

2024 LOS ANGELES DODGERS MEDIA GUIDE



Los Angeles Dodgers.



Dodger Stadium | 1000 Vin Scully Ave. | Los Angeles, CA 90012

www.Dodgers.com | [Twitter.com/Dodgers](https://twitter.com/Dodgers) | [Facebook.com/Dodgers](https://facebook.com/Dodgers) | [Instagram.com/Dodgers](https://instagram.com/Dodgers) | Snapchat: DodgersMLB

GENERAL CLUB INFORMATION

Home: Dodger Stadium (56,000)
Date Opened: April 10, 1962
Franchise Founded: Brooklyn, 1890

CONTACT INFORMATION

Fan Services: (323) 224-1507
FAX: (323) 224-1459
Tickets: (866) DODGERS, www.dodgers.com
Administration: (323) 224-1500
Stadium Tours: (323) 224-1507
Merchandise: (323) 224-1334
Major League Baseball PR: (212) 931-7878

MINOR LEAGUE AFFILIATES

Triple-A Oklahoma City Baseball Club (Pacific Coast League)
Double-A Tulsa Drillers (Texas League)
Advanced- A Great Lakes Loons (Midwest League)
Single -A Rancho Cucamonga Quakes (California League)
Rookie-level AZL Dodgers (Arizona)
Rookie-level DSL Dodgers (Dominican Summer)

MEDIA PARTNERS

Television: Spectrum SportsNet LA
Radio: AM 570 LA SPORTS (English)
Univision/KTNQ 1020 AM (Spanish)

WORLD CHAMPIONS (7)

1955 1959 1963 1965 1981 1988 2020

NATIONAL LEAGUE CHAMPIONS (24)

1890 1899 1900 1916 1920 1941 1947 1949 1952 1953 1955 1956
1959 1963 1965 1966 1974 1977 1978 1981 1988 2017 2018 2020

NL WEST CHAMPIONS (21)

1974 1977 1978 1981 1983 1985 1988 1995 2004 2008 2009
2013 2014 2015 2016 2017 2018 2019 2020 2022 2023

NL WILD CARD (3)

1996 2006 2021

Los Angeles Dodgers.

Executives

Executive Biographies	4-19
-----------------------------	------

Coaches

Coaching Staff	12-26
Medical, Training & Clubhouse Staff	26-28

Players

40-Man Roster	31-190
Non-Roster Invitees	191-261

Opponents

2024 Opponents	264-273
Dodger Record vs. Each Franchise	274
Last Trade With Each Club	274

Dodger Stadium

History	277-279
Firsts	280
Rainouts	281
Sellouts/Attendance	281-282
Campo Las Palmas	282
Camelback Ranch	283
Vero Beach	283
Spring Training Sites/Records	283

Player Development

Minor League Coaching Staffs	285
Past Champions	286
Record Book, Minor League	287
Minor League Player/Pitcher of the Year	287
All-Time First-Round Draft Picks	288
2023 First-Year Player Draft	288
Player Listing	289-291
Player Development	292
Scouting Assignments	293-294

History & Records

Year-by-Year Record+	297
Individual Single-Season Records	298-299
Rookie Records	299-300
Club Single-Season Records	300-301
Club Consecutive Records	301-302
Single-Game Records	302-303
Career & Single-Season Fielding Records	304
Top 10 Batting & Pitching Career	304-306
Top 10 Batting & Pitching Season	307-309

Win/Loss Breakdown	311
Team Totals 1958-2023	312
Yearly Batting & Pitching Leaders 1958-2023	313-317
Games Leaders by Position	318
Home Run Records	318-322
Hit Leaders	323
Streaks, Winning & Losing	324
LA Dodger Firsts	324
Scoreless Innings Streaks	325
No-Hitters, One-Hitters, Two-Hitters	325-326
Longest Games	327
Starts, Best & Worst in Club History	327
Openers, Los Angeles	329
Opening Day Lineups	330-331
Postseason Play	332-334
Award-Winning Dodgers, Gold Gloves, Silver Sluggers	335
Longest Service to Dodgers	335
Single-Season League Leaders	336-337
All-Star Selections	338
Sporting News Awards	339
Major League Baseball Awards	340
All-Time Dodger Roster	341-346
Numerical Listing, All-Time Dodgers	347-353
Trades, All-Time	353-359
This Date in Dodger History	360-366
Dodger Hall of Famers	367
Retired Numbers	368-372
International Relations	373-374
Hall of Fame	375
Last Time It Happened	376

Community

Community Relations	379-380
In the Community	380-381

LADF

Youth Programs	383-384
Grantmaking and Fundraising	385-386

Media Information

Public Relations Staff	388
Media Policies	388-389
Broadcaster Bios	390-396
All-Time Broadcasters	397
Media Partners	397
Dodger Radio Network	397
Dodger Stadium Diagram	398
2024 Schedule	399

The Dodger Family Remembers...

Pat Corrales
Roger Craig
Dennis D'Agostino
Vic Davalillo
Frank Howard

Al McBean
John Miller
Bobby Morgan
Jim Poole

The 2024 Dodger Guide was published by the Los Angeles Dodgers, Inc., 1000 Vin Scully Ave., Los Angeles, CA 90012.

Copyright © 2024 by the Los Angeles Dodgers, Inc. All rights reserved. Permission to reprint or reproduce any of the enclosed material must be granted in writing by the Los Angeles Dodgers.

The 2024 Dodger Guide was written and compiled by the Dodgers' Communications Department. It is based on information available through Feb. 15, 2023.

Written/Edited/Produced By: Juan Dorado, Ally Salvage, Joe Jareck, Jon Weisman, Steve Brenner, Hayley Tennant, Cary Osborne and Mark Langill. Special Thanks: Erin Edwards, Ellen Harrigan, Ross Yoshida, Antonio Gandara Rivera, Matt McGrath, Major League Baseball and Elias Sports Bureau. Editors Emeritus: Josh Rawitch, John Olguin, Derrick Hall, Jay Lucas, Mike Williams, Fred Claire, Red Patterson. Website Sources: statspam.com, mlb.com, baseball-reference.com, retrosheet.org, Photography: Jon SooHoo Photography, Sue Jo, Juan Ocampo, Carrie Giardino and Jill Weisleder. Major League Baseball Photos. Design/Layout: Ross Yoshida and Juan Dorado.



Mark R. Walter

Owner & Chairman

Mark Walter is the chairman and controlling owner of the Los Angeles Dodgers and an investor, conservationist and social justice advocate. He also leads the Los Angeles Dodgers Foundation.

Walter and his wife, Kimbra, invest the vast majority of their wealth in philanthropic causes, primarily those focused on social justice, closing the opportunity gap for low-income youth, saving endangered species and preserving wild places.

Their sponsored education programs include Chicago Beyond, OneGoal and the Academy Group.

The Walters also own White Oak Conservation, a 17,000-acre animal refuge in Florida, and wildlife preserves in Africa where they are funding global efforts to protect endangered species from poachers and habitat loss.

Walter is a trustee of the Solomon R. Guggenheim Foundation, Creighton University, Northwestern University and the Field Museum of Natural History.

He leads businesses in areas that include sports, media and entertainment, financial services, insurance, renewable energy and real estate.



Stan Kasten

President & CEO

For four decades, Stan Kasten has been a highly respected sports figure and developed a reputation for creating winning franchises, relying on three pillars - scouting and player development, enhancing the fan experience and community outreach - to establish franchises built for long-term success on and off the field.

That track record has continued during his tenure with the Dodgers, where the club has had an unprecedented run of success. On the field, Los Angeles has clinched eight consecutive NL West division titles, won three of the past four National League pennants and was crowned as 2020 World Series champions.

Since Kasten became the Dodgers' President and CEO, the team has topped the Majors in attendance each full season under his leadership while continuously making improvements to Dodger Stadium to keep the league's third-oldest stadium among the best facilities in baseball. The Dodgers were also named ESPN's 2020 Sports Humanitarian Team of the Year for the work and community impact of the Los Angeles Dodgers Foundation. These achievements led Major League Baseball to award the Dodgers the 2022 All-Star Game (rescheduled from 2020), bringing the league's jewel event back to Los Angeles for the first time since 1980.

Kasten has been a member of numerous MLB, NBA and NHL ownership committees during his professional career and is also a former trustee of the Naismith Basketball Hall of Fame. In 1999, Kasten became the first sports figure to hold the title of president of three different teams in three different major sports simultaneously, doing so with MLB's Atlanta Braves, the NBA's Atlanta Hawks and the NHL's Atlanta Thrashers.

In 1979, at age 27, Kasten became the youngest general manager in NBA history with the Hawks, a position he held until 1990. Kasten became the Hawks' president in 1986. During his lengthy tenure in the Hawks' front office, Kasten built the Hawks into a perennial contender, including four consecutive 50-win seasons from 1986-89 and a stretch of seven consecutive playoff appearances in the 1990's, and became the first - and only - NBA executive to win back-to-back Executive of the Year awards in 1986-87.

Kasten also became president of the Braves in 1986. From 1987-2003, the Braves won more games than any other team in MLB and won 14 consecutive division titles (1991-2005), five National League pennants and the 1995 World Series.

In 1999, when the NHL awarded Atlanta an expansion team, Kasten added the title of president of the Thrashers, as well as chairman of the newly constructed Philips Arena (now State Farm Arena). Kasten held all three positions until 2003, when he stepped down.

Prior to joining the Dodgers, Kasten was president of the Washington Nationals from 2006-10, where he worked to re-energize a dormant baseball fan base and simultaneously established a crown jewel franchise in Washington, D.C.

Kasten, the Los Angeles Sports Council's 2013 Executive of the Year, is Emeritus Director of the Sports Lawyer Association and serves on the LA84 Foundation Board of Directors, the Rose Bowl Institute Advisory Board and the Board of Advisors for the Professional Women's Hockey League (PWHL). In addition, Kasten was inducted into the Georgia Sports Hall of Fame in 2023.

A native of Lakewood, N.J., Kasten is a graduate of New York University and Columbia University Law School. Kasten and his wife, Helen, have four children: Alana, Corey, Sherry and Jay.



Andrew Friedman

President, Baseball Operations

As the Dodgers’ President of Baseball Operations, Andrew Friedman has instilled a winning culture that has resulted in a playoff berth in each of his nine seasons (including six straight NL West titles from 2015-2020 and two more in 2022 and 2023) three National League pennants and the 2020 World Championship. Under Friedman’s leadership since 2015, the Dodgers lead MLB with a .620 winning percentage (835-512), including a franchise record 111 wins in 2022 as well as a club-best .717 winning percentage during the shortened 2020 season (43-17).

Entering his 10th season with the club after being named to the post on October 14, 2014, Friedman has overseen the development of one of baseball’s top-ranked farm systems, positioning the organization for the long-term success, and also reorganized and built out the team’s front office. Friedman was named Major League Baseball’s 2020 Executive of the Year and the Dodgers have twice (2017, ’20) been recognized by Baseball America as its Organization of the Year, honoring the team for its success from top to bottom.

Friedman previously served as Executive Vice President of Baseball Operations of the Tampa Bay Rays where, despite overseeing one of the league’s lowest payrolls, he led the Rays to four postseason appearances, including two division titles (2008, 2010), in nine seasons from 2006-14. During Friedman’s time in Tampa Bay, the Rays posted the franchise’s first winning season and won the American League pennant in 2008, when he was named the Sporting News’ Executive of the Year. After finishing below .500 in each of their first 10 years of existence, the Rays finished above the .500 mark in six consecutive seasons under Friedman from 2008-13. Friedman joined the Rays in 2004 and spent two years serving as director of baseball development.

Prior to his career in baseball, Friedman was an analyst for two years with New York City-based investment firm Bear, Stearns & Co., Inc., and spent three years as an associate for the private equity firm MidMark Capital.

Friedman received a baseball scholarship to Tulane University, where he played outfield for the Green Wave and graduated with a bachelor of science in management with a concentration in finance.

Friedman and his wife, Robin, have two sons, Ethan and Zachary, and a daughter, Sadie.

Los Angeles GM/Pres. Of BB OPS

GM/Pres. of BB OPS	Years
E.J. "Buzzie" Bavasi	1958-68
Fresco Thompson	1968
Al Campanis	1968-1987
Fred Claire	1987-98
Tommy Lasorda (Interim)	1998
Kevin Malone	1998-2001
Dave Wallace (Interim)	2001
Dan Evans	2001-2004
Paul DePodesta	2004-2005
Ned Colletti	2005-2014
Andrew Friedman	2014-



Bob Wolfe

Executive Vice President & Chief Operating Officer

Long-time baseball executive Bob Wolfe enters his 13th season with the Dodgers and sixth season as the club’s Chief Operating Officer after joining the club as executive vice president in 2012. In his role, Wolfe is responsible for carrying out the club’s day-to-day business operations and advising and executing on organization-wide operating strategies. He also serves as the team’s liaison to MLB on a variety of matters and is a board member of the Los Angeles Dodgers Foundation.

In Los Angeles, Wolfe rejoined Dodger President and CEO Stan Kasten with whom he teamed with at the Atlanta Braves and Washington Nationals, where he served as executive vice president from 2006-11. Prior to that, he worked in various capacities with the Braves and NBA’s Atlanta Hawks for more than 20 years, including serving as Braves’ senior vice president of administration from 1992-2003. After working in the Braves’ accounting department from 1980-84, Wolfe accepted a position as Hawks business manager in 1985 and was promoted to the role of vice president in 1988.

Wolfe and his wife, Kelly Koelker, live in Pasadena.



Brandon Gomes

Executive Vice President & General Manager

Brandon Gomes enters his eighth season with the Dodger organization and third as Executive Vice President and General Manager, after being appointed to the post on Jan. 18, 2022. Gomes, 39, became the 12th General Manager in Los Angeles Dodgers history. He originally joined the Dodgers prior to the 2017 season as the organization's Pitching Performance Coordinator before serving as the club's Director of Player Development in 2018 and its Vice President and Assistant General Manager from 2019-21.

In his first season as the GM, the club won a franchise record 111 games and the National League West crown. The Dodgers followed up their record setting campaign in 2022 with 100 wins in 2023, his second year in the GM role.

Gomes focuses on the Major League club and works closely with President of Baseball Operations, Andrew Friedman, as he had previously since being named Director, Player Development in December 2017.

Gomes enjoyed a five-year Major League career, all spent with the Tampa Bay Rays (2011-15), going 11-12 while posting one save and a 4.20 ERA in 173 games, all out of the bullpen. He was originally selected by the Padres in the 17th round of the 2007 First-Year Player draft out of Tulane University, where he double majored in finance and legal studies.

A native of Fall River, Massachusetts, Gomes was a two-time All-State selection, the 2002 Massachusetts Gatorade High School Player of the Year and a member of the National Honor Society at Durfee High School.

He and his wife, Blair, live in Los Angeles with their two children.



Lon Rosen

Executive Vice President & Chief Marketing Officer

Entering his 13th season with the Dodgers, Lon Rosen has overseen the revitalization of the Dodger brand through landmark partnerships, global fan development and an aggressive digital growth strategy. One of the foremost executives in the sports and entertainment industry, Rosen has directed the Dodger organization's revenue generating departments as their executive vice president and chief marketing officer since 2012 and continues to break barriers in the organization's business ambitions.

Leading a historic brand in a tradition-bound sport, Rosen has constantly driven innovation in the club's marketing and content creation, seeking to connect with a new generation of fans and further develop a passionate worldwide following for the Dodgers and their players. These efforts have generated league-leading attendance at Dodger Stadium each year since 2013, ratings increases in all forms of media and exponential growth of the team's digital footprint, providing a role model for franchises across the spectrum of sports.

With more than 25 years of experience in the field, Rosen was instrumental in assisting Magic Johnson and the club's owners in their acquisition of the Dodgers. Rosen previously served in the same role for the Dodgers for two years starting in 2004 before rejoining Magic Johnson Enterprises. Rosen focused his efforts for Magic Johnson on business development, television productions, sports consulting and new media ventures, in addition to his representations of broadcasters, coaches, hosts and other entertainment personalities.

Upon graduation from college, Rosen headed to the Forum, where he began his sports career with the NBA's Los Angeles Lakers and the NHL's Los Angeles Kings. He worked his way from an internship to the position of director of promotions for the Lakers, Kings and the Los Angeles Forum's Special Events, where he served seven years (1980-87). From there, he started his own sports marketing company, First Team Marketing, with Magic as his first client.

Rosen, a University of Southern California graduate, resides in Los Angeles with his wife, Laurie. They have two sons.



Janet Marie Smith

Executive Vice President, Planning and Development

Now entering her 12th year with the Los Angeles Dodgers, Janet Marie Smith has overseen the large-scale improvement/expansion projects at Dodger Stadium and Campo Las Palmas, the club's home in the Dominican Republic. From modernizing the stadium to incorporating the club's rich history into the ballpark experience, Smith's fan-friendly touches have helped keep Dodger Stadium - the third-oldest ballpark in major league baseball - one of the premier venues in all of sports. Smith spearheaded the brand-new Centerfield Plaza serving as Dodger Stadium's first-ever "front door," was an immediate hit with fans. Completed in 2020, the Centerfield improvements also included renovations to the right and left field pavilions and a vertical circulation path around the building made up of new escalators, elevators, and bridges. Smith initially joined the club as a senior vice president in 2012 and was promoted to her current role as executive vice president of planning and development in 2020.

Smith is well known in baseball for her work on Oriole Park at Camden Yards, which set the standard for a new wave of ballparks after its opening in 1992. Smith worked for the Baltimore Orioles from 1989-94 as vice president of planning and development during the design and construction of the park. She later rejoined the club from 2009-12 to direct renovations and expansion of the Orioles' spring training facility in Sarasota, FL, and upgrades to Camden Yards.

From 2002-2009, Smith served as senior vice president of planning and development for the Boston Red Sox, overseeing the preservation and expansion of Fenway Park. Smith was president of Turner Sports and Entertainment Development and vice president of planning and development for the Atlanta Braves from 1994-2000, when she helped transform the 1996 Olympic Stadium into Turner Field, and she oversaw the development of the Philips Arena (now State Farm Arena), home to the NBA's Atlanta Hawks.

Outside of baseball, Smith has worked on development projects including Battery Park City in New York, unfulfilled plans for Pershing Square in L.A., redevelopment of former industrial buildings on Baltimore's waterfront as well as renovation plans for the Rose Bowl stadium in Pasadena.

In 2023, Smith and Fran Weld formed "Canopy," a woman-led company devoted to the design and management of sports projects and their surrounding developments.

Smith holds a Bachelor of Architecture degree from Mississippi State University and a master's degree in urban planning from City College of New York. In 2021, she was inducted into the Mississippi Sports Hall of Fame. A native of Jackson, Mississippi, Smith resides in Baltimore with her husband, Bart Harvey.



Nichol Whiteman

Chief Executive Officer, Los Angeles Dodgers Foundation

As the leader of the award-winning Los Angeles Dodgers Foundation (LADF), Nichol Whiteman serves as the Chief Executive Officer where she guides LADF in tackling the most pressing problems facing Los Angeles. With a mission to improve education, health care, homelessness, and social justice, Nichol is unwavering in her advocacy for communities across Los Angeles and beyond. With Nichol at the helm during a decade of reimagining, LADF has raised over \$90 million and invested \$53 million in programs and grants to local organizations. These efforts have impacted more than 10 million youth and 250 unique nonprofit organizations.

Whiteman also led LADF in rebranding its signature initiative now known as Dodgers Dreamteam, a program that soared from 2,700 participants in 2014 to 13,000 as of 2024. Prior to joining LADF, the Spelman alumna served as the Vice President, Western Region Officer for the Jackie Robinson Foundation and continues to nurture a relationship between the two iconic brands.

A product of Whiteman's vision, the Dodgers are the proud owner of an ESPY—having been named the 2020 ESPN Sports Humanitarian Team of the Year. She led LADF in receiving the 2020 Beyond Sport Award for Reducing Racial Inequalities and has been featured in Forbes Magazine, the New York Times, Sports Illustrated, and the L.A. Times to name a few. Demonstrating her philanthropic impact, Whiteman received a 2023 Woman of Inspiration award bestowed by Women In Sports Entertainment (WISE), 2023 Community Impact Award from the Langston Bar Association, and the 2023 YMCA Brotherhood Award to name a few. She resides in Inglewood with her husband, Timothy, and two sons, Timothy Jr. and Nicholas.



Erik Braverman

Senior Vice President, Marketing, Community Relations & Broadcasting

Erik Braverman is in his 16th year with the Dodgers and has had a major impact on the growth of the Dodger brand as it continues to expand beyond the world of baseball. In his role as Senior Vice President, Marketing, Community Relations and Broadcasting, Braverman manages the Dodgers’ local and national broadcast relationships and directs the club’s marketing and community relations initiatives, helping drive ticket sales and place the club in a position to lead the Majors in attendance each of the last eight years.

He also oversees the club’s internal productions, creative efforts and the Dodgers’ social media, which has set the standard for fan engagement and grown to become one of the most followed teams in baseball across all platforms. Braverman, an openly gay executive, oversees the Dodgers’ PRIDE Business Resource Group and launched the club’s first Pride Night in 2013, which has helped foster the team’s strong year-round relationship with the LGBTQ community and grown into the most well-attended annual event of its kind in all of sports.

Prior to joining the Dodgers, Braverman served as Vice President of Programming and Operations for ABC Radio stations, KABC, ESPN Radio and Radio Disney from 1996-2008. He was at the programming helm of the Disney-owned Los Angeles flagship when ESPN Radio was introduced to Los Angeles in 2000.

Braverman was the Director of Talk and Sports Programming at Westwood One Radio from 1994-1996 where he oversaw a number of nationally syndicated shows. He moved to Los Angeles in 1989 where he worked as Executive Producer at KFI & KOST Radio.

A native of Houston, Texas, Braverman resides in West Hollywood with his husband, Jonathan Cottrell.



Josh Byrnes

Senior Vice President, Baseball Operations

Josh Byrnes enters his 10th season as the Dodgers’ Senior Vice President, Baseball Operations, where he supervises the club’s scouting and player development. Since his first season in 2015, the Dodgers have posted the best record in baseball, winning eight division titles, three National League pennants and the 2020 World Championship.

He previously served as executive vice president/general manager for two of the Dodgers’ NL West rivals, the Diamondbacks (Oct. 2005-July 2010) and Padres (Oct. 2011-June 2014). Byrnes began his baseball front office career in

1994 with the Indians, working as an advance scout in 1995 and 1996 before being promoted to director of scouting in June 1998. In fall 1999, Byrnes became assistant general manager of the Rockies and moved to the Red Sox in the same role for the 2003-05 seasons, helping Boston to the 2004 World Series title.

Originally from Washington, D.C., Byrnes attended Haverford (PA) College, where he established school career records in home runs and RBI. He has two daughters, Avery and Darby.



Royce Cohen

Senior Vice President, Business Strategy

Royce Cohen is the Senior Vice President of Business Strategy for the Los Angeles Dodgers. Currently in his 15th season in the baseball industry, he built and manages the Dodger’s Business Strategy and Analytics department. Additionally, he manages strategic planning for various revenue streams, directs the building of internal data systems and processes, drives the organization’s marketing priorities, and negotiates contracts with several club partners.

Cohen led the creation of and oversees Dodgers 365, which manages all the Dodgers’ non-baseball revenue streams, including stadium events and initiatives outside of Dodger Stadium.

Alongside Billie Jean King, Ilana Kloss, and Stan Kasten, he is a member of the Advisory Board for the Professional Women’s Hockey League and was instrumental in the formation of the league, including in the acquisition of assets of the Premier Hockey Federation and the negotiation of a collective bargaining agreement with the Professional Women’s Hockey Players’ Association, and is also integral in the day-to-day operations of the six-team league that plays in Toronto, Ottawa, Montreal, Minnesota, New York, and Boston.

Cohen also works alongside Elysian Park Ventures, the Dodgers’ venture capital arm that has invested in over 70 companies. Through EPV, he led the creation of Demand Analytics, a SaaS platform that integrates and automates dynamic pricing, sales forecasting, and market mix modeling for tickets to live events.

A native of Bensalem, Pennsylvania, Cohen graduated summa cum laude from The Wharton School in 2012 and was named one of Sports Business Journal’s 2023 Forty Under 40 honorees.



Joe Crowley

Senior Vice President, Stadium Operations

Joe Crowley enters his sixth season as the Dodgers’ Senior Vice President of Stadium Operations after joining the club in 2018.

Previously, Crowley worked at the United States Tennis Association for 10 years as the organization’s Senior Director of Stadium Operations, where he oversaw operations at the Billie Jean King National Tennis Center in Flushing, NY before helping with the planning, opening and operations at the USA’s National Campus in Orlando, FL.

Prior to his time at the USA, Crowley served as Senior Director of Stadium Operations for 10 years at what is now Hard Rock Stadium in Miami, heading operations for the multi-sport facility which hosted the Marlins, Dolphins, University of Miami football and special events. He also worked for 10 years in operations for UPS in his native Massachusetts.

A University of Massachusetts graduate, Crowley and his wife Kelly reside in Pasadena, and have a son, Anthony.



Ralph Esquibel

Senior Vice President, Information Technology

Ralph Esquibel is in his 16th season with the Dodgers as an IT executive and third as the club’s Senior Vice President, Information Technology. In this role, Esquibel oversees the organization’s efforts in innovation, technology infrastructure, cybersecurity, compliance, end-user support services, and delivering overall organizational technology solutions that align with the Dodgers’ mission and business goals.

Prior to joining the Dodgers, Esquibel held various various technology positions within IBM, Toyota Motor Sales, American Honda Motors and

Pioneer Electronics.

Esquibel attended California State University, Los Angeles and served in the U.S. Marine Corps Reserves. He and his wife, Nancy, have a daughter, Alyssa and a son, Roman.



Eric Hernandez

Senior Vice President, Finance

Eric Hernandez is in his 14th season with the Dodgers and third as Senior Vice President, Finance. Since joining the organization in 2010, Hernandez has held several roles in the finance department, including controller and Vice President, Finance. In his current role, he oversees accounting, finance, payroll, purchasing and financial planning and analysis for the club. Since joining the Dodgers, Hernandez worked on the ownership transition in 2012 as well as having instrumental roles in the financial overview of construction projects at Dodger Stadium and Campo Las Palmas. He currently serves as the

Executive Sponsor for the Dodgers' SOMOS business resource group.

Prior to working for the club, Hernandez held various job in public accounting at White, Nelson and Co., and private industry at Dexter Corporation, Life Technologies, Invitrogen and eBioscience.

Hernandez graduated from Cal State Fullerton with a degree in Business Administration, Accounting and also passed the CPA exam in the state of California. A Southern California native, he and his wife, Remy, live in Rossmoor with their two daughters, Brooklyn and Noelani. He volunteers his time with the VFW Post 3670 Youth Group and coaching his daughter's softball and basketball teams.



Dan Martens

Senior Vice President, General Counsel

Dan Martens joined the Dodgers in February 2017. He transitioned to Vice President and Deputy General Counsel in 2022, and then to Senior Vice President and General Counsel on January 1, 2023.

Before joining the Dodgers, he worked at the law firm of Latham & Watkins for 10 years, and then served as a founding partner of Dal Soglio & Martens for 15 years. While in private practice, Dan represented numerous corporate clients in a wide variety of complex matters. Some of Dan's more notable matters included the toxic tort cases made famous by the motion picture Erin

Brockovich, and serving as national coordinating counsel for Aerojet Rocketdyne in connection with the company's asbestos litigation. Between 2010 and 2017, Martens served as outside counsel for the Dodgers in many different litigation matters.

A native of central Iowa, Martens received his professional education at the University of Iowa, graduating Phi Beta Kappa with Honors in 1991, and receiving High Honors and Special Distinction with his Juris Doctorate in 1994.



Antonio Morici

Senior Vice President, Ticket and Premium Sales & Service

Antonio Morici is in his fifth season as Senior Vice President, Ticket and Premium Sales and Service and his 21st season overall with the Dodgers. After overseeing the club's Premium Sales and Service Department for 10 years, Morici's role was expanded in 2018 to include all ticketing functions, including premium seating, ticket sales, service and operations.

The California native first joined the Dodgers in 2002 as part of the ticket sales staff, but briefly left the organization from 2005-2006 to work for Staples Center/AEG. Morici returned to the Dodgers for the 2006 season and assumed

a leadership role with the team's premium sales department. He was then elevated in 2009 to oversee all facets of the premium seating business. Under his leadership, the team adopted a tech savvy approach to sales and service, and helped establish many practices that are now considered industry standards.

Originally from the Bay Area, Morici graduated from the University of Southern California and currently lives in Malibu, CA with his son Charlie and daughter Molly.



Lorenzo Sciarrino

Senior Vice President, Global Partnerships

Lorenzo Sciarrino returns to the Dodgers this year with the title of Senior Vice President, Global Partnerships. In his role, Sciarrino heads the Dodgers’ global sponsorship department, supervising and engineering franchise partnerships with businesses domestically and internationally.

Prior to his return, Sciarrino served as Vice President of Corporate Partnerships within the Property Solutions division at WME Sports, a part of the Endeavor network, where he helped drive jewel asset sales representation (including jersey patches and naming rights) and provided strategic consulting services to teams, leagues, venues and governing bodies. Additionally, Sciarrino was responsible for identifying new business opportunities for the vast Endeavor portfolio of companies that includes William Morris Endeavor (WME), IMG and the UFC, to name a few. Prior to joining WME Sports, Sciarrino served as Vice President of Global Partnerships for Legends, the global premium experiences company that delivers holistic solutions for sports and entertainment properties. Sciarrino managed partnership sales efforts on behalf of the LA Stadium & Entertainment District at Hollywood Park, an historic mixed-use development in the heart of Los Angeles, and he joined a team effort to secure one of the most momentous naming rights deals in industry history: SoFi Stadium.

Sciarrino previously spent 12 years with the Dodgers (2005-17), culminating in a role as the VP of Corporate Partnerships. During his tenure, he helped architect a refined go-to-market partnership sales strategy that resulted in historic revenue growth for the organization. Originally from Pennsylvania, Sciarrino received his Bachelor of Science in Sports Management from the University of Massachusetts Amherst. He resides in Studio City with his wife Jen and kids Joseph and Christian.



Galen Carr

Vice President, Player Personnel

Galen Carr enters his 10th season with the Dodger organization and fifth as Vice President, Player Personnel. Carr, 48, joined the Dodgers as Director, Player Personnel in November of 2014.

Prior to joining the Dodgers, Carr spent 15 years with the Boston Red Sox, most recently serving as a Special Assignment Scout (2012-2014), with responsibilities that included evaluating Boston’s minor league affiliates as well as various international scouting assignments in Latin America and Asia. With Boston, Carr also served as a Major League Scout (2007-2011), Professional Scout (2006), and Advance Scouting Coordinator (2000-2005), after starting out as an intern in 1999.

A native of Walpole, NH, Carr graduated from Colby College in Waterville, ME where he majored in American Studies and was a starting pitcher for the baseball team. He currently resides in Los Angeles with his wife Jennifer, son Miles, and daughter Zoë.



Ismael Cruz

Vice President, International Scouting

Ismael Cruz enters his seventh season as the Dodgers’ Vice President of International Scouting.

Prior to his time with Los Angeles, Cruz was the Blue Jays’ special assistant of Latin American operations for four years following a successful stint as the Mets’ International Scouting Director from 2006-11. During his time with the Mets and Blue Jays, Cruz was instrumental in helping to sign Vladimir Guerrero Jr., Franklin Barreto, Richard Ureña, Miguel Castro, Jose Fernández, Jeurys Familia, Wilmer Flores, Juan Lagares and Rafael Montero. He began his

front office career in 2002 as the Expos’ Director of International Scouting and Development, where he served until 2005.

Cruz, an infielder, was selected by the Phillies in the 20th round of the 1989 draft out of Eckerd College (FL) and played professionally for two seasons before returning to school to complete his Bachelor’s degree in International Business. He then scouted in Colombia for the Pirates and Reds before becoming a sports agent in 1998. In 2001, he managed the Dominican Summer League Padres to a 39-29 record.

A native of Santo Domingo in the Dominican Republic, Cruz and wife, Peggy, and they have three sons, Brian, Jonathan and Anthony. His father, Pablo Cruz, was a longtime scout for the Pirates and continues to work in baseball for the Blue Jays in Dominican player development, while his sons Brian and Jonathan work in baseball operations for the Angels and Braves, respectively.



David Finley

Vice President, Scouting

David Finley is in his 10th season as the Dodgers' Vice President, Scouting. Prior to joining the Dodgers, he spent 13 seasons in the Red Sox organization and rose up the organizational ranks to become Boston's director, player personnel during his final three seasons with the club. Finley was also a special assistant to the general manager with Boston after joining the organization as its West Coast crosschecker prior to the 2002 season and then spending five years as the Red Sox's national crosschecker from 2005-09. He earned Red Sox Scout of the Year honors in 2007.

He previously worked as an area scout for the Padres (1991-94) and Marlins (1995-2001).

Finley played college baseball at UC Riverside, and was inducted into the school's Hall of Fame in 2018. Drafted by Oakland in 1987, he played two seasons as an infielder in the A's system.

Finley resides in San Diego with his wife, Tricia, and is a proud father to two daughters, Brooke and Brittany, a son-in-law, Alex, a son, Drew, who was a pitcher in the Dodgers' organization and now coaches at Louisiana State University and two grandchildren, Beau and Emerson.



Billy Gasparino

Vice President, Baseball Operations

Billy Gasparino is in his 10th season with the Dodgers and first as Vice President of Baseball Operations. Gasparino joined the Dodgers prior to the 2015 season as director of amateur scouting and has overseen successful drafts that produced the Dodgers' young core, including 2019 All-Star Walker Buehler and 2019 Baseball America Minor League Player of the Year Gavin Lux - his top picks in his first two drafts with the club.

Previously, Gasparino worked for the Padres for four seasons as director of scouting (2012-14) and national crosschecker (2010-12). Prior to joining the Padres, he worked for the Blue Jays as an area scout covering Southern California from 2004-06 before being promoted to national crosschecker by the Blue Jays in 2007. He got his start working in the front office as an intern with the Cleveland Indians in 2003.

An infielder during his playing career, Gasparino was selected by the Rockies in the 17th round of the 1999 First-Year Player Draft from Oklahoma State University and spent one season in their minor league system with Single-A Portland.

He resides in Los Angeles with his wife, Jenna, and sons, Will and Lucca.



Ellen Harrigan

Vice President, Baseball Administration

Ellen Harrigan enters her 25th season with the Dodgers and first as Vice President, Baseball Administration. Harrigan is in her 43rd year of professional baseball, after starting her career in 1981 working in baseball operations with the Toronto Blue Jays under Hall of Fame GM Pat Gillick. She spent 15 years with the Toronto organization, including five seasons working as the General Manager of the Single-A St. Catharines Blue Jays, before joining the Baltimore Orioles in Major League Operations from 1996-99. Harrigan was named as Female Executive of the year twice during her tenure in the New York Penn League and

more recently was recognized by Sports Business Journal with a 2023 Game Changer Award.

In her role with the Dodgers, Harrigan oversees all administrative facets of the baseball side, from contracts and budgets to support programs for players and their families. She is also a tremendous advocate and resource for the field staff, including those Dodger employees in scouting and player development who are not based in L.A.

Harrigan, who was born in Ireland and emigrated to Canada at a young age, resides in Santa Clarita with her son Justin.



Damon Jones

Vice President, Assistant General Manager & Baseball Legal Counsel

Damon Jones enters his third season as Vice President, Assistant General Manager & Baseball Legal Counsel. In his role, Jones assists President of Baseball Operations Andrew Friedman and Executive Vice President & General Manager Brandon Gomes in all facets of baseball operations. He also brings legal expertise to bear on any matters touching baseball operations. Prior to joining the Dodgers, Jones spent 13 seasons with the Washington Nationals, where he was Senior Vice President & General Counsel for Baseball & Business Operations and served as a senior member of the baseball operations department with a focus on player acquisitions and contracts, salary arbitration, Basic Agreement and Major League rules issues, international and minor league operations, league relations, and other key elements of baseball operations. Jones also was a senior member of the Nationals business executive team, and later served as Chief Legal Officer of the Washington Commanders.

Jones is an alumnus of Harvard Law School, the Wharton School, and the University of California, Santa Barbara, where he played Division I Baseball and was recently selected to the UCSB Athletics Hall of Fame as the “Distinguished Gaucho.”



Jeff Kingston

Vice President & Assistant General Manager

Jeff Kingston is in his sixth season as the Dodgers’ Assistant General Manager & Vice President of Baseball Operations following nine seasons with the Seattle Mariners. Kingston originally joined the Mariners in September of 2009 as an Assistant GM and was subsequently promoted to be the club’s Assistant GM & Vice President of Baseball Operations after the 2015 season. During his time with Seattle, Kingston assisted with player acquisitions and contract negotiations for the Major League club, while overseeing the Player Development and Baseball Analytics departments.

Prior to his time in Seattle, Kingston spent nine seasons (2001-09) with the San Diego Padres. After interning with the club in the corporate development department in the summer of 1999, Kingston rejoined the Padres full-time in 2001 as an Assistant to the Director of Player Development. He was promoted to Director of Baseball Operations in Nov. 2002, a position he held until being hired by the Mariners.

Kingston is a 1999 graduate of Dickinson College in Carlisle, PA, where he earned a degree in economics. He has three children.



William Rhymes

Vice President, Player Development

William Rhymes enters his ninth year with the Dodgers and first as Vice President, Player Development. In his role, Rhymes oversees the minor league system, staffing and staff development, MiLB roster construction and management while collaborating across departments to support player acquisition and maximization efforts. He joined the Dodgers as a Pro Scout in 2016, was promoted to Assistant Director, Player Development in 2018 and was then named Director, Player Development in 2019 prior to his latest promotion.

Prior to his time with the Dodgers, Slater graduated from the University of California, Berkeley and then worked with the San Diego Padres in their pro scouting department.

Rhymes earned a B.S. in Biology/Pre-med from the College of William and Mary in 2005 and was drafted by the Detroit Tigers that same year. An infielder, he made his Major League debut for the Tigers in 2010 and retired in 2014 after parts of 10 pro seasons with Detroit, Tampa Bay and Washington.

Rhymes lives in Glendale, AZ.



Alex Slater

Vice President & Assistant General Manager

Alex Slater is in his 10th season with the Dodgers and third in his role as Vice President, Assistant General Manager. In this role, Slater works closely with President, Baseball Operations Andrew Friedman and Executive Vice President and General Manager Brandon Gomes on player personnel, roster management and construction, contract negotiations and overseeing the Baseball Strategy and Information departments as well as Baseball Systems. Before earning his promotion, Slater was previously the Assistant Director of Scouting and the Director of Baseball Operations for Los Angeles.

Prior to his time with the Dodgers, Slater graduated from the University of California, Berkeley and then worked with the San Diego Padres in their pro scouting department.

Slater is a San Francisco native and lives in Los Angeles with his wife, Lauren, and their son, Alden.



Manny Aceves

Chief Program Officer, Los Angeles Dodgers Foundation

Manny A. Aceves is the Chief Program Officer for the Los Angeles Dodgers Foundation (LADF). As a member of the executive leadership team, Dr. Aceves provides oversight, vision, and strategy in the areas of programs, grantmaking, and strategic initiatives.

Before joining LADF, Dr. Aceves served as the Associate Dean for Strategic Engagement at the Loyola Marymount University School of Education where he was responsible for leading the School of Education's external engagement efforts, supporting relationships with existing partners, and cultivating new and mutually beneficial partnerships that support preparation, professional development, outreach, and impact. Prior to his role at LMU, Dr. Aceves was the Chief External Impact Officer at KIPP SoCal Public Schools. Dr. Aceves oversaw government relations, advocacy and community engagement, development and fundraising, and marketing and communication efforts. Dr. Aceves began his career in education as a middle school classroom teacher in Los Angeles.

Dr. Aceves is also an active leader in numerous organizations. He currently serves on the board of directors for Families in Schools. He is also an active member of Education Leaders of Color (EdLoC). Previously, he served on the board of visitors for the Loyola Marymount University School of Education, board of directors for Bright Star Schools and WISH Charter, advisory board for Playa Vista Elementary School, and on the advisory committee for the California Educator Diversity Research Project at the UCLA Center for the Transformation of Schools. In addition, he served on the Green Dot Public Schools Administrator-in-Residence (AIR) Program Advisory Board and was the treasurer for the Association of Jesuit Schools and Universities (AJCU) Deans of Education Conference. Dr. Aceves was also a founding and former board member for the Teach for America Los Angeles Associates Board.

Dr. Aceves is a proud first-generation college graduate. He is a triple alumnus of LMU, receiving his Doctor of Education in Educational Leadership for Social Justice, Master of Arts in School Administration, and Bachelor of Arts in Political Science. He also holds California credentials in both teaching and administration.



Shahram Ariane

Vice President, Security & Guest Services

Shahram Ariane was appointed as Dodgers’ Vice President of Security & Guest Services in February of 2014. Ariane had previously served as Dodgers’ Director of Security & Guest Services, 2005 thru 2010.

Prior to rejoining Dodgers in 2014, Ariane served as the Director Campus Safety for The Claremont University Consortium. Founded in 1887, the Claremont Colleges is made up of seven distinguished institutions on a 550-acre campus that include Claremont McKenna College, Pomona College, Claremont Graduate University, Scripps College, Pitzer College, Harvey Mudd

College, and Keck Graduate Institute.

Prior to joining the Dodgers in 2005, Ariane served as the Vice President of Security for STAPLES Center in Los Angeles. Ariane played a key role in the successful public safety planning and implementation of a series of large-scale events since the opening of STAPLES Center in 1999. These included such prominent events as the Democratic National Convention in 2000, the Grammy Awards, U.S. National Figure Skating Championship, NHL and NBA All-Star Games, three NBA championship series, and numerous other large-scale events.

Ariane’s professional background in public safety spans more than 28 years and includes specialized training in threat and vulnerability assessment by the United States Department of Defense, disaster preparedness and emergency response by the City of Los Angeles Fire Department, and emergency operation management by the Federal Emergency Management Agency (FEMA), in conjunction with the United States Secret Service.

Ariane is an ASIS Board Certified Protection Professional (CPP) and has a B.A. degree in Political Science.



Allister Annear

Vice President, Merchandise & Retail

Allister Annear enters his 16th season with the Dodger organization as Vice President Merchandising and Retail.

Annear was born in South Africa, grew up in Johannesburg and was a professional musician. He is a 29-year veteran in retail and has worked for such organizations as the Limited Corporation, Kenneth Cole, and Lucky Brand. Prior to joining the Dodgers, Annear spent nine years at Skechers USA as the DMM for all fashion brands working on footwear brands and was responsible for the SoHo Lab division. He also worked on the launch of The Games

Hurricane shoe and served as DMM for Rock & Republic and Rock Racing, a Professional Cycling team.

A resident of Hancock Park, Annear was a recipient of the 2013 MLB Retailer of the Year award.



Seth Bluman

Vice President, Ticket Operations

Seth Bluman begins his 31st season with the Dodgers organization, all in the Ticket Operations department. In this time, Bluman has helped with the distribution of more than 90 million tickets.

He has been in his current role of Vice President of Ticket Operations since 2013. Bluman represented the Dodgers in the MLB Network trivia game show Baseball IQ back in 2012.

A native of Long Island, New York, he lives with his wife, Joanne, and their two kids, Sarah and Emma, in West Hills.



Sara Curran

Vice President, Accounting

Sara Curran enters her 22nd season with the Dodgers and first as Vice President of Accounting. In her role, Sara oversees the accounting functions of the department, including financial reporting process, accounts payable, accounts receivable, payroll and fixed assets. She also works closely with both internal and external partners, such as sponsorship, Levy Restaurants, merchandise and the Dodgers’ operations in the Dominican Republic.

Originally pursuing a degree in biology and chemistry at University of California, Riverside to become a physical therapist, Curran switched majors and enrolled in the math program. After interning with the Dodgers in 2003, she completed her degree and was hired full-time shortly afterward.

Curran and her husband, Mike, reside in Riverside with their two sons, Kellen and Kasey.



Michelle Darringer

Vice President, Risk Management

Michelle Darringer enters her 13th season with the Dodgers as Vice President of Risk Management. During her career in risk management, Michelle has held a few positions in the entertainment industry, including Vice President of Risk Management for Fox Entertainment Group.

As an integral part of the Dodgers’ legal and HR departments, Darringer has dealt with issues ranging from workers’ compensation insurance, liability, insurance defense litigation, and a number of HR projects that have been critical to the successful operation of business.

In March 2020, she was instrumental in creating and implementing the rules, policies, and procedures in dealing with the Covid-19 pandemic and the impact on the workplace. She worked closely with government agencies in testing and vaccination efforts and continues to work on all these matters to ensure the safest work environment possible.

She has previously served on the board of directors and is a past President of the Los Angeles Chapter of the Risk Management Society.



Marilyn Davis

Vice President, People Operations

Marilyn Davis enters her sixth year as the Vice President of Human Resources, where she oversees executive recruitment and talent management, compensation, workforce performance, organizational alignment, training and development, employee and labor relations, HR business consulting, employee benefits, corporate events, corporate citizenship and diversity for all business units company-wide.

She earned a degree in Business Administration/Human Resources from California Polytechnic University of Los Angeles and prior to the Dodgers, worked in the entertainment, media, and financial sector, including positions with Univision and Fox Entertainment.



Chaitali Gala Mehta

Chief Operating Officer, Los Angeles Dodgers Foundation

Chaitali Gala Mehta is the Chief Operating Officer of the Los Angeles Dodgers Foundation (LADF) where she manages internal operations resulting in seamless programming impacting thousands of children and families. As a member of the executive team, Gala Mehta is responsible for organizational management and leadership, ensuring alignment across the organization with a focus on internal operations including finance, HR and legal/risk. Gala Mehta joined the team 10 years ago as the Director of Grants & Strategic Partnerships to build LADF’s comprehensive grantmaking program.

Before joining LADF, Gala Mehta was the Director of Cause Marketing for the nonprofit After-School All-Stars, leading all national marketing and communication efforts and corporate partnerships. Prior to After-School All-Stars, Gala Mehta served as Director of Corporate Partnerships and Special Events for LA’s Promise, a local school turnaround nonprofit, directing all corporate fundraising initiatives and special events to increase annual funding for South L.A. public schools.

A breast cancer survivor, Gala Mehta is honored to be a founding member of the Associate Advisory Board of Simms/Mann - UCLA Center for Integrative Oncology. Gala Mehta also serves on the Los Angeles Dodgers Employee Business Resource Group Diversity Committee and is the representative on the Diversity Committee assisting the organization in strengthening our culture of inclusion.

She holds a Bachelor of Arts in Political Science from the University of California, Berkeley, and lives in Los Angeles with her husband, Akshay, and their daughter, Layla.



Chad Gunderson

Vice President, Deputy General Counsel

Chad Gunderson is entering his 15th season with the Dodgers and second as Vice President and Deputy General Counsel. Before joining the Dodgers, Chad worked at the law firm of Kirkland & Ellis LLP for three years.

Gunderson received his bachelor’s degree from Northern State University in his native state of South Dakota and his law degree from UCLA School of Law.

He currently lives in Woodland Hills with his wife, Brenda, and his two daughters, Maya and Macy.



Kristin McCowan

Vice President, Government & Community Affairs

In her role as Vice President of Government and Community Affairs, McCowan leads the team’s government, civic, community and philanthropic efforts with an emphasis on the organization’s relationships with local leaders, government & non-profit organizations and the many diverse communities that make up the greater LA region. Under her leadership, the Dodgers’ Government and Community Affairs team focuses their efforts in four key areas: Youth Education & Fitness, Health & Wellness, Accessibility and Service. Through these pillars, the Dodgers Government and Community Affairs team activates various initiatives annually, including

military and veterans’ outreach, education and wellness programs, Dodger Blue Wishes, Kids for Dodgers Baseball, and L.A. Reads, positively impacting the lives of hundreds of thousands of Angelenos annually.

McCowan serves on the boards of the Getty House Foundation and Mayor Bass’ Advisory Council on behalf of the Dodgers and represents the Dodgers at business organizations including the L.A. Chamber of Commerce, Central City Association and the L.A. County Business Federation (BizFed).

Prior to joining the Dodgers, she served in senior leadership positions in the Office of Mayor Garcetti, the Executive Office of the President under President Obama and with the Committee on House Administration in the U.S. House of Representatives. In addition, McCowan was elected and served as the Mayor Pro Tempore on the Santa Monica City Council from 2020-2022.

McCowan serves on the boards of Providence St Johns Health Center and Community Corporation of Santa Monica. She earned her B.A. in Political Science from California State University, Northridge, and her Master of Public Administration from the University of Southern California. She currently lives in Santa Monica, with her husband, Albert, and their two children.



Courtney Moore

Vice President, Diversity, Equity & Inclusion

Courtney Moore was hired by the Dodgers in 2021 and is a seasoned diversity and talent development professional with a career that spans over 20 years. She has worked in leadership roles across finance, engineering, law and sport industries where she has a proven track record as a successful agent of change for diversity and inclusion. As the Vice President of Diversity, Equity & Inclusion, she creates and implements strategy to enhance the organization’s culture of inclusion.

Prior to joining the Dodgers, she worked for the Munger, Tolles & Olson law firm and has also served in various diversity roles with Morgan Stanley, The Aerospace Corporations and law firms where she was responsible for a variety of diversity initiatives encompassing recruitment, retention and other programs to foster inclusion.

Moore is a licensed attorney having practiced in Corporate Restructuring. She also has several years of experience in talent acquisition having worked for Special Counsel and The Hollins Group in direct hire corporate placements. She previously worked in the sports industry as the Broadcast and Special Events Coordinator for the Chicago White Sox and earned a Juris Doctor from the University of Miami, a Masters in Sports Management from the University of Massachusetts and a Bachelor’s in International Relations from Mount Holyoke College.

She resides in Pasadena with her husband and two sons.



Craig Sindici

Vice President, Premium Sales & Services

Craig Sindici begins his 21st season with the Dodger organization and sixth as Vice President, Premium Sales & Service, after being promoted to the position in January 2020. After moving to the Rose Bowl in 2016 to oversee their Premium Sales and Service project, Sindici returned to the Dodgers in 2018 as Senior Director, Premium Sales and Service. He originally joined the Dodgers prior to the 2003 season as Account Executive, Group Sales, before transitioning into the Premium Sales department in 2007. He was promoted to Manager, Premium Sales in 2010 before transitioning into the role of Director,

Premium Sales in 2014.

In his current role, he is responsible for all aspects of the department including the sales and service of the five Premium Seating areas; Yaamava’ Dugout Club by San Manuel, Baseline Club, Bank of America Suite Level, Champions Lounge and Stadium Club Boxes.

A native of San Mateo, California, Sindici graduated from UC San Diego with a Bachelor of Arts in Communications. He and his wife, Claudia, live in Pasadena with their three children, Ava, Nina and Xavier.



Michael Spetner

Vice President, Business Analytics

Michael Spetner enters his 10th season with the Dodgers and his first as Vice President, Business Strategy and Analytics. He joined the organization as a Business Analyst in 2015, with a mission to bring data to the forefront of business strategy for the Dodgers. Over the last decade, he and his team have developed analytical tools and frameworks to help business leaders across the organization leverage data and insights to make key decisions. In his current role, Spetner oversees a diverse team of engineers and analysts, who are responsible for data infrastructure, reporting and software development.

Spetner was born and raised in Los Angeles and grew up a Dodger fan about 15 minutes away from Dodger Stadium. He and his wife Megan live in Silver Lake with their newborn son, Sascha.



Jeanne Vetter

Vice President, Global Partnerships

Jeanne Vetter is an accomplished professional with an exceptional track record in fostering impactful partnerships within the realms of esports, sports entertainment and corporate collaborations. She joined the Dodgers in 2023 as Vice President of Global Partnerships after serving as the former Head of Business Development for the Americas at Riot Games. In her current capacity, Vetter assumes a pivotal role responsible for both domestic and global partnership strategies within the department, leveraging her extensive background to drive impactful initiatives and forge mutually beneficial

relationships.

Prior to her time at Riot, she held the position of Director of Corporate Partnerships at Fox Sports. At Fox, she played a key role in the successful oversight of the L.A. Memorial Coliseum renovation and its historic naming rights deal.

Hailing from San Juan Capistrano, Vetter is a proud alumna of the University of Southern California, where she earned her Bachelor of Arts degree in International Relations. She shares her time between Hermosa Beach and Malibu with her husband, Joe.



Jon Weisman

Vice President, Communications

Jon Weisman enters his first full season as Vice President, Communications for the Dodgers, overseeing strategy and operations for external and internal communications. He rejoined the Dodgers in September 2023, having served as Director, Digital and Print Content from 2013-17. His public association with the franchise began in 2002 with the founding of his pioneering website *Dodger Thoughts*, which he followed with two books about the team: *100 Things Dodgers Fans Should Know & Do Before They Die* and *Brothers in Arms: Koufax, Kershaw, and the Dodgers' Extraordinary Pitching Tradition*.

In between his Dodger stints, Weisman served six years as Vice President, Corporate Public Relations for Showtime Networks, Inc. He began his journalism career in 1986, writing for media outlets that include the Los Angeles Times, Los Angeles Daily News, Variety and ESPN.com. His first novel, *The Catch*, was published in November 2023.

Weisman holds a B.A. in American Studies from Stanford University and an M.A. in English from Georgetown University. He is a native of Los Angeles, where he and his wife Dana have raised their three children, Lilah, Casey and Dashiell.

What would you like the power to do?[®]

Listening to people answer this question is how we find out what matters most. For a business, it could be the power to grow. For an entrepreneur, the power to innovate.

And for a family, it might be the power to achieve their financial goals.

We—the more than 210,000 employees of Bank of America—are proud to serve you and celebrate your accomplishments in the local communities we share.

That's what we're here for: The power to make a difference.



Natalie J.
Financial Center Market Manager

BANK OF AMERICA 



COACHES





DAVE
Roberts **MANAGER | 30**

Opening Day Age: 51 (May 31, 1972 In Okinawa, Japan)

Resides: Cardiff, CA

Appointed: November 23, 2015

All-Time Dodger Managers

Name	W-L	Pct	Years
McCunnighe, Jim	86-43	.667	1830
Ward, John Montgomery*	156-135	.536	1891-92
Foutz, Dave*	264-257	.507	1883-96
Barnie, William	76-91	.455	1897-98
Griffin, Mike*	1-3	.250	1888
Ebbets, Charlie	38-68	.358	1888
Hanlon, Ned	511-488	.512	1899-1905
Donovan, Patsy*	184-270	.406	1906-08
Lumley, Harry*	65-98	.399	1909
Dahlen, Bill	251-355	.414	1910
Robinson, Wilbert	1373-1341	.506	1914-31
Carey, Max*	146-161	.476	1932-33
Stergel, Casey*	208-251	.453	1934-36
Grimes, Burlingh*	131-71	.434	1937-38
Durocher, Leo*	739-555	.567	1939-48
Sukeforth, Clyde*	2-0	1.000	1947
Shotton, Bert	328-215	.603	1947-1950
Dressen, Charlie	298-196	.642	1951-53
Alston, Walter	2040-1612	.559	1954-76
Lasorda, Tommy*	1599-1439	.526	1976-98
Russell, Bill	173-149	.537	1996-98
Hoffman, Glenn*	47-41	.534	1998
Johnson, Dave*	163-161	.503	1999-2000
Tracy, Jim	427-383	.527	2001-05
Little, Grady	174-154	.525	2006-07
Torre, Joe	259-227	.533	2008-10
Mattingly, Don	446-363	.551	2011-15
Roberts, Dave*	753-442	.630	2016-

* Played for franchise

Managing and Coaching

- The 2016 NL Manager of the Year and 2020 World Series champion enters his ninth season at the helm of the Dodgers and begins the season with the highest winning percentage by a manager in Major League Baseball history (minimum 850 games managed) at .630 (.753-443)
- Is the only National League manager in history to lead his team to the playoffs in his first eight seasons and first to accomplish that feat since Joe Torre led the Yankees to the playoffs in his first 12 seasons at the helm
- In 2020, he joined Cito Gaston (Toronto, 1992, 1993) as the only Black managers to win a World Series
- Has won the National League West division in seven of eight seasons (2016-2020, 2022 and 2023) while capturing the NL pennant three times (2017, 2018 and 2020)...guided the Dodgers to a then franchise-record 106 wins in 2019 and 2021 and followed that up by winning a franchise record 111 games in 2022. Has won at least 100 games in five of eight campaigns
- Is one of five managers all-time with five 100+ win seasons, joining Bobby Cox (6), Joe McCarthy (6), Connie Mack (5) and Earl Weaver (5)...is the quickest manager in history to record five 100+ win seasons
- Roberts' 753 wins rank fourth in franchise history, and he, Walter Alston (4) and Tommy Lasorda (2) are the only Dodger managers to win a World Series
- Among current managers, his 45 Postseason victories rank second behind Bruce Bochy (57)...he ranks sixth all time in MLB history in Postseason victories, trailing Joe Torre (84), Tony La Russa (71), Bobby Cox (67), Dusty Baker (57) and Bochy
- Became the first Major League manager to skipper three straight All-Star teams (2018, 2019, 2021) since Joe Torre guided four straight American League squads from 1999-2002
- Has received Manager of the Year votes in all eight seasons as Dodger manager in the Baseball Writers' Association of America balloting, finishing first (2016), second (2017, 2022), fourth (2019), fifth (2020, 2021, 2023) and sixth (2018)
- In 2017, led the club to the best record in the Majors for the first time since 1974 with a 104-58 mark and the National League's best record for the first time since 2009
- Managed his club to the best 50-game stretch in franchise history, as the Dodgers won 43 of 50 games from June 7, 2017 until August 5, 2017...it was the best stretch in the Majors since the 1912 New York Giants, who went 43-7 from May 6 until July 3; and according to Elias Sports Bureau, only four teams have put up a stretch of winning 43 of 50 games or better in baseball history: the 2017 Dodgers, the 1912 Giants, the 1906 Cubs and the 1884 St. Louis Maroons
- In his first season as Dodger manager in 2016, he was named NL Manager of the Year on Nov. 15, 2016, receiving 16 of 30 first-place votes, to join Hall of Famer Tommy Lasorda (1983, '88) as the only managers in Dodger history to win the award since its inception in 1983...it was just the sixth time the award went to someone who was in his first full season as a manager...also became the first manager of Asian descent to win the award
- In his first season as the club's manager, he led the Dodgers to an NL West title, becoming just the second rookie manager ever to lead Los Angeles to a division title, joining Tommy Lasorda (1977)
- Honored as the Sporting News' 2016 NL Manager of the Year, becoming just the third Dodger manager to receive the award by the publication, joining Hall of Famers Leo Durocher (1939) and Walter Alston (1955, '59, '63)
- Made his Dodger managerial debut on April 4, 2016 in San Diego with a 15-0 victory over the Padres, the largest margin of victory in a shutout win on Opening Day in MLB history
- Named the 28th manager in Dodger franchise history on Nov. 23, 2015...is the 10th skipper in Los Angeles Dodger history and the fourth to both play and manage for the team, joining Tommy Lasorda, Bill Russell and Glenn Hoffman
- Became the first manager of color in Dodger franchise history
- Following the conclusion of his playing career, spent the 2010 season in San Diego's front office, before becoming the Padres' first base coach from 2011-13...served as San Diego's bench coach for the 2014 and 2015 campaigns...managed the Padres for one game on June 15, 2015, following the departure of Bud Black

Playing Career

- Played in the Majors for 10 seasons, debuting with the Cleveland Indians on Aug. 7, 1999...played for the Indians (1999-2001), Dodgers (2002-04), Red Sox (2004), Padres (2005-06) and Giants (2007-08)
- In 832 career games, batted .266 with 243 stolen bases, including a career high 49 in 2006...also hit a career-best .293 with San Diego in 2006
- Was the Dodgers' starting center fielder from 2002-04, hitting .262 in 302 games and stealing 118 bases in 143 attempts (82.5%)
- Was traded by the Dodgers to the Red Sox at the 2004 trade deadline, and then famously stole second base off the Yankees' Mariano Rivera in the ninth inning of Game 4 of the 2004 ALCS...the steal put him in position to score the tying run later in the frame as Boston became the first team in MLB history to rally from a 3-0 series deficit in the Postseason and win a seven-game series

Personal

David Ray Roberts...he and his wife, Tricia, have a son, Cole and a daughter, Emmerson...was born to an African-American father and a Japanese mother in Okinawa, Japan...attended Rancho Buena High School in Vista, CA...playing quarterback, he led his squad to the San Diego Class 3 A State title in 1990...played baseball at UCLA and is the school's all-time leader in stolen bases (109)...graduated in 1995 with a degree in history...was originally drafted by the Detroit Tigers in the 28th round of the 1994 MLB First-Year Player Draft...along with former Giants' teammate Rich Aurilia and John Micek, owns Red Stitch winery in the Napa Valley...is a member of Major League Baseball's Diversity Pipeline Advisory Committee, the Player Development Diversity and Inclusion Committee and the UCLA Jonsson Comprehensive Cancer Center Board...additionally, is a member of the Anti-Defamation League's Sports Leadership Council Committee...was inducted into the UCLA Sports Hall of Fame on July 15, 2020, along with Keira Goerl, Lauren Holiday, Kevin Love, Mike Powell, Noelle Quinn, Tasha Schwikert, Russell Westbrook and Adam Wright.



Josh Bard

Bullpen Coach

54

Opening Day Age: 46 (March 30, 1978 in Ithaca, NY)

Resides: Castle Rock, CO

Appointed: Dec. 12, 2019

Coaching/Front Office Career: Bard is in his seventh season overall as Dodger bullpen coach and fifth straight in the position...served on the National League All-Star coaching staff in 2021...spent two years with the Yankees in 2018 and 2019 as bench coach...this is Bard's second stint with the Dodgers, also serving as a bullpen coach in 2016 and 2017... prior to being hired as the bullpen coach, Bard spent three years in the Dodgers' front office as a special assistant (2013) and professional scout (2014-15)...In 2023, Dodger relievers ranked second in the NL with a 3.42 ERA and led baseball with a 1.17 WHIP...the bullpen also held opponents to a .225 average, good for second in the NL...since coming back to the Dodgers in 2020, has led the bullpen to a 3.11 ERA, a 1.13 WHIP and a .212 opponents' average, which are all the best in baseball over the last four years...was the bench coach for New Zealand's World Baseball Classic qualifier team in February 2016.

Playing Career: The former backstop played in 10 Major League seasons with the Indians (2002-05), Red Sox (2006), Padres (2006-08), Nationals (2009) and Mariners (2010-11) before finishing his career with the Dodger organization in 2012 as a non-roster invitee to Spring Training and 45 games at Triple-A Albuquerque...he appeared in 586 big league games and batted .254/320/385 with 39 home runs...he was originally selected by the Rockies in the third round of the 1999 First-Year Player Draft...Bard was a member of the 1996 18U U.S. National Team, the 1997 and 1998 U.S. National Baseball Teams and the 2001 World Cup Team...Bard was the 1997 Big-12 Conference Freshman of the Year at Texas Tech and was a three time All-American (1997, 1998, 1999).

Personal: Joshua David Bard is married to Lindsey and they have three children - Luke, Hannah and Karis...his hobbies include reading, hunting and watching movies.



Aaron Bates

Hitting Coach

98

Opening Day Age: 40 (March 10, 1984 in New York, NY)

Resides: Scottsdale, AZ

Appointed: Nov. 28, 2022

Coaching/Front Office Career: Bates is in his 10th season with the Dodger organization and second as hitting coach after spending four years as the as assistant hitting coach with the Major League club (2019-22)...In 2023, the offense ranked second in the Majors with 249 homers and ranked third in the NL with a .257 average...Bates served on the National League All-Star coaching staff in 2021...in addition to his responsibilities at the Major League level, Bates also served as the director of hitting for the Dodger minor league system from 2019-22...Bates began his coaching career in 2015 as the Rookie-level AZL Dodgers hitting coach...he held the same position for Single-A Great Lakes in 2016 and with High-A Rancho Cucamonga in 2017...in 2018 he served as assistant hitting coordinator for the Dodger minor league system.

Playing Career: Bates was selected by the Boston Red Sox in the third round of the 2006 First-Year Player Draft out of North Carolina State University and spent eight seasons (2006-14) in the minor leagues as an outfielder and first baseman in the Red Sox, Twins, Cardinals and Dodger organizations...he posted a .278/.374/.427 line with 77 home runs and 358 RBI in the minors in 735 games...Bates made his Major League debut with the Red Sox on July 6, 2009, and appeared in five big league games with four hits and a walk in 12 plate appearances.

Personal: Aaron Bates is married to Lacey...they have two sons, Hudson and Beckett, and a daughter, Kinsley...Lacey was Miss Massachusetts USA in 2010...Bates' father-in-law, Doug Wilson, played for 16 seasons in the NHL and was the general manager of the San Jose Sharks for 19...was a 2021 inductee into the Hockey Hall of Fame...his brother-in-law Doug Wilson Jr. is a pro scout supervisor for the Seattle Kraken...Bates played eight years of Winter Ball in Puerto Rico (his mother is Puerto Rican).



Dino Ebel

Third Base Coach

91

Opening Day Age: 58 (March 20, 1966 in Barstow, CA)

Resides: Rancho Cucamonga, CA

Appointed: Nov. 28, 2018

Coaching/Front Office Career: Ebel is in his sixth season as Dodger third base and infield coach...served on the National League All-Star coaching staff in 2019 and 2021...prior to this time with the Dodgers, served as the Angel's third base coach from 2006-13 and 2018 and bench coach from 2014-17...spent 2005 managing Angels' Triple-A affiliate Salt Lake, leading Stingers to a 79-65 record...was Angels' outfield coach from 2011-15 and 2018 and infield coach in 2017...in 2014, served as manager for three games, going 3-0, while Mike Scioscia was away attending his daughter's college graduation and attending former teammate Bob Welch's funeral...named to coaching staff of World Team for 2005 Futures Game...coached in the Dodger organization from 1991-2004 where he managed from 1997-2004...served as manager of Double-A Jacksonville for three seasons (2002-04)...in 2001, managed Single-A Wilmington...spent 2000 season managing Single-A San Bernardino, guiding club to the California League title... managed Single-A Yakima in 1999...managed Rookie Great Falls to 1998 Pioneer League North Division first-half championship...began managerial career in 1997, taking over Single-A San Bernardino for final 39 games of season after beginning that season as a coach (club reached California League finals)... served as a coach with Double-A San Antonio in 1996 and San Bernardino in 1995...began coaching career as player/coach with Single-A Bakersfield (1991-94)...managed Estrellas Orientales in the Dominican Winter League in 2003 and 2013 and Cervesa Atlas Tiburones in the 2001 Panamanian Winter League...served as coach for Peoria in Arizona Fall League in 1995...worked as infield instructor for Chinese National Team (2000) and Osaka Buffaloes (2002) and as field coordinator for Sinon Bulls in Taiwan (2002).

Playing Career: The former infielder, primarily a shortstop, played six minor league seasons in the Dodger organization from 1988-1994...batted .255/.331/.327 in 1,146 career plate appearances...was the 1988 Gulf Coast League Player of the Year for the Gulf Coast Dodgers where he ranked second in the league with a .337 batting average and led the league in total bases, slugging percentage and on-base percentage...signed with the Dodgers in 1988 as an amateur free agent out of Florida Southern College, where he was member of 1988 NCAA Division II championship team, earning second team All-American honors.

Personal: Dino Alex Ebel...married to Shannon and has three children - Destiny, Brady, Trey... Trey won the 2021 T-Mobile Little League Home Run Derby in Williamsport, PA...Brady finished sixth in the 2019 T-Mobile Little League Home Run Derby in 2019 in Williamsport, PA...Ebel has four grandchildren, Kairi, Kalina, Rawly, Rhytis...has hosted the Dino Ebel Annual Baseball Clinic in Barstow, CA for more than 20 years...his No. 6 was retired by Barstow High School on Jan. 14, 2022...inducted into the San Bernardino Valley College Athletic Hall of Fame in 2012...is a longtime supporter of the Boys & Girls Club of Barstow...Ebel has a passion for running and has been doing it daily for 27 years...served as the third base coach for Team USA in the 2023 World Baseball Classic.



Bob Geren

Major League Field Coordinator

88

Opening Day Age: 62 (Sept. 22, 1961 in San Diego, CA)


Resides: Scottsdale, AZ

Appointed: Dec. 17, 2015

Coaching/Front Office Career: Geren is in his ninth season as a Dodger coach and second as Major League Field Coordinator...was the Dodger bench coach from 2016-22...served as bench coach for the New York Mets from 2012-15...Geren has been the bench coach of four National League championship teams (2017, 2018, 2020 with Dodgers and 2015 Mets) and was a part of his first World Championship team in 2020...served with the Dodgers on the National League All-Star coaching staff in 2018, 2019 and 2021...managed the Oakland A's from 2007 until June 9, 2011 and had a 334-376 record...Geren spent 13 seasons in the Oakland organization as a coach, including three seasons as bullpen coach (2003-05) and one season (2006) as bench coach...he joined the Oakland organization in 1999 as a manager of the A's High-A affiliate Modesto and spent the next three years (2000-2002) as the manager of Triple-A Sacramento...he was California League Manager of the Year in 1999...Geren managed for three seasons in the Boston Red Sox farm system at Single-A Utica (1995), Rookie Gulf Coast Red Sox (1996) and Single-A Sarasota (1998).

Playing Career: The former catcher played five Major League seasons with the New York Yankees (1988-91) and San Diego Padres (1993) and batted .233/.283/.349 in 307 games...Geren was selected by the Padres in the first round (24th overall) of the 1979 First-Year Player Draft and played 15 professional seasons.

Personal: Robert Peter Geren...married to Pamela and has two sons, Robert and Brett...both played baseball and graduated from Princeton University...Geren races cars competitively in the offseason and has two competition licenses with National Automotive Sport Association (NASA) and Sports Car Club of America (SCCA).



Danny Lehmann

Bench Coach

0

Opening Day Age: 38 (Sept. 5, 1985 in Denver, CO)

Resides: Woodlands, TX

Appointed: Dec. 12, 2019

Coaching/Front Office Career: Lehmann is in his sixth season as a Dodger coach and second as the club's bench coach...was the game planning & communications coach from 2018-22...served on the National League All-Star coaching staff in 2019 and 2021...he was a Dodgers advance video scout for three seasons from 2015-2017.

Playing Career: Lehmann was selected by the Minnesota Twins in the eighth round of the 2007 MLB Draft out of Rice University and was a catcher in their organization until 2013. He was awarded Minnesota Twins Best Defensive Catcher by Baseball America in 2012, and Organizational Defensive Catcher of the Year in 2010 and 2011.

Personal: Daniel Joseph Lehmann is married to Whitney and they have four children, Elle, Dash, Lake and Isla...after retiring as a player, Lehmann worked on a double major at Rice University in sports management and managerial studies until joining the Dodgers prior to the 2015 campaign.



Clayton McCullough

First Base Coach

86

Opening Day Age: 44 (Dec. 27, 1979)

Resides: Jupiter, FL

Appointed: Dec. 12, 2020

Coaching/Front Office Career: McCullough is in his fourth season as Dodger first base coach and 10th in the organization... served on the National League All-Star coaching staff in 2021...he served as a minor league field coordinator and helped oversee the Dodgers' operation at the alternative site on the USC campus in 2020 during the pandemic-shortened season...prior to joining the Dodgers organization in 2015, McCullough worked for the Toronto Blue Jays organization from 2006-2014, serving as the manager of the GCL Blue Jays (2007), Class-A Lansing Lugnuts (2008-2009), Advanced-A Dunedin Blue Jays (2010-2011) and Class-A Vancouver Canadians (2012-2013). He posted a combined record of 402-367 during his managerial career in the Blue Jays organization.

Playing Career: The former East Carolina Pirate standout was originally drafted by the Cleveland Indians in the 22nd round of the 2002 First-Year Player Draft, playing four seasons in the Indians system before beginning his coaching career...he played four minor league seasons, batting .197 with one homer and 25 RBI in the Indians system.

Personal: Clayton Anthony McCullough and his wife Jill have three children, Carson (10), Kyle (7), and daughter Quinn (5)...his father, Howard McCullough, has been in scouting for 38 years (Red Sox, Diamondbacks, Mariners, and currently Royals)...his mom, Eva McCullough, was an elementary physical education teacher for 30 years.



Connor McGuiness

Assistant Pitching Coach

87

Opening Day Age: 34 (Oct. 22, 1989 in Washington, DC.)

Resides: Lewes, DE

Appointed: Dec. 12, 2019

Coaching/Front Office Career: McGuiness is in his fifth season as Dodger assistant pitching coach... served on the National League All-Star coaching staff in 2021...was the pitching coach for the Dodgers' High-A partner the Rancho Cucamonga Quakes from 2018-2019...under his direction, the Quakes led the California League in strikeouts in 2018 and 2019 and the 2019 Quakes broke the 1970 Bakersfield Dodgers' California League strikeout record with 1,479...was the pitching coach for the Low-A Great Lakes Loons in 2017 and pitching coach for the Arizona Fall League's Glendale Desert Dogs...was a graduate assistant pitching coach for NCAA Division III Catholic University in 2016...was pitching coach for NCAA Division III Emory University from Aug. 2013-2015 and was part of two teams that reached the DIII College World Series, including the national runner-up team in 2014.

Playing Career: Played four seasons (2009-2012) at Emory University...appeared in 41 games as a pitcher...made nine appearances in his senior season, including eight as a reliever and posted a 0.87 ERA out of the bullpen.

Personal: Connor Zuke McGuiness...earned a bachelor's degree in economics with a concentration in finance from Emory and a master's degree in management with a concentration in leadership from Catholic...he is the co-founder of baseball-training tool CleanFuego...enjoys golf and Premier League soccer.



Mark Prior

Pitching Coach

92

Opening Day Age: 43 (Sept. 7, 1980 In San Diego, CA)

Resides: San Diego, CA

Appointed: Jan. 4, 2018

Coaching/Front Office Career: Prior is in his fifth season as Dodger pitching coach after serving as the team's bullpen coach in 2018 and 2019... served on the National League All-Star coaching staff in 2018, 2019 and 2021...from 2020-24, Dodger pitchers combined to have a 3.26 ERA, well ahead of the second place Astros (3.62)...helped the Dodgers' pitching staff lead the Majors in team ERA, opponents' batting average and WHIP for three consecutive seasons from 2020-22...In 2021, the Dodger staff led the Majors in fielding independent pitching (FIP, 3.54) and struck out 1,599 batters, a franchise record and second all-time in NL history behind the 2021 Brewers (1,618)...spent four years in the San Diego Padres organization, first as a baseball operations assistant in 2014 and then as minor league pitching coordinator from 2015-17.

Playing Career: Prior pitched five big league seasons, all with the Chicago Cubs (2002-06)...in 2003, he was 18-6 with a 2.43 ERA, 245 strikeouts and a National League-leading 2.47 FIP, finishing third in the NL Cy Young Award balloting...was a 2003 NL All-Star...was 42-29 with a 3.51 ERA and 1.23 WHIP in 106 career starts...was the second overall pick in the 2001 First-Year Player Draft by the Cubs...Prior won the 2001 Golden Spikes Award pitching for the University of Southern California.

Personal: Mark William Prior is married to Heather...they have three children - Amanda, Caitlin and Matthew...Prior graduated from USC with a degree in business...his off-field interests include movies, standup paddleboarding and coffee.



Robert Van Scoyoc

Hitting Coach

72

Opening Day Age: 37 (Nov. 16, 1986 In Valencia, CA)

Resides: Santa Clarita, CA

Appointed: Nov. 28, 2018

Coaching/Front Office Career: Van Scoyoc is in his sixth year as Dodger hitting coach...served on the National League All-Star coaching staff in 2019 and 2021...with Van Scoyoc as hitting coach, the Dodgers have ranked in the NL top three in runs and OPS all five seasons (2019-2023)...in 2022, the Dodgers led the Major Leagues in runs (827), extra-base hits (568), on-base percentage (.333) and OPS (.775)...in 2021, Dodger hitters led the NL in runs (830) and walk percentage (9.8%) and tied for second in OPS (.759)...in 2020, the Dodgers led the Majors with 118 homers, averaging 1.97 homers per game... the 1.97 homers per game represent the top mark in MLB history, topping the 2019 Minnesota Twins (1.90)...the Dodger offense also led the Majors in runs (349) and slugging percentage (.483), while ranking second in the Majors in OPS (.821) and total bases (986) in 2020...spent 2018 as hitting strategist in the Arizona Diamondbacks' organization... Served as a hitting consultant for the Dodgers 2016-17...began working as a private hitting instructor with professional baseball players in 2011...in 2010 worked at San Diego Christian College as a hitting coach.

Playing Career: Van Scoyoc was an outfielder at Cuesta College (San Luis Obispo, CA) in 2006 and 2007.

Personal: Robert Van Scoyoc is married to Jessica and they have twin girls named Harper and Hallie...he enjoys golf and traveling.



Brandon McDaniel

Vice President, Player Performance

Brandon McDaniel is in his 12th year at the Major League level with the Dodgers. In 2021, he was promoted to Vice President, Player Performance. He previously held the titles of Dodgers' Strength and Conditioning Coach in 2013, Head Strength and Conditioning Coach from 2014-2018 and Director of Player Performance from 2019-2021.

McDaniel joined the Dodger organization in 2012 as the Strength Coach of the Triple-A Albuquerque Isotopes following a two-year stint with the Department of Defense as a contractor with Athletes' Performance. Prior to his time working with the DOD, McDaniel spent three years with the Pirates organization (2007 Gulf Coast Pirates, '08-09 Altoona Curve).

McDaniel earned his bachelor's degree in exercise science from Wayne State College (Wayne, NE) and his master's degree in human movement from A.T. Still University (Mesa, AZ). He is a certified strength and conditioning specialist and a registered strength and conditioning coach (National Strength and Conditioning Association) and performance enhancement and corrective exercise specialist (National Academy of Sports Medicine). McDaniel resides in Burbank with his wife Andrea and three children, Caleb, Turner and Asher.



Ron Porterfield

Director, Player Health

Ron Porterfield is in his seventh season with the Dodgers as the Director of Player Health and is based out of Glendale, AZ, providing the medical department with assistance and oversight at both the Major and minor league levels. Porterfield, 59, spent 21 seasons with the Tampa Bay Rays, his last 12 as the Head Major League Athletic Trainer.

Prior to his promotion to Head Athletic Trainer in 2006, he served as the Rays' Major League Assistant Athletic Trainer for three years after six seasons as a Minor League Medical and Rehabilitation Coordinator. Porterfield began his professional baseball career in 1988 as an Athletic Trainer in the Houston Astros organization, where he served for nine years. In 2013, he worked on the training staff for the American League in the Major League All-Star Game in New York.

In 2005 and 2009, Porterfield shared honors with his colleagues as Major League Athletic Training Staff of the Year from the Professional Baseball Athletic Trainers Society (PBATS). Porterfield is currently the president of The Professional Baseball Athletic Trainers Society. Porterfield and his wife Barbara live in Peoria, AZ.



Thomas Albert

Head Athletic Trainer

Thomas Albert is in his third season as Head Athletic Trainer and ninth season overall with the Dodgers. He was previously Assistant Athletic Trainer with the club. Albert was the Medical/Rehabilitation Coordinator for the Cleveland Indians for four years (2012-2015).

A native of Burlington, IA, Albert earned his doctorate degree in physical therapy from A.T. Still University. He earned a bachelor's degree in athletic training, sports science, and fitness from Upper Iowa University. He is certified in spinal manipulation and dry needling through the American Academy of Manipulative Therapy. He is a certified corrective exercise specialist and performance enhancement specialist through the National Academy of Sports Medicine.

He is also a certified strength and conditioning specialist through the National Strength and Conditioning Association.

Albert resides in Chino with his wife, Mandi, and three daughters Chloe, Adelyn and Juliet.



Greg Barajas

Assistant Athletic Trainer

1st season



Yosuke Nakajima

Assistant Athletic Director

22nd season



Johnathan Erb

Physical Therapist

9th season



Andrew Otovic

Medical Administrator

12th season



Bernard Li

Major League Physical Therapist

3rd season



Travis Smith

Major League Strength Coach

12th season

Dodger Pitching and Hitting Coaches

Pitching Coach	Years	Hitting Coach	Years
Mark Prior	2020-current	Robert Van Scoyoc	2019-current
Rick Honeycutt	2006-2019	Aaron Bates	2023-current
Jim Colborn	2001-2005	Brant Brown	2020-2022
Claude Osteen	1999-2000	Turner Ward	2016-2018
Charlie Hough	1998-1999	Mark McGwire	2013-2015
Goose Gregson	1998	Dave Hansen	2011-2012
Dave Wallace	1995-1997	Jeff Pentland	2011
Ron Perranoski	1981-1994	Don Mattingly	2008-2010
Red Adams	1969-1980	Mike Easler	2008
Harold (Lefty) Phillips	1965-1968	Bill Mueller	2007
Joe Becker	1955-1965	Eddie Murray	2006-2007
		Tim Wallach	2004-2005
		George Hendrick	2003
		Jack Clark	2001-2003
		Rick Down	1999-2000
		Reggie Smith	1994-98
		Ben Hines	1985, 1990-93
		Manny Mota/Ben Hines	1989
		Manny Mota	1980-88
		Jim Lefebvre	1979
		Jim Gilliam	1977-78

Note: Other coaches have filled these roles without the official titles.



Scott Akasaki

Sr. Director Team
Travel
21st season in role;
25th overall season
with Dodgers



Alex Torres

Sr. Director of Clubhouse
Operations
8th season in role;
27th overall season with
Dodgers



Jose Castillo

Dodger Assistant
Clubhouse Manager
8th season in role;
32nd with the Dodgers



Troy Timney

Visiting Clubhouse
Manager
1st season in role;
16th overall season with
Dodgers



Adam Morrone

Umpires' Room
Manager
1st season in role;
31st overall season with
Dodgers



Hamlet Marte

Bullpen Catcher
97
1st season



J.T. Watkins

Game Planning &
Communication Coach
2nd season



Jonathan Rhymes

MLB Video Coordinator
6th season



Pedro Montero

MLB Video Coordinator
2nd season

MLB™



Official App of the LOS ANGELES DODGERS

Get access to everything Dodgers everywhere you go. MLB is the #1 app for live Dodgers baseball. Delivering live audio broadcasts with your favorite announcers, updates on all of your followed Dodger players, customizable favorite team features, breaking news, video highlights and much more.





2024 DODGERS





Austin
BARNES

C | 15

@austin.barnes5

Bats: Right **Throws:** Right

Height: 5-10 **Weight:** 187

Opening Day Age: 34

Born: December 28, 1989 in Fullerton, CA

Resides: Phoenix, AZ

Acquired: Trade with Miami Marlins on November 11, 2014

ML Service: 7.098

MLB Debut: May 24, 2015

Career Highlights

- * Versatile catcher/infielder and Riverside native enters his 13th professional season and his 10th with the Dodgers
- * Has appeared in 545 Major League games, posting a .219/.323/.343 slashline with 190 runs, 57 doubles, three triples, 34 home runs and 149 RBI
- * Has spent the majority of his big league career at catcher (388 games), but has also appeared at second base (58 games) and third base (three games)...among active NL catchers (min. 2600 INN), his .993 career fielding percentage (22 E/2691.1 innings) ranks 14th
- * Hit a home run in the Dodgers' 6-2 Game 3 win over the Rays in the 2020 World Series...it was just his second career postseason home run and his ninth and tenth career postseason RBI
- * Belted his first Major League home run on April 15, 2017 against Arizona with a solo shot off Patrick Corbin that hit the left field foul pole in the second inning
- * Made his MLB debut on May 24, 2015 vs. San Diego and collected his first big league hit that day with a single in the eighth inning off Dale Thayer
- * Over seven minor league seasons with the Marlins (2011-14) and Dodgers (2015-16, 19) organizations, he has hit .298 with 52 homers and 285 RBI in 610 minor league games...in 2015, was selected to the All-Pacific Coast League team and as a midseason PCL All-Star, while also earning Baseball America Triple-A All-Star honors...from 2012-2014, he was selected as an MiLB.com Marlins Organization All-Star...was a Single-A Florida State League All-Star in 2013 and 2014...in 2012, earned South Atlantic League mid-season and post-season All-Star honors
- * Selected by the Marlins in the ninth round of the 2011 First-Year Player Draft out of Arizona State University

Year-By-Year

2023

- Slashed .180/.256/.242/.498 with five doubles, two home runs and 11 RBI in 59 games
- The backstop posted a .994 fielding percentage in 53 games behind the plate, making three errors in 470 total chances over 452.1 innings...threw out eight of 71 base runners (11.2 %)
- Hit his first home run of the season, a go-ahead solo shot off Joel Payamps in the bottom of the eighth inning on Aug. 17 against the Brewers in a 1-0 win...120 days between home runs (Sept. 20, 2022 vs. ARI)
- Had a breakout month in August, slashing .355/.375/.484/.859 in 10 games
- Suited up for Team Mexico in the World Baseball Classic, producing a .278/.409/.389/.798 slashline in five games
- Grounded out in his only at-bat in Game 3 of the NLDS

2022

- Registered a .212/.324/.380 slashline with six doubles, eight home runs (ties career-high), 26 RBI, and 14 extra base hits in 62 games
- Tabbed a .230/.323/.389 slashline versus righties and .182/.325/.364 versus lefties on the season
- Started 55 games at catcher, committing only four errors in 537 chances over 487.0 innings for a fielding percentage of .993...threw out nine base runners over 30 chances and aided in three double plays

- From August 2 - September 20th, the righty smashed a .365/.427/.654 slashline including three doubles, four homers, 11 RBI, and 12 runs in 15 starts and 59 plate appearances

Went 3-for-4 on Sept. 20 vs. Arizona, clubbing a two-run home run and boasting six total bases... recorded his best month in September, hitting 12-for-38 in 12 games and slashing .316/.395/.526, including two doubles and two home runs...racked up a season-high four RBI Aug 24 vs. MIL...appeared in two postseason games, going 2-for-2 in Game 3 of the NLDS, including one double

2021

- Posted a .215/.299/.345 slashline, recording 43 hits during the year, including eight doubles, six home runs, and 23 RBI...matched his 2019 totals in both runs and hits
- Appeared in 77 games this season...starting 52 games at catcher, seven games at second base, and one at designated hitter...committed just seven errors all season for a .911 fielding percentage
- Slugged two pinch-hit home runs, a three run bomb on May 28 against the Giants to tie up the game and a solo home run versus the Padres on June 22
- Threw out a career-high 10 base runners over 46 chances
- Was even keeled at both home and away games, compiling a .221/.295/.268 and .210/.303/.324 slashline respectively

Produced high numbers in bases loaded scenarios, notching three hits for five RBI leading to a .300 average...the righty earned a .268 batting average in May, lacing 11 hits over 41 at-bats for nine RBI...was his highest average of the season over the course of one month...garnered his best numbers when batting 5th through 7th in the lineup, collecting 11 hits across 28 at-bats for a .475 average...failed to record a hit in his three postseason at-bats

2020

- Played in 29 games, starting in 27 all at catcher...appeared in 10 postseason games, including five of six World Series games
- Recorded at least two hits in each playoff series, batting a combined .320 (8-for-25) with one homer and three RBI...hit his second postseason homer and first World Series homer in Game 3 against right-hander John Curtiss
- Hit .244/.353/.314 in 104 plate appearances, collecting three doubles and one home run...batted .370 (10-for-27) in seventh inning or later compared to .200 (11-for-55) in innings 1 through 6...finished third among Major League catchers and second in the NL with a trio of stolen bases

2019

- Appeared in 75 Major League games, posting a .203/.293/.340 slashline with 12 doubles, a triple, five homers and 25 RBI
- Logged 524.2 innings behind the dish with a .990 fielding percentage (6 E/524.2 INN) across 64 games (61 GS)...made one start at second

Matched a single-game career high after collecting three hits on Opening Day...later repeated the effort on June 20 vs. San Francisco...collected a season-high three RBI on April 26 against Pittsburgh, went 2-for-4 with a double and home run...finished April with seven RBI to mark his highest RBI total for a calendar month...ranked 11th among NL catchers in the category...collected a hit in four consecutive games from May 17-24, went 7-for-15 (.467) with a pair of doubles, three RBI and three multi-hit efforts during the span...reached base in 11 of 15 games during May and slashed .273/.385/.432 with four doubles, a homer, five RBI and a stolen base...played 25 games between Triple-A Oklahoma City (23 games) and Advanced-A Rancho Cucamonga (two games)...slashed a combined .272/.382/.533 with six doubles, six homers and 18 RBI...collected all 12 extra-base hits with Oklahoma City...placed on the 10-day injured list on May 27 with a left groin strain...made a rehab appearance with the Rancho Cucamonga Quakes on June 4 before being reinstated on June 6...optioned to Oklahoma City on July 25 and recalled on Aug. 24 for a three-day stint...sent back to Triple-A on Aug. 27 before spending the balance of September on the expanded roster

2018

- Completed his second full Major League season where he hit .205 with five doubles, four home runs and 14 RBI in 100 games
- Appeared in 61 games at catcher along with 19 at second base and one at third...recorded a .998 fielding percentage (1 E/434.2 INN) in 61 games at catcher...among catchers (min. 60 games), his .998 fielding percentage ranked seventh in the NL
- Appeared in 10 postseason games, including all five World Series contests

Finished the month of September with a .240 batting average, three homers and six RBI...his three homers in the month was a career-high for long balls in any given month...hit .246 (28-for-114) with all four of his homers and 11 of his 14 RBI against left-handers

2017

- In his first full Major League season, he hit .289 with 15 doubles, two triples, eight home runs, 38 RBI and four stolen bases in 102 games...posted a .408 on-base percentage, as he drew 39 walks against striking out just 43 times
- Finished 10th in the Majors (min. 100 AB) with a .321 (35-for-109) average against right-handed pitchers...

his .290 average (9-for-31) as a pinch-hitter, was tied for 10th best in the big leagues

- Appeared in 55 games (49 starts) at catcher, while also playing 21 games (four starts) at second base and one game at third base...posted a .994 fielding percentage at catcher, recording just three errors in 438.1 innings...his 3.74 catcher ERA ranked eighth best in the Majors (min. 400 INN)

Belted his first big league home run on April 15, a solo shot off Patrick Corbin that hit the left field foul pole in the second inning...hit .320 with runners on-base, while batting .328 with runners in scoring position...recorded his first career multi-homer game on June 30 at SD with his first career grand slam in the first inning and a three-run shot in the sixth...collected a career-high seven RBI and according to Elias Sports Bureau, he became the first Dodger catcher to hit a grand slam and a three-run homer in the same game...appeared in all 15 postseason games (13 starts), hitting .217 with two doubles, one home run and five RBI...had reached base safely in his first four plate appearances to begin the postseason and according to Stats LLC., he became the first Dodger to reach in four straight plate appearances to begin a postseason since Sandy Amoros in the 1955 World Series (five straight)

2016

- Spent the majority of the season with Triple-A Oklahoma City, but went 5-for-32 with a double and two RBI in 21 games in four stints with the Dodgers...made his first-career Opening Day roster

Made seven starts, five at catcher and two at second base...overall, appeared in nine games at catcher, seven at second base and one at third base...selected to the Dodgers' NLDS roster vs. Washington and appeared in two games off the bench in the series...at Triple-A, hit .295 with 22 doubles, five triples, six homers and 39 RBI in 85 games...posted a .380 on-base percentage, which would have ranked eighth in the Pacific Coast League if he had at-bats to qualify...batted .385 (30-for-78) with runners in scoring position...stole 18 bases, while only being caught three times...with OKC, appeared in 63 games (62 starts) at catcher and 15 games (13 starts) at second base

2015

- Saw his first big league action, going 6-for-29 (.207) with two doubles and an RBI along with a .361 on-base percentage in 20 games with Los Angeles

In the Majors, saw action at catcher (11 games, seven starts), third base (one game) and second base (one start) for Los Angeles...became the first Dodger to play catcher, third base and second base in the same season since Trent Hubbard in 1998-99, and the first to play catcher and second base in the same season since Derrel Thomas in 1980...made his MLB debut on May 24 vs. the Padres, collecting his first big league hit on that day with a single in the bottom of the eighth inning off of Dale Thayer...appeared in 81 games for Triple-A Oklahoma City and batted a team-best .315 with nine home runs and 42 RBI...posted a .389 on-base percentage...honored as a post-season All-Pacific Coast League team and a midseason Pacific Coast League All-Star...also selected by Baseball America as a Triple-A All-Star

2014

- Posted career-highs in runs (80), home runs (13), walks (69) and stolen bases (11) while splitting time between Single-A Jupiter and Double-A Jacksonville

Was named a Florida State League mid-season All-Star, hitting .317 (57-for-180) with 11 doubles, one home run, and 14 RBI with Jupiter before being promoted to Jacksonville on June 1...acquired by the Dodgers on Dec. 10 along with Kike Hernandez, Chris Hatcher and Andrew Heaney in exchange for infielder Dee Gordon, right-handed pitcher Dan Haren, infielder Miguel Rojas and cash considerations

2013

- Earned Florida State League mid-season All-Star honors and spent majority of campaign with Single-A Jupiter, batting .260 (91-for-350) with 15 doubles, one triple, four home runs and 38 RBI in 98 games

Promoted to Jacksonville on August 6 and in 19 games with Suns, posting .339 average (21-for-62) with two doubles, two triples, one home run and seven RBI...made 11 appearances as catcher, four at second base and four as designated hitter

2012

- Led the Single-A South Atlantic League in hits (152) and Greensboro in total bases (230), earning league mid-season and post-season All-Star honors

2011

- Started his professional career with short-season Jamestown, appearing in 31 games as catcher, 15 games as the designated hitter and 12 games at second base

PERSONAL

Austin Scott Barnes...resides in Phoenix, AZ with his wife Nicole and son Royce...2008 graduate of Riverside Poly High School (CA), where he earned four varsity letters in baseball and was a team captain in his senior season...was a three-time All-County and two-time All-League honoree and named first-team All-CIF (California Interscholastic Federation) and All-State in 2007 as a junior...also named team and league MVP as a junior...attended Arizona State University, where he earned First-Team All-Pac-10 honors following his junior season (2011), as well as garnering Honorable Mention All-Pac-10 honors after sophomore campaign (2010)...uncle is former Major Leaguer, Mike Gallego...selected by the Marlins in the ninth round of the 2011 First-Year Player Draft.

Career Batting Record

Year	Team	AVG	G	AB	R	H	2B	3B	HR	RBI	SH	SF	HP	BB	SO	SB	CS	OBP	SLG	E
2011	Jamestown	.288	57	219	33	63	13	0	1	19	1	1	4	25	22	6	1	.369	.361	5
2012	Greensboro	.318	123	478	76	152	36	3	12	65	17	3	9	59	61	9	2	.401	.481	14
2013	Jupiter	.260	98	350	42	91	15	1	4	38	0	5	10	52	59	5	2	.367	.343	6
	Jacksonville	.339	19	62	10	21	2	2	1	7	0	0	0	12	10	0	0	.446	.484	0
2014	Jupiter	.317	44	180	24	57	11	2	1	14	0	0	1	19	25	3	3	.385	.417	4
	Jacksonville	.296	78	284	56	84	20	2	12	43	3	5	6	50	36	8	0	.406	.507	13
2015	LOS ANGELES	.207	20	29	4	6	2	0	0	1	1	0	1	6	6	1	0	.361	.276	0
	Oklahoma City	.315	81	292	40	92	17	2	9	42	1	4	3	35	36	12	2	.389	.479	7
2016	LOS ANGELES	.156	21	32	3	5	1	0	0	2	0	0	0	5	9	0	0	.270	.188	0
	Oklahoma City	.295	85	336	59	99	22	5	6	39	1	1	4	43	53	18	3	.380	.443	10
2017	LOS ANGELES	.289	102	218	35	63	15	2	8	38	0	0	5	39	43	4	1	.408	.486	4
2018	LOS ANGELES	.205	100	200	32	41	5	0	4	14	1	0	6	31	67	4	3	.329	.290	2
2019	LOS ANGELES	.203	75	212	28	43	12	1	5	25	0	2	5	23	56	3	0	.293	.340	6
	Oklahoma City	.264	23	87	19	23	6	0	6	17	0	1	2	14	20	1	1	.375	.540	5
	Rancho Cucamonga	.400	12	5	1	2	0	0	0	1	0	0	0	1	1	0	0	.500	.500	0
2020	LOS ANGELES	.244	29	86	14	21	3	0	1	9	2	1	2	13	24	3	0	.353	.314	2
2021	LOS ANGELES	.215	77	200	28	43	8	0	6	23	1	0	4	20	56	1	0	.299	.345	7
2022	LOS ANGELES	.212	62	179	31	38	6	0	8	26	2	1	3	27	37	2	1	.324	.380	4
2023	LOS ANGELES	.180	59	178	15	32	5	0	2	11	1	2	2	17	43	2	1	.256	.242	3
Major League- 9 years		.219	545	1334	190	292	57	3	34	149	8	6	28	181	341	20	6	.323	.343	28
Dodger Totals- 9 years		.219	545	1334	190	292	57	3	34	149	8	6	28	181	341	20	6	.323	.343	28
Minor League- 7 years		.298	610	2293	360	684	142	17	52	285	23	20	39	310	323	62	14	.388	.443	64

Career Postseason Batting Record

Year	Team	AVG	G	AB	R	H	2B	3B	HR	RBI	SH	SF	HP	BB	SO	SB	CS	OBP	SLG
2016	NLDS: LAD vs. WSH	.000	2	1	1	0	0	0	0	0	0	0	0	1	0	0	0	.000	.000
2017	NLDS: LAD vs. ARI	.500	3	8	4	4	1	0	1	3	0	0	0	1	2	1	0	.556	1.000
	NLCS: LAD vs. CHC	.133	5	15	2	2	0	0	0	0	0	0	0	3	3	0	0	.278	.133
	WS: LAD vs. HOU	.174	7	23	2	4	1	0	0	2	0	1	1	0	5	0	0	.200	.217
2018	NLCS: LAD vs. MIL	.111	5	18	0	2	0	0	0	2	0	0	0	2	9	0	0	.200	.111
	WS: LAD vs. BOS	.000	5	11	0	0	0	0	0	0	0	0	0	0	5	0	0	.083	.000
2020	NLWC: LAD vs. MIL	.667	1	3	1	2	0	0	0	1	0	0	0	0	0	0	0	.667	.667
	NLDS: LAD vs. SD	1.000	1	2	1	2	0	0	0	0	0	0	0	1	0	0	0	1.000	1.000
	NLCS: LAD vs. ATL	.286	3	7	0	2	0	0	0	0	0	0	0	0	2	0	0	.286	.286
	WS: LAD vs. TB	.154	5	13	2	2	0	0	1	2	1	0	0	2	3	0	1	.267	.385
2021	NLDS: LAD vs. SF	.000	1	1	0	0	0	0	0	0	0	0	0	0	1	0	0	.000	.000
	NLCS: LAD vs. ATL	.000	2	1	0	0	0	0	0	0	0	0	0	0	1	0	0	.000	.000
2022	NLDS: LAD vs. SD	.667	2	3	0	2	1	0	0	0	0	0	0	0	0	0	0	.667	1.000
2023	NLDS: LAD vs. ARI	.000	1	1	0	0	0	0	0	0	0	0	0	0	0	0	0	.000	.000
Postseason Totals		.206	43	107	13	22	3	0	2	10	2	1	1	10	32	1	1	.277	.290
LWC Totals		.667	1	3	1	2	0	0	0	1	0	0	0	0	0	0	0	.667	.667
LDS Totals		.500	10	16	6	8	2	0	1	3	0	0	0	2	4	1	0	.556	.813
LCS Totals		.146	15	41	2	6	0	0	0	0	1	0	0	5	15	0	0	.239	.146
WS Totals		.128	17	47	4	6	1	0	1	4	1	1	1	3	13	0	1	.192	.213

Career Single-Game Bests

Most Hits:	3, 3x, last, Sept. 20, 2022 vs. ARI	Most Stolen Bases:	2, June 22, 2017 vs. NYM
Most RBI:	7, June 30, 2017 at SD	Most Walks:	3 (5x), June 23, 2022 at CIN
Most Home Runs:	2, June 30 2017 at SD	Longest Hitting Streak:	7 games, (3x), last, August 17-Sept. 2, 2023
Most Runs Scored:	2 (28x), last: Sept. 23, 2023 vs. SF	Grand Slams:	1, June 30, 2017 at SD (Richard)

Career Fielding Record

Position	PCT	G	PO	A	E	TC	DP
Catcher	.993	388	3375	88	25	3488	15
Second Base	.964	58	29	51	3	83	12
Third Base	---	3	0	0	0	0	0

Career Catching Record

G	INN	CCS	SB	CS%	PB	CPKO	CERA
335	3143.2	50	203	20.0%	15	1	3.46

Career Transactions

- June 7, 2011: Drafted by the Florida Marlins in the 9th round of the 2011 amateur draft. Player signed June 22, 2011.
- December 11, 2014: Traded by the Miami Marlins with Chris Hatcher, Andrew Heaney and Enrique Hernandez to the Los Angeles Dodgers for Dee Gordon, Dan Haren, Miguel Rojas and cash.

Injured List

- May 27 - June 6, 2019 (left groin strain)



Mookie BETTS

IF/OF | 50

@mookiebetts

Bats: Right **Throws:** Right

Height: 5-9 **Weight:** 180

Opening Day Age: 31

Born: October 7, 1992 in Nashville, TN

Resides: Nashville, TN

Acquired: Trade along with David Price for Alex Verdugo, Jeter Downs and Connor Wong on February 10, 2020

ML Service: 9.070

MLB Debut: June 29, 2014



All-Star
(7, 2016-19, 2021-23)



Silver Slugger
(6, 2016, 2018-20, 2022-23)



Gold Glove
(6, 2016-20, 22)

Career Summary

* Power-hitting outfielder enters his tenth Major League season with a .294/.373/.527 career slash line with 347 doubles, 34 triples, 252 home runs, 756 RBI and 172 stolen bases

* Since his MLB debut, he ranks among the best in the MLB in runs (962, 1st), doubles (335, 1st), and hits (1,430, 4th)

* Has earned several accolades throughout his big league time - All-Star (2016-19, 2021-22), Silver Slugger (2016, 2018-23), Gold Glove (2016-20, 2022), All-MLB First Team (2020, 2022), American League MVP (2018), and Wilson Defensive Player of the Year (2016, 2018)...is the only AL player to ever win the World Series and earn MVP, Gold Glove and Silver Slugger awards in a single season

* Became the first Dodger with at least 35 home runs and 40 doubles in a season in 2022 since Babe Herman accomplished the feat in 1930... became the first Dodger in franchise history to record 40+ doubles and 35+ homers in back-to-back seasons (2022-2023)

* His 12 home runs in May 2022 tied the Dodger record for most in May with Roy Campanella...his 22 extra-base hits were the most in franchise history during the month of May

* Hit for the cycle on August 9 at Toronto, the only MLB player to do so in 2018...singled in the 1st inning, tripled in the 2nd, doubled in the 4th and homered in the 9th to become the 21st player in Red Sox history to accomplish the feat

* Slugged his first big league home run on July 2, 2014 against Chicago (NL) off RHP Carlos Villanueva...later belted his first career grand slam on August 29, 2014 at Tampa Bay against RHP Chris Archer

* Only player in MLB history to steal 20+ bases and hit 40+ doubles in four consecutive seasons (2015-2018)

* Made his Major League debut on June 29, 2014 at New York (AL) and recorded his first major league hit that same night with a single off Chase Whitley in the fourth inning

* Drafted by the Boston Red Sox in the fifth round of the 2011 MLB June Amateur Draft...signed by Danny Watkins

Year-By-Year

2023

- Played in 152 games, hitting .307 (179-for-584) and finishing with a career-high 39 homers and 107 RBI
- Set a franchise record with his 12 round-trippers leading off a game...ten of his 12 leadoff homers were prior to the All-Star break, which set a new Major League record prior to the break
- Finished among the National League leaders in hits (4th, 179), runs (4th, 126), homers (6th, 39), RBI (5th, 107), extra-base hits (3rd, 80), OBP (4th, .408), SLG (3rd, .579) and OPS (3rd, .987)
- Appeared in 70 games (62 starts) at second base, his most games at the position while with the Dodgers...racked up a .991 fielding percentage, only committing two errors in 225 total chances over 485.0 innings... appeared in right field for a majority of the season (107 G, 77 GS) and also at shortstop (16 G, 12 GS)
- Recorded 40+ doubles and 35+ homers for the second straight season
- Named the NL Player of the Month in August after hitting .455 (51-for-112) while setting the Dodgers record for hits and runs (35) in a calendar month. He became one of four Dodgers in franchise history

to hit over .450 in a calendar month with a minimum of 75 at-bats and was just the third player in MLB history with a .450 average, 50+ hits and 10+ HR in a calendar month, joining Lou Gehrig (June 1930) and Babe Ruth (July 1923 and 1924)

- Won his sixth Silver Slugger and third as a Dodger...he joins Mike Piazza (1993-97) as the only two players in franchise history with three or more Silver Slugger awards and he also joins Barry Bonds (12), Mike Trout (9), Manny Ramirez (8), Ken Griffey Jr. (7), Guerrero Sr. (7), Tony Gwynn (7), Juan Gonzalez (6) Kirby Puckett (6) and Sammy Sosa (6) as outfielders that have won the award six or more times

Finished second in voting for the National League Most Valuable Player, receiving all of the second place votes...after driving in two runs on Sept. 23, he has most RBI out of the leadoff spot in MLB single season history (105)...hit 4-for-4 with two runs, two home runs, three RBI, one walk and one stolen base on June 2 against the Yankees, as well as other two other 4-for-4 performances as well as a 5-for-5 game on Aug. 23 at Cleveland...amassed two separate 15-game hitting streaks from July 21-Aug. 8 and Aug. 10-27, hitting .328 and .542 respectively

2022

- Everyday right fielder played in 142 games, producing a .269/.340/.533 slashline and was named to his sixth All-Star team

- Tallied 117 runs, 40 doubles, three triples, 35 home runs, and 82 RBI...set a new career-high in home runs and had four multi-homer games...roped his 200th career blast on July 23rd vs. SF

- Ranked among the National League best in multiple offensive categories: runs (1st, 117), doubles (7th, 40), slugging percentage (2nd, .533), on-base plus slugging percentage (6th, .873), total bases (6th, 305), and home runs (5th, 35)

- Earned several awards during and after the season, including NL All-Star, NL Silver Slugger, Rawlings NL Gold Glove, and All-MLB First Team...was also named NL player of the week on Aug. 28

- Became the first Dodger with at least 35 home runs and 40 doubles in a season since Babe Herman accomplished the feat in 1930

- His 12 HR in May tied the Dodger record for most in May with Roy Campanella...his 22 extra-base hits were the most in franchise history during the month of May

- Led the team offensively in many areas: home runs (1st, 35), doubles (2nd, 50), triples (T-3rd, 3), RBI (4th, 82), stolen bases (4th, 12), at-bats (3rd, 572)

- Secured his first walk-off RBI as a Dodger on July 6 vs. COL, the fifth of his career...had nine games in '22 with 3+ RBI and 12 with 3+ hits

Notched 78 extra-base hits, tying the third most of his career and highest since 2019...stole 12 bases, his highest mark since 2019...loved hitting left-handed pitching, tabbing a .308/.374/.609 clip against a .255/.327/.505 clip against right handed pitching...spent majority of his time in right field (136 G) and logged a .994 fielding percentage, committing just two errors and spent time at second base (7 G) for 46.0 innings...was even keeled both at home and on the road offensively, producing a .278/.340/.532 and .260/.340/.535 clip respectively...batted .274 (31-for-113) with runners in scoring position and .176 (3-for-17) with bases loaded during the regular season...had two stints on the Injured List with a right rib fracture from June 19 to July 3

2021

- Slashed .264/.367/.487 with a .854 OPS in 122 games, tallying 93 runs, 29 doubles, three triples, 23 home runs, and 58 RBI...also stole 10 bases, matching his 2020 mark

- Named to his fifth All-Star team and first in the National League, but did not attend the festivities at Coors Field (due to injury)

- Was atop the Dodger offensive leaderboards: doubles (1st, 29), average (2nd, .264), OBP (2nd, .367), SLG (2nd, .487), OPS (2nd, .854), walks (2nd, 68), stolen bases (3rd, 10), triples (T-3rd, 3), hits (4th, 123) home runs (4th, 23), and RBI (6th, 58)

- Launched his 29th career leadoff home run and seventh of the year on Sept. 30 against San Diego...also recorded his first multi-homer game of the year on Aug. 4 against Houston, the 19th of his career

- Had his 15 game hit streak snapped on Sept. 24, hitting .323 (20-for-62) during the run...also had a 20 game on-base streak from April 1 to May 1, averaging .261 with 16 runs, seven doubles, and six RBI during the streak

- Averaged .319 (15-for-47) in 12 Postseason games, collecting one double, one home run, and five RBI...went 4-for-4 with a run in Game 5 of the NLDS against San Francisco

- Hit well in both home and away contests, averaging .263 (60-for-228) with 51 runs, 14 doubles, 15 home runs, and 36 RBI at Dodger Stadium and averaging .265 (63-for-238) away from Los Angeles, totaling 42 runs, 15 doubles, eight home runs, and 22 RBI

- Saw action in right field in 98 games (86 GS), center field in 30 games (25 GS), and also at second base in 7 games (5 GS)...committed just three errors all season and helped form four double-plays

- Had two stints on the Injured List with right hip inflammation

Led off 104 games, slashing .272/.370/.506 with a .876 OPS with 21 home runs and 55 RBI...best offensive month was July, notching a .370/.417/.685 slashline in 14 games with five doubles and 11 RBI...raised his average from .256 to .280, his on-base percentage from .366 to .369 and slugging percentage from .472 to .516 from before the All-Star Game to after the Midsummer Classic...registered two seven-game hit streaks

(April 1-14 and Sept. 8-14), going 20-for-56 with 16 runs, four home runs, and eight RBI during the span 2020

- Had another Gold Glove and Silver Slugger performance in his first season with the Dodgers, while leading the team in runs and home runs (tied with AJ Pollock)...finished second on the team in hits (64) and RBI (39)
- On August 23 against Colorado, became the 19th player to have a multi-homer (two), multi-stolen base (two) game...becoming the first Dodger to accomplish the feat
- Ranked among the NL leaders in hits (64, T-10th), runs (47, 4th), batting average (.292, 16th), OBP (.366, 17th), SLG (.562, 13th), steals (10, T-5th) and homers (16, T-3rd). Betts went 18-for-41 (.439) with runners in scoring position, the third best mark in the Majors, and was at his best late in games, posting a .343 (24-for-70)/.370/.643 slashline from the seventh inning and later
- Singled off San Francisco LHP Andrew Suarez in the 6th inning on August 27 for his 1000th career hit
- Batted .296 (21-for-71) in the postseason with eight doubles and two home runs...in the clinching Game 6 of the World Series, went 2-for-4 with a double and a home run
- Homered in Game 6, becoming the ninth player in MLB history to homer in multiple World Series-clinching games...he is the second player to do it with two different teams (other: Reggie Jackson)
- His eight doubles tied a Major League record for most doubles in a single postseason (David Freese - 2011, Albert Pujols - 2011, Ben Zobrist - 2015)
- On Aug. 13, he homered three times against the Padres, joining Hall-of-Famer Johnny Mize and Sammy Sosa as the only players in MLB history with six career three-homer games

2019

- * In his sixth big league season, posted a .295/.391/.524 line with 135 runs (career-high), 40 doubles, five triples, 29 home runs, and 80 RBI in 150 games
- Led the MLB with 135 runs scored, tied for sixth place in Red Sox history with most runs scored in a season (also Ted Williams, 1941)
- Earned his fourth consecutive All-Star Game selection...voted in by the player ballot as an AL reserve
- Recorded 40+ doubles for a fifth consecutive season...only other Red Sox players to accomplish the feat were Wade Boggs (8) and David Ortiz (5)
- Since his MLB debut on June 29, 2014, he ranks among the best in the MLB in runs (613, 1st), doubles (229, 1st), extra-base hits (394, 2nd), and hits (965, 4th)
- On July 26 against the Yankees, went 4-for-5 with four runs, one double, three home runs, five RBI and a career-high 14 total bases...his three home run game was the 33rd three home run game in Red Sox history and 5th of Betts' career

Entered July batting .261 with 13 home runs and an .835 OPS through 82 games and finished the season hitting .335 with a 1.010 OPS...led AL right fielders with 10 assists, which was second most in the Majors (1st, Bryce Harper with 13)...has reached 500+ runs in his first 674 games, the only active player to do so besides Albert Pujols who reached the mark in his 629th game...hit three home runs in the 12th inning or later, tied with Charlie Blackmon for most in the Majors...prior to 2016, had never homered in the 12th inning or later...reached 500 career runs scored (4/30 at Oakland) in 674 games...drew a walk-off bases-loaded walk on 6/12 vs. Texas

2018

- American League MVP posted career-best numbers with a .346/.438/.640 slash line with 47 doubles, 32 homers and 30 stolen bases...appeared in 131 games (128 starts) in the outfield (115 in right field, 12 in center field) posting a .996 fielding percentage
- Earned the Gold Glove (third time) and Silver Slugger (second time) awards and named the AL Outstanding Player by the MLBPA
- Named the AL starting right fielder in his third straight All-Star Game...led the MLB at the break in average (.359)
- Hit for the cycle on August 9 at Toronto, the only MLB player to do so in 2018...singled in the 1st inning, tripled in the 2nd, doubled in the 4th and homered in the 9th to become the 21st player in Red Sox history to accomplish the feat
- Started each of the Red Sox' 14 postseason games, going 13-for-61 (.210) with 13 runs scored, four doubles, and one home run en route to winning a World Series
- Led the Majors in multiple categories: average (.346), slugging (.640), runs (T-1st, 129) while ranking second in OBP (.438), OPS (1.078) and extra-base hits (84)

Scored 100+ runs for the 3rd consecutive season, joining Ted Williams (1939-42) as the only Red Sox player to ever record three 100-run seasons before turning 26...homered in three straight games for the first time in his career from May 2-4...recorded a season-best 24-game on-base streak from June 26 - July 24 during which he hit .381 (37-for-97)...recorded his first career walk-off home run on July 27 against Minnesota in the 10th inning...became the second Red Sox player ever to hit 40+ doubles in four straight years, joining Wade Boggs (7 straight years, 1985-91)...was the only MLB player to steal 20+ bases and 40+ doubles in four consecutive seasons at the time...became the 3rd Red Sox player to hit for the cycle out of the leadoff spot...scored 42 runs in the Sox' first 40 games, the most ever by a Boston player through 40 team games...stands as only the second Major Leaguer to win the World Series, earn MVP, earn Gold

Glove, and earn Silver Slugger award in a single season (Mike Schmidt, 1980)...named the overall Heart and Hustle Award winner by the MLB Players Alumni Association which is annually awarded to an active player who demonstrates a passion for baseball and embodies the values, spirit and tradition of the game

2017

* Second time Gold Glove winner slashed .264/.344/.459 at the plate and started all 153 games in right field...racked up 46 doubles, two triples, 24 home runs, and 26 stolen bases

* Led his team in games, runs, hits, doubles, home runs, RBI, walks stolen bases, extra-base hits, slugging and OPS...while ranking in the top 10 in the AL in runs (6th), doubles (3rd), RBI (T-7th), walks (T-10th), and stolen bases (T-8th)

* Voted to his second All-Star team via the player ballot...replaced injured Mike Trout in the starting lineup in center field

* Recorded three multi-HR games (June 14 at Philadelphia, July 2 at Toronto, September 12 vs. Oakland)...hit two from the leadoff spot

* In the Postseason, hit safely in each of the Sox' four ALDS games against Houston, going 5-for-16 with two doubles

Went 129 regular-season plate appearances without a strikeout from September 12, 2016 to April 19, 2017...posted a .987 fielding percentage from right field, committing only five errors all season...in the month of September, posted a .354/.417/.646 slash line with six home runs, ten RBI, and two stolen bases...joined Ted Williams (1940-42) as the only Red Sox player to ever start multiple All-Star Games before turning 25...named AL Player of the Week twice (May 8 - 14 and June 26 - July...2)...selected as the Thomas A. Yawkey Award winner, awarded to the Red Sox MVP by the Boston Baseball Writers...finished sixth in AL MVP voting

2016

• First time Gold Glove, Silver Slugger, and All-Star posted a .318/.363/.534 slash line with 42 doubles, five triples, 31 home runs, and career-high 113 RBI in 158 games...finished second in AL MVP voting

• Ranked amongst Major Leaguers in WAR (2nd), hits (2nd), runs (2nd), doubles (T-6th), RBI (5th), average (7th), slugging (16th), and OPS (18th)...also ranked 6th in the AL and 17th in the ML with 26 steals in only 30 attempts

• Started in his first All-Star Game in right field...went 1-for-2 in the Midsummer Classic, singling to center off starter Johnny Cueto, going on to score a run

• Twice he hit three home runs in the same game, becoming the youngest Major Leaguer to do so in a single season (June 1 at Baltimore, August 14 against Arizona)

• Hit leadoff home runs on July 21 and July 22 against Minnesota, his second time in 2016 accomplishing the feat in consecutive games (also May 31 and June 1 at Baltimore)

Awarded Wilson Defensive Player of the Year in right field...named AL Player of the Month in July where he led the AL in doubles (10), extra-base hits (16), and total bases (62, 1st in ML)...amassed great numbers at home, posting a Major League leading 113 hits at Fenway Park (most since Nomar Garciaparra had 118 in 2003) and also held a .314/.408/.569 slash line at home...posted a .997 fielding percentage over 157 games, all from right field...played in his first postseason, appearing in all three Divisional Series games in right field and posting a .200 average with a double...was the only outfielder in the big leagues with 200+ hits

2015

• Appeared in 145 games in his first full Major League season, tabbing 92 runs, 42 doubles, eight triples (career-high), 68 extra-base hits and 18 homers...spent 133 games in center field and 11 in right field

• Made his first Opening Day roster in his second season with the Red Sox...went 2-for-4 with a home run on the day and served as the club's youngest Opening Day leadoff hitter since Rico Petrocelli (age 21 in 1965)

• Topped the Majors with 69 RBI and 60 extra-base hits from the leadoff spot...also hit the team's only leadoff homer of the year on June 20 at Kansas City against Edison Volquez

• Recorded his first career walk-off hit on April 27 against Toronto with a single in the ninth inning

Was the hardest player to double up in the Majors, grounding into just two double plays in 597 AB (298.5 AB/GIDP)...had the team's two longest hit streaks in 2015, a 13-gamer from June 6 - 11 and an 18-gamer from August 24 - September 13...worth 6.0 wins above replacement according to Baseball Reference, tied for 7th-best in the American League...had a career-high 36-game on-base streak from August 24 to October 3, slashing .360/.416/.607 with seven home runs during that span...Named AL Player of the Week for June 15 - 21

2014

• Saw his first big league action in his fourth professional season, batting .291 with five homers and 18 RBI in 52 games over three stints with Boston

• Made his Major League debut on June 29 at New York (AL) and recorded his first major league hit that same night with a single off Chase Whitley in the fourth inning

• Hit his first big league home run on July 2 against Chicago (NL) off Carlos Villanueva...later belted his first career grand slam on August 29 at Tampa Bay against Chris Archer

• Appeared in 99 minor league games between Double-A Portland and Triple-A Pawtucket...slashed .346/.431/.529 line with 30 doubles, five triples, 11 home runs, and 65 RBI and reached base in 92 of those 99 games

Started at second base (14 G), center field (28 G) and right field (8 G) in his 52 games with Boston...hit his first career leadoff home run on September 21 at Baltimore and was the youngest Red Sox player with a leadoff shot since Bobby Doerr (1939, 21 years old)...garnered accolades at both the Major and Minor League levels...named Red Sox Minor League Offensive Player of the Year for the second time, named to Baseball America's Minor League All-Star team, earned a spot on the U.S. roster in the All-Star Futures Game, and awarded a spot on Baseball America's Major League All-Rookie team

2013

Split the season between Single-A Greenville and Advanced-A Salem, slashing .314/.417/.506 over 127 games

In his time with Single-A Greenville, held a .296 batting average with 24 doubles, one triple, eight home runs, and 26 RBI...started all 76 games at second base, posting a career-high 169 assists in 334 chances

With Advanced-A Salem, posted a .341 average (63-for-185) with 39 RBI and 20 stolen bases...started 49 of 50 total games at second base

Named to the South Atlantic League Mid-Season All-Star team with Greenville and was selected as the Red Sox Minor League Offensive Player of the Year after leading all Red Sox minor leaguers in total bases (234), doubles (tied, 36), stolen bases (38), and slugging percentage (.506, min. 250 AB)

2012

Played with Short-A Lowell for 71 games, securing eight doubles, one triple, and 20 stolen bases...led the team with 31 RBI in that time frame...named Red Sox Minor League Base Stealer of the Month for August/September...stole nine bases in nine attempts

2011

Appeared in one game for the Rookie-level Gulf Coast League Red Sox for his professional debut...started at shortstop on August 26, going 2-for-4 with two RBI and a stolen base

Personal

Markus Lynn Betts...married to wife Brianna and has a daughter, Kynlee and son, Kaj...graduated from John Overton High School (TN) in 2011 where he was a member of the baseball and basketball teams...earned Louisville Slugger High School All-American accolades during his senior season...his uncle, Terry Shumpert, played 14 seasons in the Majors with Kansas City (1990-94), Boston (1995), Chicago Cubs (1996), San Diego (1997), Colorado (1998-2002), and Tampa Bay (2003)...has a passion for bowling...participated in the Professional Bowlers Association's World Series of Bowling in 2015 and 2017 and bowled a perfect 300 at the 2017 World Series...drafted by the Boston Red Sox in the 5th round of the 2011 MLB June Amateur Draft...signed by Danny Watkins

Career Batting Record																				
Year	Team	AVG	G	AB	R	H	2B	3B	HR	RBI	SH	SF	HP	BB	SO	SB	CS	OBP	SLG	E
2011	GCL Red Sox	.500	1	4	0	2	0	0	0	2	0	0	0	0	0	1	0	.500	1.000	3
2012	Lowell	.267	71	251	34	67	8	1	0	31	2	4	3	32	30	20	4	.362	.307	15
2013	Greenville	.296	76	277	63	82	24	1	8	26	1	3	1	58	40	18	2	.418	.477	12
	Salem	.341	51	185	30	63	12	3	7	39	1	1	1	23	17	20	2	.414	.551	6
2014	BOSTON	.291	52	189	34	55	12	1	5	18	1	0	2	21	31	7	3	.368	.444	4
	Portland	.355	54	214	56	76	18	3	6	34	0	3	1	35	20	22	3	.443	.551	4
	Pawtucket	.335	45	185	31	62	12	2	5	31	0	0	0	26	30	11	4	.417	.503	1
2015	BOSTON	.291	145	597	92	174	42	8	18	77	3	6	2	46	82	21	6	.341	.479	5
	Portland	.500	1	4	1	2	0	0	1	1	0	0	0	0	0	0	0	.500	1.250	0
2016	BOSTON	.318	158	672	122	214	42	5	31	113	0	7	2	49	80	26	4	.363	.534	1
2017	BOSTON	.264	153	628	101	166	46	2	24	102	0	5	2	77	79	26	3	.344	.469	5
2018	BOSTON	.346	138	520	129	180	47	5	32	80	0	5	8	81	91	30	6	.438	.640	1
2019	BOSTON	.295	150	597	135	176	40	5	29	80	0	9	3	97	101	16	3	.391	.524	2
2020	LOS ANGELES	.292	55	219	47	64	9	1	16	39	2	0	1	24	38	10	2	.366	.562	4
2021	LOS ANGELES	.264	122	466	93	123	29	3	23	58	0	5	11	68	86	10	5	.367	.487	3
2022	LOS ANGELES	.269	142	572	117	154	40	3	35	82	0	4	8	55	104	12	2	.340	.533	2
2023	LOS ANGELES	.307	152	584	126	179	40	1	39	107	0	5	8	96	107	14	3	.408	.527	5
Major League- 10 years		.294	1265	5044	996	1485	347	34	252	756	4	47	48	614	799	172	37	.373	.527	32
Dodger Totals - 4 years		.282	471	1841	383	520	118	8	113	286	0	15	29	243	335	46	12	.372	.539	14
Minor League-5 years		.316	299	1120	215	354	74	10	27	164	6	9	6	174	137	92	15	.408	.472	41

Career Postseason Batting Record

Year	Team	AVG	G	AB	R	H	2B	3B	HR	RBI	SH	SF	HBP	BB	SO	SB	CS	OBP	SLG
2016	ALDS: BOS vs. CLE	.200	3	10	1	2	1	0	0	0	0	0	0	2	1	0	0	.333	.300
2017	ALDS: BOS vs. HOU	.313	4	16	2	5	2	0	0	0	0	0	0	1	4	1	0	.353	.438
2018	ALDS: BOS vs. NYY	.188	4	16	3	3	1	0	0	2	0	0	0	3	4	0	0	.316	.250
	ALCS: BOS vs. HOU	.217	5	23	5	5	2	0	0	1	0	0	1	1	2	0	0	.280	.304
2020	WS: BOS vs. LAD	.217	5	23	5	5	1	0	1	1	0	0	0	3	6	1	0	.308	.391
	NLWC: LAD vs. MIL	.429	2	7	1	3	3	0	0	3	0	0	0	1	3	0	0	.500	.857
	NLDS: LAD vs. SD	.333	3	12	5	4	2	0	0	1	0	1	0	2	2	1	0	.400	.500
	NLCS: LAD vs. ATL	.269	7	26	4	7	1	0	0	1	0	0	0	5	4	1	0	.387	.308
	WS: LAD vs. TB	.269	6	26	5	7	2	0	2	3	0	0	0	2	7	4	0	.321	.577
2021	NLDS: LAD vs. SF	.450	5	20	2	9	0	0	1	4	0	1	0	1	2	2	0	.455	.600
	NLCS: LAD vs. ATL	.174	6	23	4	4	1	0	0	1	0	0	0	4	3	4	0	.296	.217
2022	NLDS: LAD vs. SD	.143	4	14	2	2	1	0	0	1	0	1	0	3	4	0	1	.278	.214
2023	NLDS: LAD vs. ARI	.000	3	11	1	0	0	0	0	0	0	0	0	1	2	0	0	.083	.000
Postseason Totals		.251	58	231	40	58	17	0	4	18	0	3	1	29	44	14	1	.333	.377
LWC Totals		.429	2	7	1	3	3	0	0	3	0	0	0	1	3	0	0	.500	.857
LDS Totals		.253	26	99	16	25	7	0	1	8	0	3	0	13	19	4	1	.330	.354
LCS Totals		.222	18	72	13	16	4	0	0	3	10	0	1	10	9	5	0	.325	.278
WS Totals		.245	11	49	10	12	3	0	3	4	0	0	0	5	13	5	0	.315	.490

Career Single-Game Bests

Most Hits:	5 (2x), last, August 23, 2023 at CLE	Most Stolen Bases:	3, (2x), last, Sept. 16, 2020 vs. SD
Most RBI:	8 (2x), last, July 2, 2017 at TOR	Most Walks:	3 (12x), last, June 28, 2023 at COL
Most Home Runs:	3 (6x), last, August 13, 2020 vs. SD	Longest Hitting Streak:	18 games, August 24 - September 13, 2015
Most Runs Scored:	5, April 10, 2018 vs. NYY	Grand Slams:	6, last: August 7, 2023 (S. Lugo)

Career Fielding Record

Position	PCT	G	PO	A	E	TC	DP
Second Base	.985	100	127	202	5	334	50
Shortstop	.935	16	16	27	3	46	4
Center Field	.989	223	526	15	6	547	4
Right Field	.991	978	1973	53	18	2044	11

Career Transactions

- June 7, 2011: Drafted by the Boston Red Sox in the 5th round of the 2011 amateur draft. Player signed August 15, 2011.
- February 10, 2020: Traded to the Los Angeles Dodgers along with LHP David Price for OF Alex Verdugo, C Connor Wong and IF Jeter Downs

Injured List

- July 29 - August 9, 2015 (concussion)
- June 1 - June 11, 2018 (left abdominal strain)
- July 25 - August 1, 2021 (right hip inflammation)
- August 11 - 26, 2021 (right hip inflammation)
- June 19 - July 3, 2022 (right rib fracture)



Ryan
BRASIER RHP | 57

@ryan_brasier

Bats: Right **Throws:** Right
Height: 6-0 **Weight:** 223
Opening Day Age: 36
Born: August 26, 1987 in Wichita Falls, TX
Resides: Dallas, TX
Acquired: Signed a two-year contract with the Los Angeles Dodgers on February 8, 2024
ML Service: 6.098
MLB Debut: May 2, 2013

Career Highlights

- * Texas native joins the Dodgers for his second season after signing a two-year contract to return to the team on February 8, 2024
- * Owns a career Major League record of 9-8 and 10 saves with a 3.88 ERA (111 ER/257.1 IP) with 256 strikeouts against 79 walks and holding batters to a .234 average over seven seasons and 268 games (one start) with Los Angeles-AL (2013), Boston (2018-2023) and Los Angeles-NL (2023)
- * Owns a career Minor League record of 43-38 with a 4.00 ERA (274 ER/616.2 IP) and 78 saves with 551 strikeouts against 226 walks over 370 games (38 starts)
- * Made Major League debut for Los Angeles- AL on May 2, 2013 vs. Baltimore and allowed two runs on two hits in one inning of work with one strikeout
- * Registered his first Major League win on August 30, 2018 against Chicago-AL, spinning one perfect inning and striking out one batter
- * Earned the first save of his Major League career on April 3, 2019 at OAK, tossing one shutout inning with one hit batter
- * Tossed a no-hitter on April 29, 2010 vs. Tulsa with Double-A Arkansas, firing nine shutout innings, giving up two walks and striking out three
- * Notched his first professional win with Rookie-level Orem on August 25, 2007 against Casper, tossing 0.1 perfect innings
- * Picked up his first professional save on June 28, 2007 with Rookie-level Orem against Idaho Falls, spinning 1.2 scoreless innings while only giving up one hit batter and striking out two
- * Drafted in the sixth round of the 2007 MLB Draft by the Los Angeles Angels

Year-By-Year

2023

- Began the season with Boston, going 1-0 with a 7.29 ERA (17 ER/21.0 IP) with 18 strikeouts against only nine walks
 - Signed by the Dodgers to a minor league contract on June 4, 2023
 - Played in two games with Triple-A Oklahoma City, spinning a 1-0 record in three scoreless innings...struck out five batters
 - Selected by the Dodgers on June 20, firing a 2-0 record in 39 relief outings...registered a 0.70 ERA, giving up only three runs in 38.2 innings while holding batters to a .140 average
- Allowed only one earned run after the All-Star break...hurled 12 scoreless outings in September across 10.1 innings...tossed a season-high three strikeouts three (all with Los Angeles; Jul. 1 at KC, Aug. 23 at CLE and Sept. 11 vs. SD)

2022

- Set career highs in appearances (68), innings (62.1), and strikeouts (64)
- Notched a 0-3 record with a 5.78 ERA (40 ER/62.1 IP) with one walk and a 1.30 WHIP with Boston
- Also appeared in two outings with Triple-A Worcester, spinning two scoreless innings with three strikeouts

Averaged a career-best 1.88 BB/9.0 IP...led the Sox in appearances (T-ninth in AL)...was his second season making at least 60 appearances (also 62 in 2019)...had an expected ERA of 3.97 (source: Baseball Savant)...44 of his 68 appearances were scoreless (64.7%)...had six outings in which every out came via strikeout, including four outings of at least 1.0 IP...ranked in MLB's 91st percentile in chase rate (34.2%)...opponents hit .170 against his slider (17-for-100)

2021

- Completed his fourth season in the Red Sox organization, but missed the Red Sox' first 134 games on the injured list, due to a left calf strain and a head injury
- Opened the season on the 10-Day IL (retro to 3/29) with a left calf strain suffered during spring training before being transferred to the 60-Day IL on 5/3...while recovering from his calf injury, suffered a concussion from a line drive in June during a simulated game at the team's complex in Fort Myers, Florida
- Began a rehab assignment on 8/10, making five relief appearances with Triple-A Worcester and three with Double-A Portland
- Reinstated from the IL on 9/1 and made his season debut on 9/3 vs. CLE, marking his 1st appearance in a ML game in nearly a year (last: 9/25/20)...finished the year 1-1 with a 1.50 ERA (2 ER/12.0 IP)
- Made seven Postseason appearances, five of which were scoreless...blew a save in Game 4 of the ALDS vs. TB, after he had allowed zero runs in his previous 11 outings, including the regular season...recorded the final out of the Sox' 9-5 win at HOU in Game 2 of the ALCS

Pitched on four consecutive days for the 1st time in his career from 9/29-10/2, helping the Sox earn home-field advantage in the AL Wild Card Game...in the Sox' 4-2 win at WSH on 10/1, entered the game with runners at first and second and zero outs

2020

- Made his second career Opening Day roster (also 2019 with Boston)
 - Amassed a 1-0 record in 25 games (one start) with a 3.96 ERA (11 ER/25.0 IP) with 30 strikeouts against 11 walks
 - Led Sox pitchers in appearances (25)...also led the Sox with 10 holds, tied for third-most in the majors
- Recorded a career-high 10.80 SO/9.0 IP (25.0 IP, 30 strikeouts)...posted a 1.89 ERA and held opponents to a .192 AVG in his remaining 18 outings (19.0 IP, 4 ER, 14 H)...twice made seven consecutive scoreless appearances (8/16-30 and 9/3-17)...posted a 3.38 ERA in 13 road games (5 ER/13.1 IP), compared to a 4.63 ERA in 12 home games (6 ER/11.2 IP)...held right handed hitters to a .230 AVG and .654 OPS (14-for-61, 2 HR) and left handed hitters to a .270 AVG and .756 OPS (10-for-37)...stranded seven of his nine inherited runners, including seven of his final eight

2019

- Made his first career Opening Day roster, setting career highs in innings (55.2), appearances (62), and strikeouts (61)
- Finished the year with Boston 2-4 with seven saves and a 4.85 ERA (30 ER/55.2 IP) and 61 strikeouts against 21 walks
- Earned the first save of his Major League career on 4/3 at OAK, tossing one shutout innings with one hit batter
- Appeared in 10 games for Triple-A Pawtucket, allowing 1 run in 9.1 IP (0.96 ERA) with 13 strikeouts and one walk

Was one of four Boston relievers to appear in 60+ games (also Matt Barnes, Marcus Walden, and Brandon Workman)...averaged 9.86 SO/9.0 IP...recorded a career-high seven saves...held right-handers to a .608 OPS (28-for-121, six extra-base hits)...began the year with five straight scoreless appearances from 3/31-4/7 (5.0 IP)...in his first 18 outings of the season (through 5/11), struck out 16 batters and walked only two in 16.2 IP

2018

- Signed a Minor League deal with Boston on May 4, splitting the season between Triple-A Pawtucket and Boston
- Saw his 1st Major League action since 2013 and appeared in a career-high 34 games for Boston, finishing the year 2-0 with a 1.60 ERA (6 ER/33.2 IP) while holding batters to a .171 average
- Notched his first Major League win on August 30 against Chicago-AL, spinning one perfect inning and striking out one batter
- In 34 games with Triple-A Pawtucket, spun a 2-5 record with a 1.34 ERA (6 ER/40.1 IP) and 13 saves...allowed 0 runs in 25 of his 34 games
- Appeared in nine of the Red Sox' 14 Postseason games, allowing only one run (1.04 ERA) while holding opponents to a .219 AVG (7-for-32)...allowed 0 runs in 3 ALDS games against the Yankees... recorded three strikeouts in one inning pitched in Game 2, then pitched a perfect 7th inning in the Sox' clinching Game 4 win...also allowed 0 runs in the ALCS vs. HOU, appearing in Games 1-4 and allowing 3 hits in 4.2 IP...pitched in Games 1 (0.2 IP, 1 R) and 3 (1.0 IP, 0 R) of the World Series vs. LAD

Also named an International League All-Star, serving as Triple-A Pawtucket's closer...remained on the ML roster through the end of the season following his selection from Pawtucket on 7/8...was the recipient of the 2018 Lou Gorman Award, given to the Red Sox minor league player who has demonstrated dedication and perseverance in overcoming obstacles while working his way to the ML team...among AL pitchers

with a minimum of 120 batters faced, ranked 2nd in WHIP (0.77), 4th in ERA (1.60), 5th in opponent OPS (.482), and 9th in opponent AVG (.171)...made his Red Sox debut on 7/9 vs. TEX, marking his 1st MLB appearance since 9/27/13 for LAA at TEX...began his Red Sox career with seven scoreless appearances (8.0 IP, 7 SO); allowed only five of 28 batters to reach safely (three hits, two walks) in that span...posted a career-best 9.0-inning scoreless streak from 8/5-25 (9 G, 3 H, BB, 10 SO, .111 AVG, 3-for-27)...ended the year allowing only one hit to his last 25 batters faced (.043 AVG, 1-for-23), beginning 9/9...threw a perfect 8th inning in the Sox' division-clinching win on 9/20 at NYY...limited opponents at Triple-A to a .215 AVG (29-for-135) with just seven XBH (.289 SLG)

2017

- Played with the Hiroshima Toyo Carp of the Nippon Professional Baseball League in Japan
- In 26 relief appearances, went 2-1 with a 3.00 ERA (10 ER/30.0 IP) with 19 strikeouts against eight walks

2016

- Played the entire season with Triple-A Nashville (46 G)
- Registered a 5-3 record with a 3.56 ERA (24 ER/60.2 IP) with 70 strikeouts against 19 walks and one save

2015

- Signed with Oakland to a minor league contract on July 7
- Played six games (one start) between Rookie-level AZL Athletics and Triple-A Nashville, combining to go 1-1 with a 2.57 ERA (2 ER/7.0 IP) with seven strikeouts against only one walk

2014

- Missed the entire season with a right elbow strain

2013

- Started season with Triple-A Salt Lake and made 10 appearances for the Bees in April before promotion to the Majors on May 1st
- Made Major League debut for Angels on May 2nd vs. Baltimore and allowed two runs on two hits in one inning of work with one strikeout
- Across seven total relief outings for the Angels, went 0-0 with a 2.00 ERA (2 ER/9.0 IP) with seven strikeouts and four walks
- With Triple-A Salt Lake, registered a 5-2 overall record with 10 saves and a 4.13 ERA (26 ER/56.2 IP) in 38 regular season games

Pitched a scoreless inning with the Angels May 5th before being optioned back to Salt Lake the following day... was recalled by the Angels on May 16 but did not appear in a game for the Halos during second stint with the club and was optioned to Triple-A on May 21...recalled from Triple-A Salt Lake on September 1st for third stint with Angels...did not allow an earned run in five September appearances (7 IP) for the Halos...only earned runs allowed in the big leagues came in Major League debut

2012

- In his first full year with Triple-A Salt Lake, pitched to a 7-3 record with 13 saves and a 4.37 ERA (59.2 IP - 29 ER)

Led PCL with 48 games finished...led club in appearances (55), games finished (48) and saves (13)...led all Salt Lake relievers with seven victories, which also established a career high for a single season with one club...Held opponents to a .171 clip with two outs and runners in scoring position...Successfully converted 13 of 14 save opportunities...added to 40-man roster in offseason

2011

- Split the season between Double-A Arkansas (25 G) and Triple-A Salt Lake (G)
- With Double-A Arkansas, went 0-1 with a 0.71 ERA (2 ER/25.1 IP) and 16 saves
- In his first time with Triple-A Salt Lake, spun a 2-1 record with a 5.00 ERA (16 ER/27.0 IP) and three saves with 26 strikeouts against nine walks

2010

- Played the entirety of the season with Double-A Arkansas (28 G, 23 GS)
- Twirled a 7-12 record with a 5.07 ERA (80 ER/142.0 IP) with 94 strikeouts against 68 walks

Tossed a no-hitter on April 29 vs. Tulsa, firing nine shutout innings, giving up two walks and striking out three...named Texas League Pitcher of the Week (April 26-May 3)

2009

- Played most of the season with Advanced-A Rancho Cucamonga, tossing a 5-4 record with a 5.23 ERA (57 ER/98.0 IP) with 93 strikeouts against 32 walks in 27 games (14 starts)
- Appeared in eight games for Double-A Arkansas, spinning a 2-1 record with a 5.56 ERA (7 ER/11.1 IP) and two saves

2008

- Spent a majority of the season with Single-A Cedar Rapids (23 G), going 1-3 with nine saves and a 1.59 ERA (8 ER/28.1 IP) with 24 strikeouts against 14 walks
- Also made stops at Rookie-level AZL Angels (4 G) and Advanced-A Rancho Cucamonga (3 G), going 1-0 with one save and a 3.86 ERA (2 ER/4.2 IP) and 0-0 with one save and a 2.70 ERA (1 ER/3.1 IP) respectively
- Selected to play in 2008 Midwest League All-Star Game

2007

- Played in his first professional season with Rookie-level Orem, going 1-2 with a 2.08 ERA (7 ER/30.1 IP) and nine saves
- Notched his first professional win on August 25 against Casper, tossing 0.1 perfect innings
- Picked up his first career save on June 28 against Idaho Falls, spinning 1.2 scoreless innings while only giving up one hit batter and striking out two
- Named to 2007 Pioneer League Team as honorable mention pick

Personal

Ryan David Brasier...he and his wife, Shaina, have two children, Kolten and Avery...attended Weatherford Community College (TX) during the 2006-07 academic year...graduated from Wichita Falls (TX) Rider High School

Career Pitching Record																			
Year	Team	W-L	ERA	G	GS	CG	SHO	SV	IP	H	R	ER	HR	HB	BB	SO	WP	BK	AVG
2007	Orem	1-2	2.08	26	0	0	0	9	30.1	22	9	7	2	5	7	26	1	1	.212
2008	AZL Angels	1-0	3.86	4	0	0	0	1	4.2	3	2	2	0	0	1	2	1	0	.188
	Cedar Rapids	1-3	1.59	23	0	0	0	9	28.1	22	8	5	0	1	14	24	2	0	.210
	Rancho Cucamonga	0-0	2.70	3	0	0	0	1	3.1	3	1	1	0	0	2	0	0	0	.300
2009	Rancho Cucamonga	5-4	5.23	27	14	0	0	0	98.0	103	63	57	17	1	32	93	8	1	.270
	Arkansas	2-1	5.56	8	0	0	0	2	11.1	13	8	7	1	0	7	6	2	1	.283
2010	Arkansas	7-12	5.07	28	23	1	1	0	142.0	127	89	80	28	4	68	94	11	1	.242
2011	Arkansas	0-1	0.71	25	0	0	0	16	25.1	18	3	2	1	0	14	26	3	0	.198
	Salt Lake	2-1	5.00	25	0	0	0	3	27.0	26	16	15	2	0	9	26	1	0	.257
2012	Salt Lake	7-3	4.37	55	0	0	0	13	59.2	66	30	29	1	1	24	54	2	0	.286
2013	Salt Lake	5-2	4.13	38	0	0	0	10	56.2	69	31	26	6	0	16	57	3	0	.295
	LOS ANGELES-AL	0-0	2.00	7	0	0	0	0	9.0	7	2	2	1	0	4	7	0	0	.233
2015	AZL Athletics	1-1	3.60	4	1	0	0	0	5.0	5	2	2	0	0	1	4	1	0	.250
	Nashville	0-0	0.00	2	0	0	0	0	2.0	0	0	0	0	0	0	3	0	0	.000
2016	Nashville	5-3	3.56	46	0	0	0	1	60.2	50	25	24	6	1	19	70	2	0	.226
2017	Hiroshima	2-1	3.00	26	0	0	0	1	30.0	32	13	10	3	0	8	19	0	0	n/a
2018	Pawtucket	2-5	1.34	34	0	0	0	13	40.1	29	10	6	1	1	8	40	1	0	.215
	BOSTON	2-0	1.60	34	0	0	0	0	33.2	19	6	6	2	0	7	29	1	0	.171
2019	Pawtucket	2-0	0.96	10	0	0	0	0	9.1	6	1	1	1	1	2	1	13	0	.182
	BOSTON	2-4	4.85	62	0	0	0	7	55.2	51	33	30	9	3	21	61	3	0	.238
2020	BOSTON	1-0	3.96	25	1	0	0	0	25.0	24	12	11	2	0	11	30	1	2	.245
2021	Portland	0-0	0.00	3	0	0	0	0	3.0	1	0	0	0	0	0	2	0	0	.100
	Worcester	1-0	19.29	5	0	0	0	0	4.2	9	10	10	1	0	3	3	0	0	.409
	BOSTON	1-1	1.50	13	0	0	0	0	12.0	12	5	2	2	0	4	9	0	0	.267
2022	Worcester	0-0	0.00	2	0	0	0	0	2.0	0	0	0	0	0	0	3	0	0	.000
	BOSTON	0-3	5.78	68	0	0	0	1	62.1	68	43	40	9	1	13	64	1	0	.280
2023	Oklahoma City	1-0	0.00	2	0	0	0	0	3.0	0	0	0	0	0	0	5	0	0	.000
	BOSTON	1-0	7.29	20	0	0	0	1	21.0	24	18	17	2	2	9	18	2	0	.286
	LOS ANGELES-NL	2-0	0.70	39	0	0	0	1	38.2	18	6	3	1	1	10	38	1	0	.140
Major League- 7 years		9-8	3.88	268	1	0	0	10	257.1	223	125	111	28	7	79	256	9	2	.234
Dodger Totals- 1 year		2-0	0.70	39	0	0	0	1	38.2	18	6	3	1	1	10	38	1	0	.140
Minor League- 14 years		43-38	4.00	370	38	1	1	78	616.2	572	308	274	67	16	226	551	38	1	.248

Career Postseason Pitching Record

Year	Team	W-L	ERA	G	GS	CG	SHO	SV	IP	H	R	ER	HR	HBP	BB	SO	WP	BK
2018	BOS vs. NYY	0-0	0.00	3	0	0	0	0	2.1	1	0	0	0	0	2	4	1	0
	BOS vs. HOU	0-0	0.00	4	0	0	0	0	4.2	3	0	0	0	1	2	2	0	0
	BOS vs. LAD	0-0	5.40	2	0	0	0	0	1.2	3	1	1	0	0	1	1	0	0
2021	BOS vs. NYY	0-0	0.00	1	0	0	0	0	0.2	1	0	0	0	0	0	0	0	0
	BOS vs. TB	0-0	9.00	3	0	0	0	0	2.0	3	2	2	0	0	0	4	0	0
	BOS vs. HOU	0-0	13.50	3	0	0	0	0	1.1	4	2	2	0	0	0	1	0	0
2023	LAD vs. ARI	0-0	3.86	1	0	0	0	0	2.1	1	1	1	1	0	0	3	0	0
Postseason Totals		0-0	3.60	17	0	0	0	0	15.0	16	6	6	1	1	5	15	1	0
WC Totals		0-0	0.00	1	0	0	0	0	0.2	1	0	0	0	0	0	0	0	0
LDS Totals		0-0	4.05	7	0	0	0	0	6.2	5	3	3	1	0	2	11	1	0
LCS Totals		0-0	3.00	7	0	0	0	0	6.0	7	2	2	0	1	2	3	0	0
WS Totals		0-0	5.40	2	0	0	0	0	1.2	3	1	1	0	0	1	1	0	0

Career Single-Game Bests

Low-Hit Complete Game:	---	Most Strikeouts:	4, July 29, 2022 vs. MIL
Most Innings Pitched Starter:	1.0, August 10, 2020 vs. TB	Most Walks:	2, (10x), last, August 2, 2023 vs. OAK
Most Innings Pitched Reliever:	2.1, May 14, 2023 vs. STL	Longest Winning Streak:	3, (2x), last, April 15, 2023 - current
Most Earned Runs Allowed:	6, August 31, 2019 at LAA	Longest Losing Streak:	3, May 14 - August 31, 2019

Career Fielding Record

Position	PCT	G	PO	A	E	TC	DP
Pitcher	.914	268	13	19	3	35	3

Career Transactions

- June 7, 2007: Drafted by the Los Angeles Angels of Anaheim in the 6th round of the 2007 amateur draft. Player signed June 10, 2007.
- July 15, 2015: Signed as a Free Agent with the Oakland Athletics.
- December 15, 2016: Released by the Oakland Athletics.
- March 4, 2018: Signed as a Free Agent with the Boston Red Sox.
- June 4, 2023: Signed as a Free Agent with the Los Angeles Dodgers.
- February 8, 2024: Signed a two-year contract with the Los Angeles Dodgers.

Injured List

- March 29 - October 28, 2014 (right elbow strain)
- April 1 - September 1, 2021 (left calf strain)



Walker BUEHLER

RHP | 21

@buehlersdayoff21

Bats: Right **Throws:** Right

Height: 6-2 **Weight:** 185

Opening Day Age: 29

Born: July 28, 1994 in Lexington, KY

Resides: Lexington, KY

Acquired: Drafted in the 1st round (24th overall) of the 2015 First Year Player Draft from Vanderbilt University

ML Service: 5.168

MLB Debut: September 7, 2017



Career Highlights

- * The two-time All-Star enters his eighth MLB season after posting a 46-16 record with a 3.02 ERA and a 1.04 WHIP in 115 career games (106 starts)
- * Has held opponents to a .206/.263/.340 career slashline with a 1.00 WHIP...since 2017, ranks seventh among pitchers (min. 350.0 IP) with a .616 opponents' OPS
- * Helped lead the Dodgers to their 2020 World Championship, going 2-0 with a 1.80 ERA (5 ER/25.0 IP) in five Postseason starts...limited opponents to a .196 batting average (18-for-92) with 39 strikeouts in 25.0 innings
- * Has solidified his reputation as a big game pitcher with a 3-3 record and a 2.94 ERA (26 ER/79.2 IP) in 15 postseason starts, limiting hitters to a .209 batting average, posting a 1.15 WHIP and averaging 11.4 strikeouts per 9.0 innings...has allowed just one run in 13.0 innings in two World Series starts (0.69 ERA)...all time among pitchers with 60.0 or more Postseason innings, ranks 12th in ERA, fourth in opponents' average and 10th in WHIP
- * Spun his first career complete game shutout on April 25, 2022 at Arizona, striking out ten while allowing just three hits...was his first complete game since Aug. 3, 2019 against San Diego, where he allowed one run on five hits while striking out 15 batters without issuing a walk on 110 pitches...first complete game was against the Rockies on June 21, 2019, allowing only two earned runs on three hits, while establishing career highs in strikeouts (16) and total pitches (111)
- * Was named to his second All-Star team in 2021 (also, 2019) as a replacement player...was also named to his first All-MLB team in 2021 after finishing the season with a 16-4 record and a 2.47 ERA (57 ER/207.2 IP)
- * Started the first combined no-hitter in Dodger history, walking three and striking out eight in 6.0 innings (93 pitches) in a 4-0 win over the Padres on May 4, 2018 in Monterrey, Mexico...Tony Cingrani, Yimi Garcia and Adam Liberatore fired the final 3.0 innings...it was the 23rd no-hitter in Dodger franchise history and the 13th since moving to Los Angeles
- * Made his first career big league start on April 23, 2018 against Miami at Dodger Stadium and did not factor into the decision after throwing 5.0 scoreless innings and striking out five batters
- * Recorded his first Major League win on Sept. 21, 2017 at Philadelphia, tossing a scoreless inning of relief with two strikeouts
- * Selected as the 2017 Dodgers Branch Rickey Minor League Pitcher of the Year after going 3-3 with one save and posting a 3.35 ERA in 28 combined games (19 starts) with Single-A Rancho Cucamonga, Double-A Tulsa and Triple-A Oklahoma City
- * Selected by the Dodgers in the first round (24th overall) of the 2015 First-Year Player Draft out of Vanderbilt University

Year-By-Year

2023

- Did not play in the majority of the season after recovering from his second Tommy John surgery in the summer of 2022
- Made one rehab outing with Triple-A Oklahoma City on September 3, spinning two perfect innings and striking out two against Round Rock

2022

- Produced a 6-3 record across 12 starts with a 4.02 ERA (29 ER/65.0 IP) before being placed on the Injured List on June 11 for the remainder of the season
- Spun his first career complete game shut-out on April 25 at Arizona, striking out ten while allowing just three hits...was his first complete game since Aug. 3, 2019 against SD
- Was most successful on the road, posting a 4-1 record across five starts for 2.32 ERA (8 ER/31.0 IP) with 30 strikeouts against just six walks
- Totaled a perfect record in May at 4-0 over six starts, striking out 28 batters and walking just nine...limited hitters to a .279 average for a 3.71 ERA (14/34.0 IP)
- Was tied for second in the National League in wins (6), was one of two NL pitchers to toss a complete game shutout, and was one of five NL pitchers to pitch a complete game before being placed on the Injured List
- Tabbed as the Dodgers' Opening Day starter for the first time in his career...tossed 5.0 innings of two-run ball, allowing four hits and striking out five as he recorded his first win

Notched three quality starts in 12 games...fired 5.0+ IP in 10 of his 12 starts, averaging 4.2 strikeouts a game...notched double-digit strikeouts in just one game this season on April 25 at ARI...limited right-handed hitters to a .252 average (28-for-111) and left-handed hitters to a .271 average (39-for-144)...had yet to allow a hit in bases loaded situations before being placed on the Injured List...dominated his outings vs. ARI, going 2-0 with a complete game shutout with a 1.29 ERA (2 ER/14.0 IP) with 14 strikeouts

2021

- * Had a stellar year, posting a 16-4 record across 33 starts with a 2.47 ERA (57 ER/207.2 IP)...struck out 212 batters against just 52 walks and produced a 0.96 WHIP
- * Faired well against both lefties and righties, limiting each to a .201/.267/.329 and .198/.245/.330 slashline respectively
- * Ranked among the best in the National League in multiple categories: ERA (3rd, 2.47), wins (3rd, 16), strikeouts (7th, 212), games started (T-1, 33), innings pitched (2nd, 207.2), opponents' average (2nd, .199), WHIP (4th, 0.97), and winning percentage (2nd, .800)
- * Finished the season with strong numbers across the board, leading the team in ERA (2.47), games started (33), innings pitched (207.2), WHIP (0.97), strikeouts (212), and opponents' batting average (.199)
- * Finished fourth in Cy Young voting with 70 points, just behind Max Scherzer
- * Named to his second All-Star team as a replacement player...did not make an appearance in the Mid-Summer Classic
- * Earned his first All-MLB Team distinction (first-team), joining his teammates Max Scherzer (first-team), Trea Turner (second-team), Julio Urias (second-team), and Kenley Jansen (second-team)
- * Claimed his first NL Pitcher of the Month distinction for the month of July, after posting a perfect 3-0 record over five starts with a 1.67 ERA, 38 strikeouts, and nine walks...did not allow a home run in that span
- * Picked up career highs in wins (16), ERA (2.47), games (33), and innings pitched (207.2)...tossed 200+ strikeouts for the second time in his career (2019: 215)
- * Pitched in his fourth Postseason, going 0-2 over four starts with a 4.91 ERA (12 ER/18.1 IP)...struck out 18 batters and walked nine

Was a solid performer at home, going 11-2 over 19 starts for a 2.05 ERA (28 ER/123.0 IP) with 130 strikeouts...tossed 7.0+ innings 14 times this year, including 7.2 frames on August 20 against the Mets...struck out double digit batters four times, registering wins in two of those starts...faired well before the All-Star break, posting a 9-1 record over 18 games with a 2.36 ERA (30 ER/114.1 IP)...went undefeated on Saturdays, posting a perfect 5-0 mark across seven games...smashed his first career double on June 2 against St. Louis, earning his first career multi-RBI games, and later collected his second double just one month later on July 5 at Miami...committed just his second fielding error of his career in his start against the Padres on April 16

2020

- * Went 1-0 with a 3.44 ERA in eight starts during the 60-game season, holding opponents to a .178 batting average with a 0.95 WHIP...struck out 42 against 11 walks in 36.2 innings
- * Limited to just 36.2 innings in the regular season due to two IL stints caused by blisters (Aug. 26-Sept. 2; Sept. 10-24)
- * Helped lead the Dodgers to their 2020 World Championship, going 2-0 with a 1.80 ERA (5 ER/25.0 IP) in five Postseason starts...limited opponents to a .196 batting average (18-for-92) with 39 strikeouts in 25.0 Postseason innings
- * Tossed 6.0 innings of one-run ball to pick up the win in World Series Game 3 over the Rays (Dodgers 6-2 win), striking out 10, allowing just three hits and walking one...became the first pitcher in World Series history to strike out 10 while not pitching more than 6.0 innings

2019

- * Finished the season going 13-4 with a 3.24 ERA (64 ER/177.1 IP) in a career-high 30 starts, limiting opponents to a .223 average while posting a 1.04 WHIP

* Led the National League in winning percentage (.778) and complete games (2) and ranked among leaders in wins (T-6th), WHIP (6th, 1.04), strikeout-to-walk ratio (3rd, 5.81), walks per 9.0 innings (6th, 1.83), ERA (9th) and strikeouts per 9.0 innings (7th, 10.51)

* Struck out 200 batters for the first time in his career, leading Dodger pitchers with 215 strikeouts and ranking 10th in the NL in that category

Buehler's five games with double-digit strikeouts and no walks were the most in the National League and only second to Justin Verlander (6) and Gerritt Cole (7) in the Major Leagues... according to STATS, his five such games are the most by any MLB pitcher 25 or younger in a season in the live-ball era (since 1920)...joined Pedro Martinez and Doc Gooden as the only MLB pitchers with multiple starts of 15 strikeouts and no walks in the same season (June 21 vs. Colorado and August 3 vs. San Diego)...had success against batters on both sides of the plate, holding left-handed hitters to a .218 average (74-for-339) and righties to a .226 mark (74-for-327)...was selected to his first All-Star Game after going 8-1 with a 3.46 ERA while posting a 0.99 WHIP in 17 first half starts...made two NLDS starts against the Nationals, allowing only one earned run in 12.2 innings of work, striking out 15 batters against six walks while posting a 0.87 WHIP

2018

* Finished third in the Rookie of Year voting, going 8-5 with a 2.62 ERA (40 ER/137.1 IP) in 24 games (23 starts)...struck out 151 batters against just 37 walks and limited hitters to a .193 average

* Made his first career big league start on April 23 against Miami at Dodger Stadium after being recalled from Triple-A Oklahoma City

* Pitched in Game 163 against the Rockies and recorded the win to help the Dodgers secure their sixth straight NL West Title, after allowing just one hit and striking out three over 6.2 scoreless innings

* Made four Postseason starts (0-1), posting a 3.80 ERA (10 ER/23.2 IP), while limiting opponents to a .190 average and posting a 0.85 WHIP...struck out 29 batters against only four walks

* His eight strikeouts in 7.0 innings of Game 3 of the NLCS against the Brewers were the second-most in an NLCS start by a rookie in Dodger history, trailing just Tim Belcher, who struck out 10 in Game 2 of the 1988 NLCS vs. the Mets...his 7.0 innings pitched tied Belcher (1988 Game 5) and teammate Hyun-Jin Ryu (2013 Game 3) for the third-longest LCS start by a Dodger rookie, behind Fernando Valenzuela (8.2 IP, 1981 Game 5) and Belcher (8.1 IP, 1988 Game 2)

* Became just the second rookie in MLB history to start Game 7 of an LCS (Oct. 20 at MIL), joining Boston's Daisuke Matsuzaka (2007 ALCS against Cleveland)

* Started Game 3 of the World Series for the Dodgers, logging 7.0 shutout innings while allowing two hits and striking out seven batters without issuing a walk in a no-decision...became the third pitcher in World Series history to log those numbers or better in a Fall Classic contest, joining Roger Clemens (2000) and Don Larsen (1956)...Buehler is the first pitcher younger than 25 years old to accomplish the feat in any Postseason game

As a starter, went 8-4 with a 2.31 ERA (35 ER/136.1 IP), a .185 opponents' batting average and a 0.92 WHIP...ranked among the best starters in the big leagues (min. 125 IP) in ERA (5th), opponents' batting average (3rd), opponents' OBP (.249, 5th), opponents' SLG (.282, 2nd), opponents' OPS (.531, 2nd), WHIP (5th), hits per nine innings (5.94, 3rd) and home runs per nine innings (0.73, 9th)...also ranked among NL starters in strikeout-to-walk ratio (4.08, 8th) and strikeouts per nine innings (9.90, 12th)...finished the season with the lowest WHIP (0.92) among rookie pitchers with 20 or more starts since 1913, and the second lowest opponents' OBP (.249), behind just Dick Hughes' .248 mark in 1967 with the Cardinals...his .185 opponents' batting average also ranked the fourth lowest, while his .531 opponents' OPS was the fifth lowest...was dominant in the second half of the season, going 4-3 with a 2.03 ERA (18 ER/80.0 IP) and holding opposing hitters to a .165/.242/.266 slashline, while striking out 92 batters against just 24 walks in 13 starts...among starters with 10 or more starts since the All-Star break, he finished with the second best opponent's batting average in the big leagues, while ranking among the best in WHIP (0.88, 4th), ERA (5th) and strikeouts (T-10th)...in 13 games (12 starts) at home, he put up a 4-3 record with a 1.93 ERA (16 ER/74.2 IP) and held hitters to a .174 average...among starters with 10 or more starts at home, his 0.83 WHIP was the best in the Majors, while his ERA (1.93 ERA, 8th) and opponents' batting average (.174, 3rd) ranked among the best in the big leagues...was named to Baseball America's 2018 All-Rookie Team

2017

* Saw his first big league action in just his second professional season and made eight relief appearances going 1-0 with a 7.71 ERA (8 ER/9.1 IP)

* In the Majors, he struck out 12 against eight walks in 9.1 innings...held left-handed hitters to a .188 average and limited the opposition to a .182 mark with runners in scoring position

* Had his contract selected from Triple-A Oklahoma City on Sept. 6 and made his big league debut the next day (Sept. 7), tossing 2.0 scoreless innings of relief with two strikeouts against the Rockies

Recorded his first Major League win on Sept. 21, 2017 at Philadelphia, tossing a scoreless inning of relief with two strikeouts in the Dodgers' 5-4 victory...selected as the Dodgers Branch Rickey Minor League Pitcher of the Year after going 3-3 with one save and posting a 3.35 ERA (33 ER/88.2 IP) in 28 combined games (19 starts) with Advanced-A Rancho Cucamonga, Double-A Tulsa and Triple-A Oklahoma City...rated by MLB.com as the Dodgers' No. 1 prospect and was rated by Baseball America as the 17th best overall prospect in baseball...in the minors, held hitters to a combined .208 average, while striking out 125 batters against just 31 walks in 88.2 innings...named Texas League Pitcher of the Week in the week ending

July 2 and was selected as MiLB.com Organizational All-Star

2016

Spent his first professional season with Rookie-Level AZL Dodgers, where he appeared in one game...he threw 2.0 scoreless innings with three punchouts, recording one win....graduated to Single-A Great Lakes on August 28, pitching in two games (one start) over 3.0 innings, striking out three batters against three walks.

PERSONAL

Walker Anthony Buehler...married longtime girlfriend McKenzie in 2021 and welcomed daughter Finley in 2024... played college ball at Vanderbilt University and was a member of the 2014 College World Series championship team...pitched against UC Irvine in the College World Series where he tossed 5.1 hitless innings with seven strikeouts to earn the win...as a freshman in 2013 he earned a spot on the SEC First-Year Academic Honor Roll...graduated from Henry Clay (KY) High School...was named a two-time Kentucky All-State and two-time All-City team member and had his jersey retired at the high school... owns the single-season strikeout record at Henry Clay HS with 98 strikeouts over 66.0 innings...hosts a charity golf tournament in Lexington, KY every year to benefit the Kids Cancer Alliance...drafted by the Pirates in the 14th round of the 2012 First-Year Player Draft out of Henry Clay HS but did not sign...selected by the Dodgers in the first round (24th overall pick) of the 2015 First-Year Player Draft from Vanderbilt University and was signed by scout Marty Lamb

Career Pitching Record																			
Year	Team	W-L	ERA	G	GS	CG	SHO	SV	IP	H	R	ER	HR	HB	BB	SO	WP	BK	AVG
2016	Great Lakes	0-0	0.00	2	1	0	0	0	3.0	0	0	0	0	1	3	3	0	0	.000
	AZL Dodgers	1-0	0.00	1	0	0	0	0	2.0	0	0	0	0	0	0	3	0	0	.000
2017	LOS ANGELES	1-0	7.71	8	0	0	0	0	9.1	11	8	8	2	0	8	12	1	0	.306
	Oklahoma City	1-1	4.63	12	3	0	0	1	23.1	19	12	12	1	0	11	34	3	1	.216
	Tulsa	2-2	3.49	11	11	0	0	0	49.0	40	19	19	5	0	15	64	1	0	.225
	Rancho Cucamonga	0-0	1.10	5	5	0	0	0	16.1	8	3	2	0	1	5	27	0	0	.143
2018	LOS ANGELES	8-5	2.62	24	23	0	0	0	137.1	95	43	40	12	6	37	151	4	0	.193
	Oklahoma City	1-0	2.08	3	3	0	0	0	13.0	10	4	3	0	1	4	16	1	0	.204
	Rancho Cucamonga	0-0	3.00	1	1	0	0	0	3.0	2	1	1	0	0	1	5	0	0	.182
2019	LOS ANGELES	14-4	3.26	30	30	2	0	0	182.1	153	77	66	20	7	37	215	4	0	.223
2020	LOS ANGELES	1-0	3.44	8	8	0	0	0	36.2	24	18	14	7	1	11	42	4	0	.178
2021	LOS ANGELES	16-4	2.47	33	33	0	0	0	207.2	149	61	57	19	6	52	212	5	0	.199
2022	LOS ANGELES	6-3	4.02	12	12	1	1	0	65.0	67	30	29	8	2	17	58	1	0	.263
2023	Oklahoma City	0-0	0.00	1	1	0	0	0	2.0	0	0	0	0	0	0	2	0	0	.000
Major League- 6 years		46-16	3.02	115	106	3	1	0	638.1	499	237	214	68	22	162	690	19	0	.212
Dodger Totals- 6 years		46-16	3.02	115	106	3	1	0	638.1	499	237	214	68	22	162	690	19	0	.212
Minor League- 4 years		5-3	2.98	36	25	0	0	1	111.2	79	39	37	6	3	39	154	5	1	.197

Career Postseason Pitching Record																			
Year	Team	W-L	ERA	G	GS	CG	SHO	SV	IP	H	R	ER	HR	HBP	BB	SO	WP	BK	
2018	NLDS: LAD vs. ATL	0-0	9.00	1	1	0	0	0	5.0	2	5	5	1	0	3	7	0	0	
	NLCS: LAD vs. MIL	0-1	3.86	2	2	0	0	0	11.2	12	5	5	2	0	1	15	1	0	
	WS: LAD vs. BOS	0-0	0.00	1	1	0	0	0	7.0	2	0	0	0	0	0	7	0	0	
2019	NLDS: LAD vs. WAS	1-0	0.71	2	2	0	0	0	12.2	5	1	1	0	1	6	15	0	0	
2020	NLWC: LAD vs. MIL	0-0	4.50	1	1	0	0	0	4.0	3	2	2	1	0	2	8	0	0	
	NLDS: LAD vs. SD	0-0	2.25	1	1	0	0	0	4.0	2	1	1	0	0	4	8	0	0	
	NLCS: LAD vs. ATL	1-0	0.82	2	2	0	0	0	11.0	10	1	1	1	0	5	13	1	0	
	WS: LAD vs. TB	1-0	1.50	1	1	0	0	0	6.0	3	1	1	0	0	1	10	0	0	
2021	NLDS: LAD vs. SF	0-1	3.38	2	2	0	0	0	10.2	9	4	4	2	0	3	9	0	0	
	NLCS: LAD vs. ATL	0-1	7.04	2	2	0	0	0	7.2	13	8	6	1	0	6	9	0	0	
Postseason Totals		3-3	2.95	15	15	0	0	0	79.2	61	28	26	8	1	31	101	2	0	
WC Totals		0-0	4.50	1	1	0	0	0	4.0	3	2	2	1	0	2	8	0	0	
LDS Totals		1-1	3.06	6	6	0	0	0	32.1	18	11	11	3	1	16	39	0	0	
LCS Totals		1-2	3.66	6	6	0	0	0	30.1	35	14	12	4	0	12	37	2	0	
WS Totals		1-0	0.69	2	2	0	0	0	13.0	5	1	1	0	0	1	17	0	0	

Career Single-Game Bests			
Low-Hit Complete Game:	3, June 21, 2019 vs. COL	Most Strikeouts:	16, June 21, 2019 vs. COL
Most Innings Pitched Starter:	9.0 (2x), last: August 3, 2019 vs. SD	Most Walks:	4, (4x), last: August 8, 2021 vs. LAA
Most Innings Pitched Reliever:	2.0 (2x), last: Sept. 29, 2017 at COL	Longest Winning Streak:	9 games, Sept. 27, 2019 - June 19, 2021
Most Earned Runs Allowed:	7, June 27, 2019 at COL	Longest Losing Streak:	3 games, June 28- July 31, 2018

Career Fielding Record							
Position	PCT	G	PO	A	E	TC	DP
Pitcher	.980	31	68	2	101	3	0

Career Transactions

• June 8, 2015: Drafted by the Los Angeles Dodgers in the 1st round (24th pick) of the 2015 amateur draft. Player signed July 17, 2015.

Injured List

- June 12 - July 13, 2018 (right rib microfracture)
- August 23 - Sept. 2, 2020 (right hand blister)
- Sept. 9 - Sept. 24, 2020 (right hand blister)
- June 11, 2022 - November 9, 2022 (Tommy John surgery)
- April 1 - Oct. 15, 2023 (TJ recovery)



Diego
CARTAYA

C | 76

@ diegocartaya07

Bats: Right **Throws:** Right
Height: 6-3 **Weight:** 219
Opening Day Age: 22
Born: September 7, 2001 in Maracay, Venezuela
Resides: Phoenix, AZ
Acquired: Signed as an international free agent on July 2, 2018

Career Highlights

- * The Venezuelan born catcher enters his fifth season with the Dodgers organization
- * Owns a .241/.346/.459 slash line with a .805 OPS across 268 minor league games with 50 doubles, three triples, 55 home runs, and 182 RBI...has logged 1395.1 innings behind the dish with 160 starts, tallying 1696 put-outs with just 16 errors over 1,842 chances
- * Named the 2022 Branch Rickey Minor League Player of the Year after slashing .254/.389/.503 over two levels this season and was later selected as a member of the 2022 Futures Game roster, where he went 0-for-2
- * Had his first multi-home run game of his career on June 6, 2021 vs. Inland Empire...went 2-for-4 with two runs in that matchup
- * Rated the #8 overall prospect and number two catcher according to MLB in 2022...placed first on Los Angeles Dodgers' top prospect list that same year
- * Spent the 2022 campaign split between the Rancho Cucamonga Quakes and Great Lakes Loons...slashed a combined .254/.389/.503 over a 95-game period and started 64 games at catcher
- * Signed as an international free agent from Maracay, Venezuela on July 2, 2018 and secured a minor league contract

Year-By-Year

2023

- Spent the entirety of the season with Double-A Tulsa, slashing .189/.278/.379 with a .657 OPS in 93 games
- Launched 67 hits, 10 doubles, 19 home runs and 57 RBI in 354 at-bats
- Played in 68 games behind the plate (65 starts) for a .988 fielding percentage, committing nine errors over 753 total chances in 675.2 innings...threw out 23 runners

Recorded 14 games with multiple RBI...had his best month in May, slashing .219/.363/.500 with five home runs and 14 RBI...smashed a five-game hitting streak, going 7-for-20 (.350) with one home run and two RBI...hit .204 (57-for-204) off righties compared to .135 off lefties (10-for-74)

2022

- Split his time between Single-A Rancho Cucamonga Quakes and High-A Great Lakes Loons, toting a .254/.389/.503 slashline and .892 OPS
- Compiled 74 runs, 92 hits, 23 extra-base hits, 22 home runs, and 72 RBI...struck out 119 times against 63 walks over 95 games
- The backstop displayed exceptional handywork, earning a .992 fielding percentage
- Posted a career-high of 60 assists...committed just six errors over 755 total chances as a catcher
- Averaged .260 (34-for-131) for nine doubles and 31 RBI...logged a .955 OPS over 33 Quakes games
- Crowned 2022 Branch Rickey Minor League Player of the Year...stole 78 bases and totaled 689 putouts in 555.1 appearances behind the dish
- Selected to display his talents at the 2022 Futures Game...went 0-for-2
- Named the Los Angeles Dodgers number one overall prospect...ranked eighth overall prospect and number two catcher according to MLB in 2022

Went 4-for-4 and registered six RBI vs. Visalia Rawhide on April 30, a career best...registered a .251/.379/.476 slash line with the High-A Loons...slugging 13 of 22 homers on the season and totaling 41 RBI...posted a .989 fielding percentage over 41 starts as a catcher

2021

- Spent all season with Single-A Rancho Cucamonga, batting .298/409/.614 with a 1.023 OPS across 31 games...tallied six doubles, ten home runs, and 31 RBI while striking out 37 times and walking 18 times
 - Started all 31 games at catcher, registering a .997 fielding percentage...committed just one error in 334 total chances
 - Charted a career-high four RBI three times during the year: (5/29 vs. Stockton, 6/11 at Lake Elsinore, and 7/10 vs. Lake Elsinore)
 - Had his first multi-home run game of his career on June 6 vs. Inland Empire...went 2-for-4 with two runs in that matchup
 - Recorded a nine-game hit streak from May 25 - June 8, averaging .389 (14-for-36) with 13 RBI with five home runs
- Was offensively strong at home, batting .353/470/.779 with a 1.249 OPS and eight home runs with 21 RBI... had his best month in May, batting .412 (7-for-17) with two doubles, two home runs, and seven RBI...was dependable with bases loaded and with runners in scoring position, totaling a .333 and .293 average respectively...safely hit in 22 of his 31 games

2020

- Did not participate in the 2020 season after the minor league season was canceled

2019

- Split time between two rookie-level teams during his first professional season with Los Angeles
- Over 13 games with DSL Dodgers Bautista posted a .240 average (12-for-50) with two doubles, two triples, one homerun, and nine RBI...started nine games behind the dish and committed only one error
- Averaged .296 (40-for-135) for 10 doubles and 13 RBI with AZL Dodgers Mota...also posted a .989 fielding percentage over 28 games started at catcher

Personal

Diego Armando Cartaya...born on September 7, 2001 in Maracay, Venezuela...the catcher was signed as an international free agent on July 2, 2018

Career Batting Record																				
Year	Team	AVG	G	AB	R	H	2B	3B	HR	RBI	SH	SF	HBP	BB	SO	SB	CS	OBP	SLG	E
2019	DSL Dodgers	.240	13	50	11	12	2	2	1	9	0	1	1	5	11	0	0	.316	.420	1
	AZL Dodgers	.296	36	135	25	40	10	0	3	13	0	2	2	11	31	1	0	.353	.437	3
2021	Rancho Cucamonga	.298	31	114	31	34	6	0	10	31	0	1	4	18	37	0	0	.409	.614	1
2022	Rancho Cucamonga	.260	33	131	31	34	9	1	9	31	0	0	9	23	44	0	0	.405	.560	1
	Great Lakes	.251	62	231	43	58	13	0	13	41	0	2	9	40	75	1	0	.379	.476	5
2023	Tulsa	.189	93	354	51	67	10	0	19	57	0	4	8	37	117	0	0	.278	.379	2
Minor League- 4 years		.241	268	1015	192	245	50	3	55	182	0	10	33	134	315	2	0	.346	.459	16

Career Transactions

- July 2, 2018: Signed as an international free agent out Maracay, Venezuela

Injured List

- No injuries at the Major League level



Hunter FEDUCCIA

C | 67

@feduccia_7

Bats: Left **Throws:** Right

Height: 6-2 **Weight:** 215

Opening Day Age: 26

Born: June 5, 1997 in Lake Charles, LA

Resides: Lake Charles, LA

Acquired: Drafted in the 12th round of the 2018 First-Year Player Draft out of LSU

Career Highlights

- * Former Louisiana State University backstop enters his third big league camp and first as a member of the Dodgers 40-man roster after spending the 2023 season with Triple-A Oklahoma City
- * In five minor league seasons, owns a .263 batting average with 71 doubles, 40 home runs and 206 RBI in 365 games...has drawn 201 walks in 1481 plate appearances for a .363 on-base percentage
- * Owns a career .994 fielding percentage at catcher, committing 18 errors over 3,143 total chances in 2,762.0 innings in 324 games (310 starts)
- * Named Pacific Coast League Player of the Week for the week of April 17-23, 2023 with Triple-A Oklahoma City after smashing a .555 (10-for-18) average with three doubles, two homers, five runs and 13 RBI, including three games with four RBI April 18-20
- * Clubbed two homers against the Triple-A Tacoma Rainiers in his first career multi-homer game on July 12, 2022
- * In his first pro season in 2018, combined to .287 average with a .392 OBP in 34 games with Rookie-advanced Ogden and Single-A Great Lakes
- * Selected by Los Angeles in the 12th round of the 2018 First-Year Player draft out of Louisiana State University

Year-By-Year

2023

- Spent the entirety of the season with Triple-A Oklahoma City (90 G) while slashing .279/.387/.451 with a .838 OPS and 18 doubles, two triples, 11 home runs and 57 RBI
 - Set career-highs in multiple categories, including games (90), at-bats (319), runs (61), hits (89), total bases (144), RBI (57) and walks (58)...and tied his career-high in triples (2)
 - Appeared in 86 games (82 starts) for a .994 fielding percentage, only committing five errors in 837 total chances over 741.1 innings...threw out 21 runners
 - Named Pacific Coast League Player of the Week for the week of April 17-23 after smashing a .555 (10-for-18) average with three doubles, two homers, five runs and 13 RBI, including three games with four RBI April 18-20
- Had his best month in April, slashing .362/.516/.638 with a 1.154 OPS in 15 games with three home runs and 18 RBI...hit .293 (67-for-229) off righties compared to .244 (22-for-90) off lefties...boasted a 15.3-percent walk rate and 20.8-percent strikeout rate...had a five-hit game on April 18 against Albuquerque, finishing the day 5-for-5 with two runs, one double, one home run and five RBI

2022

- Season was divided between the Triple-A Oklahoma City Dodgers and Double-A Tulsa Drillers...assigned to Triple-A on June 29, 2022
- Batted a combined .238 with 46 runs, 20 doubles, one triple, and 51 RBI overall...produced a 1.000 fielding percentage with no errors in 67 games (66 starts) as a catcher
- Summed up his first Triple-A stint, slugging .473 and hit .240 (36-for-150) with 14 doubles, seven homers, and 25 RBI
- With Double-A Tulsa, put up an .236 average (34-for-144), 26 RBI, eight longballs, and seven extra-base hits...struck out 38 times against 24 walks

Presented a threat to right-handed pitchers as he hit seven homers off them...had two five-RBI games with Triple-A Oklahoma City on July 22 vs. Triple-A Sacramento River Cats and on Aug. 20 vs. Sugar Land Space Cowboys...totaled 12 multi-RBI games this season...cranked out two dingers against the Triple-A Tacoma Rainiers in his first career multi-homer game on July 12

2021

- Played all of the 2021 season with Double-A Tulsa, appearing in 86 games while slashing .254/.343/.398 with nine doubles, one triple, ten home runs, and 45 RBI with 39 walks against 62 strikeouts

- Caught a career-high 70 games, starting 64 of those contests...produced a .999 fielding percentage, committing just one error in 676 total chances
- Recorded 39 assists, a career-high, and helped in three double plays on the year...caught 22 of 52 base stealers
- Batted well at home, averaging .286 (40-for-140) with four doubles, four home runs, and 23 RBI...batted three points higher at .289 in the month of September, going 13-for-45 with three doubles and seven RBI
- Was invited to his first professional spring training as a non-roster invitee

2020

- Did not participate in the 2020 season after the minor league season was canceled

2019

- Split the season between Advanced-A Rancho Cucamonga and Single-A Great Lakes, batting .275 with five homers and 43 RBI

Personal

Hunter Feduccia...played one season at Louisiana State University after transferring from Division II LSU-Eunice, where he was the school's defensive player of the year in 2016-17...voted as the No. 4 pro prospect in the 2017 Northwoods League by Baseball America after batting .348 with seven homers and 41 RBI in 46 games with the Rockford (Ill.) Rivets...won three state championships at Barbe High School in Lake Charles, LA...selected by Los Angeles in the 12th round of the 2018 First-Year Player draft out of Louisiana State University.

Career Batting Record

Year	Team	AVG	G	AB	R	H	2B	3B	HR	RBI	SH	SF	HBP	BB	SO	SB	CS	OBP	SLG	E
2018	Ogden	.250	3	8	2	2	0	0	0	1	0	0	1	3	1	0	0	.500	.250	1
	Great Lakes	.290	31	100	6	29	6	0	0	9	1	2	1	15	31	1	0	.381	.350	5
2019	Great Lakes	.288	50	184	34	53	17	1	4	31	0	3	0	36	42	1	0	.399	.457	1
	Rancho Cucamonga	.239	22	71	8	17	1	1	0	12	2	0	0	9	19	1	2	.325	.282	5
2021	Tulsa	.254	86	284	44	72	9	1	10	45	0	3	1	39	62	0	0	.343	.398	1
2022	Tulsa	.236	43	144	21	34	6	1	8	26	0	2	0	24	38	0	0	.341	.458	0
	Oklahoma City	.240	40	150	25	36	14	0	7	25	0	0	1	17	45	0	0	.321	.473	0
2023	Oklahoma City	.279	90	319	61	89	18	2	11	57	0	3	0	58	79	0	0	.387	.451	5
Minor League - 5 years		.263	365	1260	201	332	71	6	40	206	3	13	4	201	317	3	2	.363	.425	18

Career Transactions

- June 8, 2018: Selected in the 12th round of the 2018 First-Year Player Draft out of Louisiana State University

Injured List

- Has not been on the injured list in the Major Leagues



J.P. FEYEREISEN RHP | 45

@jp.feyereisen

Bats: Right **Throws:** Right

Height: 6-2 **Weight:** 215

Opening Day Age: 31

Born: February 7, 1993 in River Falls, WI

Resides: River Falls, WI

Acquired: Traded from Tampa Bay in exchange for LHP Jeff Belge on Dec 14, 2022

ML Service: 3.108

MLB Debut: July 24, 2020

Career Highlights

- * Wisconsin native owns an 8-4 Major League record in 83 games with a 2.31 ERA (23 ER/89.2 IP) and 85 strikeouts to 43 walks as he enters his fourth season at the big league level
- * In the Minor Leagues, possesses a 29-15 overall record across 223 relief appearances with a 1.12 WHIP and 2.53 ERA (88 ER/313.1 IP)...has limited opponents to a .200 average
- * Traded to the Dodgers on Dec. 14, 2022 for LHP Jeff Belge after being designated for assignment by the Tampa Bay Rays the day before
- * Made his Major League debut on Opening Day on July 24, 2020 at Chicago-NL with the Milwaukee Brewers...pitched 0.2 scoreless innings, allowing one hit and struck out one, sitting down Kris Bryant for his first Major League strikeout
- * Became the 10th Wisconsin-born player to play for the Brewers upon his debut
- * Recorded his first career save on May 23, 2021 at Toronto after pitching around a two-out single for a scoreless ninth inning
- * Pitched to his first career win on May 26, 2021 vs. Kansas City, after giving up the game-tying home run and later being the pitcher of record when the Rays walked off the win in the 10th inning
- * Did not allow an earned run in his first 17 games of the 2021 season, marking the third-longest streak to start a season in Brewers history behind Francisco Rodriguez (19 G, 2014) and Trevor Hoffman (18 G, 2009)
- * Named an Eastern League Mid-Season All-Star in 2016...led the EL in strikeout-per-nine innings ratio (12.03) and ranked third with a .185 (38-for-205) opponents batting average
- * Selected by Cleveland in the 16th round of the 2014 Amateur Draft out of the University of Wisconsin-Stevens Point

Year-By-Year

2023

- Missed the entire 2023 season recovering from right shoulder surgery
- Started the Feyereisen Foundation in 2023 with his sister Tessa and her wife, Becca, to help empower individuals with disabilities and enhance their quality of life

2022

- Twirled a perfect 4-0 record paired over 22 games, not allowing a run over 24.1 innings, striking out 25 for a 9.25 strikeout-per-nine innings mark and .086 average
- Struck out the side three times: April 17 at CWS, May 15 vs. TOR, and May 25 vs. MIA and pitched 1.0+ innings seven of 22 games, firing 2.0 innings on three occasions (April 17 at CWS, April 23 vs. BOS, April 28 vs. SEA)
- Placed on the Injured List on June 3 with right shoulder impingement, where he remained for the rest of the season... was designated for assignment on Dec. 13 and traded to the Dodgers on Dec. 14 for LHP Jeff Belge

2021

- Went 4-4 with a 2.73 ERA (17 ER/56.0 IP) in 55 games between the Brewers and Rays after he was acquired on May 21...was named to his second Opening Day roster for the Brewers
- Did not allow an earned run in his first 17 games of the season, marking the third-longest streak to start a season in Brewers history behind Francisco Rodriguez (19 G, 2014) and Trevor Hoffman (18 G, 2009)

- Put on the 10-day Injured List from July 21-Aug 29 with right shoulder discomfort...went 0-1 with a 2.51 ERA (14.1-IP, 4-ER) in 13 games after returning
- According to Statcast, averaged 93.1 mph on his 4-seam fastball and had a whiff rate of 40.2 pct. on his changeup and 45.3 pct. on his slider...opponents hit .145 (9-for-62) with 23 SO in at-bats ending with the changeup
- Recorded his first career save on May 23 at Toronto after pitching around a two-out single for a scoreless ninth inning
- Pitched to his first career win on May 26 vs. Kansas City, after giving up the game-tying home run and later being the pitcher of record when the Rays walked off the win in the 10th inning

• In his first career Postseason, went 0-1 with a 2.45 ERA (1 ER/3.2 IP) over three games in the ALDS against the Red Sox

2020

- Made his Major League debut on Opening Day at Chicago-NL with the Milwaukee Brewers...pitched 0.2 scoreless innings, allowing one hit and struck out one, sitting down Kris Bryant for his first Major League strikeout
- Became the 10th Wisconsin-born player to play for the Brewers
- Made six relief appearances with MIL, posting a 5.79 ERA (6 ER/9.1 IP) with seven strikeouts and five issued walks...pitched in six games over three stints with the club

2019

- Went 10-2 with a 2.49 ERA and seven saves in 40 relief appearances at Triple-A Scranton/Wilkes-Barre and was named an International League All-Star
- Tied for second in the league in wins (10) while holding opponents to a .173 batting average with 94 strikeouts in 61.1 innings...produced a 13.79 strikeout-per-nine innings mark
- Was traded by New York-AL to Milwaukee on 9/2 and added to the 40-man roster on 11/20

2018

- Produced a 6-6 record in 37 relief games with Triple-A Scranton/Wilkes-Barre, pitching to a 3.45 ERA (23 ER/60.0 IP) with 59 strikeouts
- Pitched 1.0+ innings 26 times in 37 appearances...longest outing was on April 20 vs. Toledo, firing 3.0 innings of one-run ball, striking out two and allowing two hits
- Struck out a season-high four batters on May 22 at PAW
- Was incredibly successful at home, registering a 5-2 record over 19 games and 31.2 IP, striking out 27 and walking 16...gave up only one home run

2017

- Combined at Double-A Trenton and Triple-A Scranton/Wilkes-Barre to go 2-3 with four saves and a 3.27 ERA (63.1 IP, 49 H, 26R/23ER, 28 BB, 60 K, 3 HR) in 27 games...allowed five of his 23 ER in his final appearance, posting a 2.60 ERA (62.1IP, 18ER) in his first 26 appearances
- Began the season with Double-A Trenton, converting three saves and posting a 2.70 ERA (20.0 IP, 14 H, 6 ER, 8 BB, 18 K, 2 HR) in 13 appearances...was promoted to Triple-A Scranton/WB on 5/31 and went 2-3 with one save and a 3.53 ERA (43.1 IP, 35 H, 20R/17ER, 20 BB, 42 K) in 24 games

2016

- Split the season between Double-A Akron and Double-A Trenton and was 7-3 with five saves and a 1.70 ERA (58.1 IP, 38 H, 14R/11ER, 26 BB, 73 K, 3 HR) in 42 appearances
- Named an Eastern League Mid-Season All-Star...led the EL in strikeout-per-nine innings ratio (12.03) and ranked third with a .185 (38-for-205) opponents batting average
- Tallied a 4-3 record with five saves and a 2.23 ERA (40.1 IP, 30 H, 12R/10ER, 20 BB, 56 K) in 33 games with Akron...in nine appearances for Trenton following the trade, went 3-0 with a 0.50 ERA (18.0 IP, 8 H, 2R/1ER, 6 BB, 22 K)
- Tossed 6.2 scoreless innings (2 H, 4 BB, 12 K) over five postseason outings with the Thunder...following the season, pitched for Scottsdale in the Arizona Fall League, going 2-1 with one save and a 2.57 ERA (14.0 IP, 15 H, 5R/4ER, 7 BB, 18 K) in 10 games

2015

- Combined at Single-A Lake County and Single-A Lynchburg to go 1-1 with 12 saves and a 2.08 ERA (47.2 IP, 30 H, 11 ER, 16 BB, 56 K, 2 HR) in 46 appearances
- Opponents hit .179 (30-for-168)...limited lefties to a .250 average (13-for-52) and righties to a .147 average (17-for-116)
- Went 1-0 with 10 saves (in 11 chances) and a 1.08 ERA (16.2 IP, 7 H, 2 ER, 6 BB, 25 K) in 16 games for Lake County...was promoted on 5/26 to Lynchburg, where he had an 0-1 record, two saves and a 2.61 ERA (31.0 IP, 23 H, 9 ER, 10 BB, 31 K) in 30 outings

2014

- Made his professional debut with short-season Single-A Mahoning Valley and did not allow a run over 15 appearances, going 3-0 with four saves (17.0 IP, 9 H, 1 BB, 24 K)...opponents hit .150 (9-for-60)

Personal

Jonathon Paul Feyereisen...selected by Cleveland in the 16th round of the 2014 Amateur Draft out of the University of Wisconsin-Stevens Point...became the third UW-Stevens Point players to be drafted as a junior, joining Cody Koback in 2011 and Jordan Zimmermann in 2007...went 15-5 with a 3.05 ERA (180-IP, 61-ER) in 36 apps (26 starts) over three collegiate seasons...graduated from River Falls (Wisc.) High School

Career Pitching Record

Year	Team	W-L	ERA	G	GS	CG	SHO	SV	IP	H	R	ER	HR	HB	BB	SO	WP	BK	AVG
2014	Mahoning Valley	3-0	0.00	15	0	0	0	4	170	9	0	0	0	1	1	24	0	0	.150
2015	Lake County	1-0	1.08	16	0	0	0	10	162	7	2	2	1	0	6	25	0	0	.127
	Lynchburg	0-1	2.61	30	0	0	0	2	31.0	23	9	9	1	0	10	31	0	0	.204
2016	Arkansas	4-3	2.23	33	0	0	0	5	40.1	30	12	10	3	0	20	56	3	0	.205
	Trenton	3-0	0.50	9	0	0	0	0	18.0	8	2	1	0	4	6	22	0	0	.136
2017	Trenton	0-0	2.70	13	0	0	0	3	20.0	14	6	6	2	0	8	18	1	0	.206
	Scranton-WB	2-3	3.53	24	0	0	0	1	43.1	35	20	17	3	2	20	42	3	0	.224
2018	Scranton-WB	6-6	3.45	37	0	0	0	1	60.0	56	24	23	5	1	25	59	0	0	.253
2019	Scranton-WB	10-2	2.49	40	0	0	0	7	61.1	37	22	17	6	0	31	94	1	1	.173
2020	MILWAUKEE	0-0	5.79	6	0	0	0	0	9.1	4	6	6	3	1	5	7	0	0	.138
2021	GCL Rays	0-0	0.00	1	0	0	0	0	1.0	0	0	0	0	0	0	1	0	0	.000
	Durham	0-0	5.79	5	0	0	0	0	4.2	4	3	3	1	0	1	3	0	0	.222
	MILWAUKEE	0-2	3.26	21	0	0	0	0	19.1	10	9	7	2	0	11	20	1	0	.154
	TAMPA BAY	4-2	2.45	34	0	0	0	3	36.2	26	14	10	3	0	22	33	2	0	.197
2022	TAMPA BAY	4-0	0.00	22	0	0	0	1	24.1	7	1	0	0	0	5	25	0	0	.086
2023	LOS ANGELES								--DID NOT PLAY--										
Major League - 3 years		8-4	2.31	83	2	0	0	4	89.2	47	30	23	8	1	43	85	3	0	.153
Minor League - 7 years		29-15	2.53	223	0	0	0	33	313.1	223	100	88	22	8	128	375	8	1	.200

Career Single-Game Bests

Low-Hit Complete Game:	--	Most Strikeouts:	3, (4x), last, May 25, 2022 vs. MIA
Most Innings Pitched Starter:	--	Most Walks:	3, (3x), last, Sept. 12, 2021 at DET
Most Innings Pitched Reliever:	2.0, (9x), last, April 28, 2022 vs. SEA	Longest Winning Streak:	4 games, April 28 - current
Most Earned Runs Allowed:	4, May 16, 2021 vs. ATL	Longest Losing Streak:	2 games, April 18 - May 19, 2021

Career Fielding Record

Position	PCT	G	PO	A	E	TC	DP
Pitcher	1.000	83	7	3	0	10	0

Career Transactions

- June 7, 2014: Drafted by the Cleveland Indians in the 16th round of the 2014 amateur draft. Player signed June 9, 2014.
- July 31, 2016: Traded by the Cleveland Indians with Jackson Frazier, Ben Heller and Justus Sheffield to the New York Yankees for Andrew Miller.
- September 1, 2019: Traded by the New York Yankees to the Milwaukee Brewers for Brenny Escanio and international bonus slot money.
- May 21, 2021: Traded by the Milwaukee Brewers with Drew Rasmussen to the Tampa Bay Rays for Willy Adames and Trevor Richards.
- December 14, 2022: Traded by the Tampa Bay Rays to the Los Angeles Dodgers for Jeff Belge (minors).

Injured List

- July 21 - August 30, 2021 (right shoulder discomfort)
- June 3 - November 10, 2022 (right shoulder surgery)
- April 1 - Oct. 15, 2023 (shoulder surgery recovery)



Nick
FRASSO

RHP | 90

@n_frasso

Bats: Right **Throws:** Right

Height: 6-5 **Weight:** 200

Opening Day Age: 25

Born: October 18, 1998 in Torrance, CA

Resides: Torrance, CA

Acquired: Acquired by the Dodgers on August 2, 2022 in a trade from the Toronto Blue Jays

Career Highlights

- * Southern California native enters his fourth professional season and third with the Dodgers after being traded to the Dodgers on August 2, 2022
- * Owns a Minor League record of 4-6 record with a 2.96 ERA (50 ER/152.0 IP) in 44 games (43 starts)...has struck out 191 batters against 50 walks while holding them to a .217 average
- * Notched his first professional win on April 25, 2023 with Double-A Tulsa against Arkansas, spinning five innings and giving up three hits and one run
- * Garnered his first professional strikeout in his first professional start with Single-A Dunedin on May 20, 2021, getting Juan Aparicio looking on the 10th pitch of the at-bat
- * Named the Texas League Pitcher of the Month for April 2023, firing a 1-1 record with a 1.23 ERA (3 ER/22.0 IP) in five games and Pacific Coast League Player of the Week on August 27, 2023 after firing six scoreless innings in his August 27 start against Albuquerque, only giving up two hits and one walk while striking out four
- * Named the Northwest League Pitcher of the Week on July 10, 2022 after spinning four shutout innings, giving up only one walk and striking out ten in his start on July 4 at Everett
- * Acquired by the Dodgers on August 2, 2022 in a trade from the Toronto Blue Jays
- * Drafted in the fourth round of the 2020 MLB Draft by the Toronto Blue Jays

Year-By-Year

2023

- Began the season with Double-A Tulsa (21 G) before being promoted to Triple-A Oklahoma City on August 27
- With Double-A Tulsa, spun a 3-4 record with a 3.91 ERA (32 ER/73.2 IP), striking out 94 batters against 24 walks with a 1.25 WHIP
- In four games with Triple-A Oklahoma City, went 1-2 with a 3.26 ERA (7 ER/19.1 IP) while holding batters to a .257 average
- Notched his first professional win on April 25 with Tulsa against Arkansas, spinning five innings and giving up three hits and one run
- Named the Texas League Pitcher of the Month for April, firing a 1-1 record with a 1.23 ERA (3 ER/22.0 IP) in five games and Pacific Coast League Player of the Week on August 27 after firing six scoreless innings in his August 27 start against Albuquerque, only giving up two hits and one walk while striking out four

Tossed a 3-1 record on the road with Double-A Tulsa with a 2.84 ERA (14 ER/44.1 IP) compared to a 0-3 ERA with a 5.52 ERA (18 ER/29.1 IP) at home...had his best month of wins in August with Double-A Tulsa, going 2-0 with a 2.50 ERA (5 ER/18.0 IP) in four games

2022

- Split the season between four squads, beginning with Single-A Dunedin (7 GS) and Advanced-A Vancouver (3 GS) before being traded to the Dodgers organization on August 2...spent the rest of the season with Advanced-A Great Lakes (2 GS) and Double-A Tulsa (4 GS)
- With Single-A Dunedin, fired a 0-0 record with a 0.70 ERA (2 ER/27.2 IP) in seven games, striking out 42 batters against only eight walks

- In three games with Advanced-A Vancouver, tossed a 0-0 record with a 0.82 ERA (1 ER/11.0 IP) while holding batters to a .081 batting average
- First appeared with Advanced-A Great Lakes after being traded to the Dodgers, going 0-0 with a 1.59 ERA (1 ER/5.2 IP) in two starts with a 0.88 WHIP
- Pitched in four games with Double-A Tulsa, went 0-0 with a 5.40 ERA (7 ER/11.2 IP)
- Named the Northwest League Pitcher of the Week on July 10 after spinning four shutout innings, giving up only one walk and striking out ten in his start on July 4 at Everett

2021

- Appeared in three games (two starts) for Single-A Dunedin, going 0-0 with a 0.00 ERA (0 ER/5.0 IP) with eight strikeouts against two walks
- Garnered his first professional strikeout in his first professional start on May 20, getting Juan Aparicio looking on the 10th pitch of the at-bat

Personal

Nicholas Paul Frasso...born on October 18, 1998 in Torrance, California...parents Sandra and Vincent...attended Loyola Marymount University for three years...drafted by the Toronto Blue Jays in the fourth round of the 2020 MLB draft

Career Pitching Record																			
Year	Team	W-L	ERA	G	GS	CG	SHO	SV	IP	H	R	ER	HR	HB	BB	SO	WP	BK	AVG
2021	Dunedin	0-0	0.00	3	2	0	0	0	5.0	3	1	0	0	0	2	8	1	0	.158
2022	Dunedin	0-0	0.70	7	7	0	0	0	25.2	13	2	2	0	1	8	42	1	0	.146
	Vancouver	0-0	0.82	3	3	0	0	0	11.0	3	2	1	1	0	2	15	0	0	.081
	Great Lakes	0-0	1.59	2	2	0	0	0	5.2	5	1	1	0	0	0	9	0	0	.238
	Tulsa	0-0	5.40	4	4	0	0	0	11.2	12	7	7	1	0	7	10	2	0	.261
2023	Tulsa	3-4	3.91	21	21	0	0	0	73.2	68	34	32	4	7	24	94	1	0	.242
	Oklahoma City	1-2	3.26	4	4	0	0	0	19.1	19	9	7	0	3	7	13	2	0	.257
Minor League - 3 years		4-6	2.96	44	43	0	0	0	152.0	123	56	50	6	11	50	191	7	0	.217

Career Transactions

- July 15, 2020: Drafted by the Toronto Blue Jays in the fourth round of the 2020 First Year Player Draft out of Loyola Marymount University.
- August 2, 2022: Traded to the Los Angeles Dodgers along with LHP Moises Brito in exchange for RHP Mitchell White and IF Alex De Jesus

Injured List

- No Injuries at the Major League level



Freddie FREEMAN

IF | 5

@ **freddiefreeman**

Bats: Left **Throws:** Right
Height: 6-5 **Weight:** 220
Opening Day Age: 34
Born: September 12, 1989 in Villa Park, CA
Resides: Orange, CA
Acquired: Signed as a free agent
ML Service: 12.033
MLB Debut: April 30, 2019



Career Highlights

- * Southern California native enters his third season in Dodger Blue after helping lead the Atlanta Braves to a World Series win in 2021
- * Owns a career .301/388/514/.902 slashline across 1885 games in 14 seasons with the Braves (2010-21) and Dodgers (2022-23), totaling 1217 runs, 473 doubles, 29 triples, and 321 home runs for 1143 RBI...has stolen 89 bases
- * Named the 2020 National League MVP after slashing .341/462/640 with a 1.102 OPS across 60 games in the shortened season...scored 51 runs and totaled 37 extra-base hits (23 doubles, one triple, 13 home runs) for 53 RBI and received 28 of 30 first-place votes
- * Has racked up the accolades across his 13 Major League seasons with Atlanta and Los Angeles: 7x All-Star (2013-14, 2018-19, 2021-23), National League MVP (2020), 3x Silver Slugger (2019-21), Gold Glove (2018), 4x National League Player of the Month (Sept. 2016, Sept. 2020, Sept. 2022, May 2023), 2X All-MLB First Team (2020, 2023), 3x All-MLB Second Team (2019, 2021, 2022), MLB Players Choice NL Outstanding Player (2020), National League Hank Aaron award winner (2020), Baseball America MLB Player of the Year (2020), and 2x Wilson Defensive Player of the Year (2018-19)
- * Named the 2022 Roy Campanella Award winner, which is given to the Dodger player who best exemplifies the spirit and leadership of the late Hall of Fame catcher
- * Smashed his 300th home run, a grand slam, on May 8, 2023 in St. Louis off of LHP Genesis Cabrera...became the fifth player to do so in a Dodger uniform (Duke Snider (1957), Gil Hodges (1958), Gary Sheffield (2001), Adrian Gonzalez (2016))...also launched his 2,000th career hit on June 25 off of HOU's RHP Rafael Montero, an RBI double...became the 98th player to reach both feats in their career
- Set the Dodgers single-season franchise record in doubles in 2023 with 53, breaking Johnny Frederick's record from 1929 (52)
- * Collected his 1,000th hit as a Brave on July 6, 2017 at Washington in his 949th career game...became the eighth quickest Braves player in modern-era franchise history to get their 1,000 career hits all in a Braves uniform...clubbed his 1,000th career RBI on July 16 at Los Angeles-AL
- * Hit his first career grand slam in the fourth inning of Game 2 of a doubleheader on Sept. 4, 2020 off the Nationals' Tanner Rainey...hit his second career grand slam two days later, on Sept. 6, also against Washington...he is just the second player in Atlanta franchise history (since 1966) to hit two grand slams in a single series, and the first to do so in separate games...pitcher Tony Cloninger hit slams in both the first and fourth innings on July 3, 1966 at San Francisco
- * Has played all 162 games in a single season twice in his career (2016, 2014) while with the Braves...only Dale Murphy (4) and Jeff Francoeur (2) have had multiple seasons at 162 games in the Braves organization
- * Has hit for the cycle twice: Aug. 8, 2021 at Miami and again on June 15, 2016 vs. Cincinnati...became the first Braves player in the modern era (since 1900) to hit two cycles in his career
- * Has clocked 1859 games at first base in the Majors, producing a .996 fielding percentage, committing just 69 errors in 15,879 total chances across 16,057.1 innings...has also played 16 games at third base for a .971 fielding percentage
- * Made his Major League debut with the Braves on Sept. 1, 2010 against the Mets, going 0-for-3 in his first contest...later collected his first Major League hit on Sept. 5 against the Marlins, going 1-for-2 on the night and smashed his first big league home run on Sept. 21 at Philadelphia off Hall-of-Fame pitcher Roy Halladay
- * Originally selected in the second round in the 2007 First-Year Player Draft by the Atlanta Braves

Year-By-Year

2023

- Had an explosive year at the plate, slashing .331/.410/.567 with a .977 OPS in 161 games, leading to be named to the First-Team All ML B Team for the second time in his career (also 2020 with ATL)
- Garnered career highs in multiple categories: at-bats (637), hits (211), runs (131), total bases (361), doubles (59), stolen bases (23)...also had career-highs in a non-COVID season in batting average (.331) and on-base percentage (.410)
- Led the Majors in doubles (59) and extra base hits (90), and finished second in hits (211), second in runs scored (131) and third in batting average (.331)
- Had his first 200 hit season...last Dodger with 200 hits in a season was Adrián Beltré (2004) and last Dodger first baseman was Steve Garvey (1980)
- Became the first first baseman in AL/NL history with 200 hits, 20 homers and 20 steals in one season
- He is also the third player of all time with at least 200 hits, 50 doubles, 25 home runs and 20 stolen bases (Alfonso Soriano, 2002 and Chuck Klein, 1932)
- Notched a .999 fielding percentage at first base, committing only one error in 1,260 total chances across 1378.1 innings across 161 starts
- Named NL Player of the Month in May after slashing .400/.462/.722 with 6 HR and 26 RBI in 28 games. He recorded 46 hits, and 17 of them were doubles...also set Dodger records in extra-base hits (24) and doubles (17)
- * Smashed his 300th home run, a grand slam, on May 8, 2023 in St. Louis off of LHP Genesis Cabrera...became the fifth player to do so in a Dodger uniform (Duke Snider (1957), Gil Hodges (1958), Gary Sheffield (2001), Adrian Gonzalez (2016))...also launched his 2,000th career hit on June 25 off of HOU's RHP Rafael Montero, an RBI double...became the 98th player to reach both feats in their career

- Set the Dodgers single-season franchise record in doubles with 53, breaking Johnny Frederick's record from 1929 (52)
- Selected to his 7th NL All-Star Team this year after slashing .320/.396/.556 with 17 home runs and 61 RBI in 89 games
- Finished third in National League Most Valuable Player voting, receiving 17 third place votes and 13 fourth place votes, finishing behind teammate Mookie Betts and the unanimous winner Ronald Acuña Jr. Smashed 10-for-18 (.556) with the bases loaded this season...named NL Player of the Week on Aug. 6 after slashing .500/.536/.923 with 2 HR and 7 RBI...slashed .351/.445/.617 on the road compared to .312/.373/.517 at Dodger Stadium...had two multi-homer games, launching two home runs each on April 17 against NYM and July 22 at TEX...his 211 hits were most by a Dodger since 1962 (Tommy Davis)...belted 24 multi-extra base hit games...stroked a 20 game hitting streak from May 10-31, going .457 (37-for-81) with 11 doubles, one triple, five homers and 21 RBI

2022

- Was a dominant offensive threat during his first season in Dodger Blue, slashing .325/.407/.511/.918 for 117 runs, 47 doubles, two triples, 21 home runs, and 100 RBI...was named to his third All-MLB Second team and second in a row for his efforts
- Led the National League in multiple offensive categories, including doubles (1st, 47), hits (1st, 199), plate appearances (1st, 708), at-bats (6th, 612), and games played (7th, 159)...also led the Dodger offense in games (2nd, 159), at-bats (2nd), runs (T-1st, 117), hits (1st), doubles (1st), home runs (T-3rd, 21), RBI (1st, 100), and walks (2nd, 84)
- Collected triple-digit RBI (100) for the first time since the 2019 season...also swiped a career-best 13 bases in 16 tries, first double-digit steal count since 2018 and tied Jackie Robinson (1950) for the most doubles (18) through the team's first 44 games
- Slugged his first hit in Dodger Blue in his first game with the team on Opening Day on April 8 at Colorado with an infield single in the sixth inning
- Led the Majors with 57 multi-hit games, finishing with one more than Bo Bichette...recorded 20 games with 3+ hits, most in baseball
- Named the National League Player of the Month in Sept. after slashing .337/.473/.512/.985 in 25 games for three doubles, four homers, and 16 RBI...third time in his career he was named NL Player of the Month, all in Sept. (2016, 2020)
- Become the Dodgers' everyday first baseman, tabbing 159 games at the position...committed just five errors and added 91 assists in 1377.2 innings of work for a .996 fielding percentage
- Awarded NL Player of the Week on three separate occasions: week of June 26, week of July 17, and week of Sept. 11
- Named the 2022 Roy Campanella Award winner, which is given to the Dodger player who best exemplifies the spirit and leadership of the late Hall of Fame catcher
- Produced a .391/.503/.576 slash line with RISP...led the Majors in average with RISP and also led all of baseball with a career high 47 doubles

Clubbed his 1,000th career RBI on July 16 at Los Angeles-AL...collected three straight games of three or more hits from July 10-13...(went 11-for-13)...drove in a season high 10 runs in a series with the Reds June

22 - 24...hit three doubles in two separate games: May 7 at CHC and May 17 vs. ARI and collected five RBI in two games: May 26 at ARI and June 21 at CIN...in four NLDS Postseason matchups, slashed .357/.500/.786 with three doubles, one home run and three RBI...was even-keeled at Dodger Stadium and opposing fields, slashing .394/.469/.863 and .418/.550/.968 respectively

2021

- Amassed a .300/.393/.503 clip over 159 games for 25 doubles, two triples, 31 home runs, and 83 RBI to help lead the Braves to a World Series win...struck out 107 times and walked 85 times and scored a career-high 120 runs, besting his total of 113 from the 2019 season
- Was one of five Braves this century to tally at least 119 runs, joining Rafael Furcal (2003, 130 R), Ronald Acuña Jr. (2019, 127 R), Gary Sheffield (2003, 126 R) and Andruw Jones (2000, 122 R)
- Hit for the cycle Aug. 18 at MIA...Became the first Braves player in the modern era (since 1900) to hit for two cycles in his career
- Started at first base for the N.L. in the All-Star Game, his fifth time being named to the team...was the first Braves infielder to win three consecutive fan-elected starts
- Ranked among the National League top players in multiple categories: runs (120, 1st), hits (180, 2nd), walks (85, 3rd), OBP (.393 3rd), TB (302 6th)...finished 2nd in the NL with 53 multi-hit games (Trea Turner, LAD, 58 games)
- Across 16 Postseason games, the lefty slashed .304/.420/.625 with a 1.045 OPS, collecting three doubles, five home runs, and 11 RBI to lead Atlanta to a World Series win...his numbers were the best postseason marks of his career
- Was named a NL Silver Slugger for the third straight season and was also named to the All-MLB Second team, his second time earning the distinction (2019)
- Registered a .998 fielding percentage, committing just three errors on the year across his 159 games at first base...also had a 12-game hit streak from Sept. 9 to 22, going 22-for-52 for a .423 average with five doubles, three home runs, and nine RBI during that span

Collected four hits across four games: 4/28 vs. CHC, 6/23 at NYM, 7/16 vs. TB, 8/18 at MIA... hit well both at home and on the road, tallying a .304/.392/.491 clip at home and a .296/.393/.525 clip on the road...had his best month in July, going 36-for-97 for a .371 average and .588 slugging percentage, amassing six homers and 15 RBI in 27 games...hit .330 (35-for-106) across 27 Sept./Oct. games with 12 extra-base hits (3 HR), 11 RBI, 23 runs and 11 walks...loved hitting right-handed pitching, slashing .317/.416/.534 with 24 home runs and 63 RBI, as opposed to a .257/.333/.427 slashline with seven homers and 20 RBI against left-handed pitching...smacked the go-ahead, third-inning home run off Framber Valdez in Game 5 of the World Series - his eighth career postseason homer...six of his eight playoff homers have given Atlanta the lead and he passed Chipper Jones for most go-ahead postseason home runs in Braves history...walked four times in NLCS Game 6...He's one of 17 players in history with a four-walk game in the playoffs and first since David Ortiz (BOS) in G6 of the 2013 World Series...in Game 3 of the NLCS, went 3-for-4 with a run and a walk

2020

- Had a star-studded season en route to becoming the National League MVP, garnering a .341/.462/.640 slashline with a 1.102 OPS with 51 runs, 73 hits, 23 doubles, 13 home runs, and 53 RBI
- Became the seventh Braves player to win the National League MVP, receiving 28 of 30 first-place votes, finishing with 410 points, 142 more points than second place...became the first baseman to win the distinction since the Reds' Joey Votto did so in 2010 and the fourth first baseman overall (also: Albert Pujols: 2005, 2008-09, and Ryan Howard 2006)
- Ranked among the league best in multiple categories: doubles (1st, 23), runs (1st, 51), extra-base hit (1st, 37), batting average (2nd, .341), on-base percentage (2nd, .462), slugging percentage (2nd, .640), OPS (2nd, 1.102), RBI (2nd, 53), total bases (2nd, 137) hits (3rd, 73), and walks (3rd, 45)
- With his 23 doubles, he passed Andruw Jones (330) and Eddie Mathews (338) on Atlanta's franchise all-time list...since Freeman started in the League in 2010, his 342 doubles are third most in baseball (only Robinson Cano (372) and Nick Markakis (353) have more)
- Finished in the top four of the Majors in runs (51), hits (73), doubles (23), RB (53), and walks (45)...since RBI became an official stat in 1920, the only other player to finish in the top four in the Majors in each of those categories was the Yankees' Lou Gehrig in 1927
- Tallied 33-straight games on base, the longest in the Majors in 2020 and second longest of his career (46 games, Aug. 6 - Sept. 28, 2016)...within the streak, had a 18-game hitting streak, the longest in the National League at the end of play
- Hit his first career grand slam in the fourth inning of Game 2 of a doubleheader on 9/4 off the Nationals' Tanner Rainey...hit his second career grand slam two days later, on 9/6, also against Washington... He is just the second player in Atlanta franchise history (since 1966) to hit two grand slams in a single series, and the first to do so in separate games...Pitcher Tony Cloninger hit slams in both the first and fourth innings on 7/3/66 at San Francisco
- Across 12 Postseason games, batted .279/.415/.488 (12-for-43) with three doubles, two home runs, seven RBI and nine runs scored...had the game-winning RBI in three of Atlanta's eight postseason wins, including two in the NLCS against Los Angeles
- Since his first full season in 2011, his 111 game-winning RBI between the regular season and postseason are tied for second most in baseball...Albert Pujols has 129 such RBI in that time, while the Cubs' Anthony

Rizzo also has 111

Named the NL Player of the Month during September after hitting .375/496/750 (36-for-96) in 26 games with a Majors-most 12 doubles and 20 extra-base hits...batted .390/512/690 (39-for-100) with 18 extra-base hits and 25 RBI in 26 regular-season games, all starts, from the No. 2 spot in the lineup...hit .462 (18-for-39) with three doubles, one triple, and five home runs when putting the first pitch of an at-bat in play...batted.423/583/885 (22-for-52) with runners in scoring position, placing either first or second in the Majors in each of those categories...Freeman owns four of the Braves' eight longest hitting streaks since his first full season in 2011...his six games reaching at least four times were tied for the majors lead with San Francisco's Brandon Belt, New York-AL's DJ LeMahieu and Washington's Juan Soto...Batted .423/583/885 (22-for-52) with runners in scoring position, placing either first or second in the majors in each of those categories...hit a walk-off home run on 9/25 vs. Boston in the 11th inning, his 11th career walk-off, including his fifth game-ending homer...in Atlanta's record-setting 29-run outburst on 9/9 against Miami, he drove in a single-game career-best six runs...he went 3-for-6, falling a triple shy of the cycle

2019

- In his tenth Major League season, the California native batted .295 (176-for-597) with career-bests in home runs (38), RBI (121), and runs scored (113)
 - Put out a .996 fielding percentage after 158 games (157 GS) at first base
 - Was voted an All-Star and made the start in the Midsummer Classic, earning a walk and going 0-for-1 at the plate
 - Ranked third in the Majors with 121 RBI, the most for a Braves player since Andruw Jones drove in 129 in 2006
 - Began the season with a 27-game on-base streak, tying J.D. Drew (2004) for the longest season-opening on-base streak in Atlanta franchise history...his previous longest such streak was a nine-game run in 2018
 - In Postseason play, went 4-for-20 (.200) with one double, one home run, one RBI and one run scored in five games...hit his second career postseason home run in Game 1...reached base safely three times in that contest, also singling and getting hit by a pitch
 - Underwent arthroscopic right elbow surgery after the season on Oct. 16...performed by Dr. David Altchek
- Blasted a walk-off home run off Milwaukee's LHP Josh Hader on May 18 to break a 3-3 tie in the 10th inning...put out a .996 fielding percentage after 158 games (157 GS) at first base...had 33 RBI in 28 June games, setting an Atlanta-era record for most RBI in a calendar month...hit his 34th home run in 2019 in his 128th game and his 570th plate appearance...only three left-handed hitters in Braves history have hit more home runs in a season...Eddie Mathews did so five times, while Darrell Evans and David Justice each did so once...only two other Braves' first basemen have hit 38 home runs in a season...Andres Galarraga hit 44 in 1998, while Joe Adcock also hit 38 in 1956 with Milwaukee...had 23 homers at the All-Star break, the most by a Braves first baseman at the break since 1998, when Andres Galarraga had 28... Also had 25 doubles, becoming one of seven players in franchise history to reach 20 home runs and 20 doubles before the break...Hank Aaron (1959 and 1969), Fred McGriff (1994 and 1996) and Chipper Jones (1999 and 2000) did so twice, while Ron Gant (1993), Gary Sheffield (2003) and Ozzie Albies (2018) also accomplished the feat... Along with his 25 doubles and 23 home runs, also had 68 RBI and 69 runs scored at the break

2018

- Played all 162 games for the second time in his career, hitting .309 (191-for-618) with 23 home runs, 44 doubles, 98 RBI and a .892 OPS for his third consecutive season of .300, 35 doubles and 20 home runs
- Made his eighth consecutive Opening Day start and has gone 9-for-27 (.333) in those eight contests
- Finished with a career-best 44 doubles to tie for the National League lead...His total was tied for the sixth most in franchise history
- Stole a career-high ten bases and smashed 23 home runs, qualifying as the fourth first baseman in Atlanta history to accomplish the feat in a season...was his first double digit feat of his career
- Led the Major Leagues in hits with a career-best 191...became the first Braves player to accomplish the feat since Terry Pendleton had 199 to tie Andy Van Slyke in 1992
- Selected to the NL roster for the All-Star Game via the fan vote, garnering 4,039,219 votes...was the first Braves player to lead the league in fan voting since Dale Murphy in 1985
- Belted his first career playoff home run in Game 3 of the NLDS against the Dodgers...hit the first pitch of his sixth inning at-bat off Alex Wood to right field to give the Braves a 6-5 lead and went on to win their only game of the series
- Went 4-for-16 (.250) in four games of the NLDS vs. LAD...hit the first pitch of his Game 3, sixth inning at-bat with Alex Wood out to right field for his first career playoff home run...The drive gave the Braves a 6-5 lead and was the latest go-ahead postseason home run by a Braves player since 2010, when Brian McCann hit a solo home run off Madison Bumgarner to break a 1-1 tie in the sixth inning of Game 4 of the NLDS

Played 161 games at first base, committing just seven errors in 1347 total chances for a .995 fielding percentage...hit .315 (114-for-362) with 16 home runs and 61 RBI in 94 games prior to the All-Star Game... Batted .301 (77-for-256) with seven home runs in 68 games following the break...hit .309 (63-for-204) with 10 home runs and a .922 OPS against lefties and hit .309 (128-for-414) against righties...his .309 batting average against lefties was the second highest among all left-handed batters in the Majors, only Milwaukee's Christian Yelich was better

2017

- Posted his best average (.307) since the 2013 season, roping 35 doubles, two triples, 28 home runs for 71 RBI...scored 84 runs in 117 games and reached double digit home runs quicker than in any previous season in his career
- Collected his 1,000th hit as a Brave on July 6, 2017 at Washington in his 949th career game...became the eighth quickest Braves player in modern-era franchise history to get their 1,000 career hits all in a Braves uniform
- Averaged a home run every 15.71 at-bats, the best rate of his career, improving his 17.32 mark set during the 2016 season
- Placed in the top 10 in several offensive categories among all National League hitters including slugging percentage (3rd, .586), batting average (10th, .307) and on-base percentage (7th, .403)
- Reached base in 12 consecutive plate appearances from April 16-19, a franchise record at the time...also notched a 12-game hitting streak from Aug. 12-23, batting .412 (21-for-51) with a 1.072 OPS during the span
- Became the first player in Atlanta franchise history to hit nine homers and steal four bases by the end of April...since 2000, only nine MLB players have accomplished the feat
- Missed 44 games after suffering a non-displaced left wrist fracture on May 17 vs. Toronto

Played 105 games (100 GS) at first base, totaling a .971 fielding percentage committing just seven errors across 147 total chances...started 16 games at third base, the only games he has played in the Majors not at first base...played in two rehab games with Triple-A Gwinnett while recuperating from a left wrist fracture... became the fifth player to reach the 1,000 hit milestone with the Braves prior to their 28th birthday, joining Hank Aaron (25), Andruw Jones (26), Eddie Mathews (26) and Joe Torre (27)...is only the second Braves player in the last ten seasons to have 25 homers in consecutive years. (Justin Upton - 27 in 2013, 29 in 2014)

2016

- Averaged .302 (178-for-589) with 43 doubles, six triples, 34 home runs for 91 RBI...registered a .400 on-base percentage and .569 slugging percentage and hit career-highs in triples, hits, OBP, and SLG
- Played in all 162 games for the Braves for the second time in his career (also 2014)...only Dale Murphy (4) and Jeff Francoeur (2) have had multiple seasons at 162 games in the Braves organization
- Hit for the cycle on June 15 vs. Cincinnati, singling in his final at-bat in the 11th inning to accomplish the feat...was the third player in Atlanta history to hit for the cycle and first since Mark Kotsay on Aug. 14, 2008
- Tallied a career-best 46-game on-base streak from Aug. 6 - Sept. 28. Reaching base at a .512 clip in that span...garnered a career-best 30 game hit streak during that time, at which was the longest in the Majors since 2011 by Dan Uggla
- Ranked among the National League leaders in home runs (5th, 34), doubles (T-2nd, 43), slugging percentage (3rd, .569), and on-base percentage (4th, .400)
- Earned his first career National League Player of the Month honor for September after leading the Majors with a .486 on-base percentage and led the NL with a .681 slugging percentage during September and October
- Became just the second Atlanta player to post 80 extra-base hits in a season joining Chipper Jones, who had 87 in 1999
- Posted a career-high 30-game hitting streak from Aug. 24 to Sept. 28 to become the ninth player in MLB history to have a 30-game hitting streak in a season in which he hit 30 home runs (Elias Sports Bureau)

Had a game-ending home run on June 1 off Derek Law of San Francisco, breaking a 4-4 tie in the bottom of the 11th inning...made 158 starts at first base, playing 877.1 innings for a .996 fielding percentage...during the month of September, batted .385 (tied for NL lead) with nine doubles seven home runs, 25 RBI and 23 runs scored in 27 games...garnered National League Player of the Week distinction three times: June 19, Sept. 4, and Sept. 25...became the sixth first baseman in franchise history to hit at least 34 home runs in a season and the first since Andres Galarraga (44) in 1998...had a career-high 46-game on-base streak, 8/6-9/28...Hit .390 (64-for-164) with a .512 on-base percentage during the streak, which equaled the longest in the majors in 2016 (Washington's Jayson Werth), was also the third longest streak in Atlanta history...in 70 games after the All-Star break, posted the second-best batting average with runners in scoring position (.442, 23-for-52) and the fourth-best on-base percentage (.433), while scoring 59 runs which tied for second in the majors with teammate Ender Inciarte

2016

- Slashed .276/.370/.471 with a .841 OPS over 118 games...collected 115 hits for 27 doubles and 18 home runs for 66 RBI
- Was limited to 118 games due to injury...had two separate stints on the IL with a right wrist contusion (June 18 - July 25) and strained right oblique (Aug. 4 - 19)...when placed on the Injured List on June 18, it snapped his Major League leading consecutive games played streak of 234 games dating back to Sept. 24, 2013
- Led the Majors with a .376 (35-for-93) batting average with runners in scoring position
- Collected his eighth three-hit game of the season on Sept. 25 at MIA, ranking second in the National League since the start of the 2011 season with 65 three-hit games

- Matched a career-high five RBI (fourth time) on Sept. 23 at NYM, including three in the ninth inning on a three-run home run that gave Atlanta a 6-3 lead

- Smacked his 100th career longball on July 31 at Philadelphia at 25 years, 322 days, becoming the third-youngest Braves player to reach the 100+home run mark behind Andruw Jones and Bob Horner

Registered a .996 fielding percentage behind 117 games (110 GS) at first base, taking part in 103 double plays and 63 assists...registered a .274 average (49-for-179) during home games and a .278 (66-for-237) during away games...had his best month in June, slashing .328/.397/.625 with a 1.022 OPS and five homers with 15 RBI...hit both starting pitching and relief pitching well, averaging .291 and .246 respectively... before the All-Star break, the lefty averaged .299 (76-for-254) across 66 games with 20 doubles, 12 home runs and 41 RBI...after the All-Star break, he averaged .241 (39-for-162) with seven doubles, six homers, and 25 RBI

2014

- Played in all 162 regular season games for the Braves, totaling a .288/.386/.461 clip for 43 doubles, four triples, 18 home runs, and 78 RBI in 607 at-bats

- Set the Braves' franchise record with 1,449 innings played across 162 games, all logged at first base for a .996 fielding percentage...committed just five errors in 1393 total chances and contributed to a career-best 130 double plays

- His 43 doubles were a career-high, topping the National League first basemen while ranking fifth in the Majors and second in the National League...his batting average (.288) was tied for second amongst NL first basemen while his .386 on-base percentage ranked tied for first

- Was named to his second career All-Star team as a player ballot selection...entered the game as a defensive replacement in the sixth innings and collected his first career hit in the Midsummer Classic with a single to right field in the eighth inning

- Reached base safely via hit or walk in 26 consecutive games (June 23 - July 8) for a .353 average (36-for-102) with a .442 on-base percentage...had a season-best 11 game hit streak from Sept. 3 - 15, batting .350 (14-for-40) with four doubles, one home run, and four RBI

- Was even-keeled in both home and away games, slashing .274/.380/.430 with five home runs and 26 RBI at home and slashing .278/.362/.502 with 13 home runs and 40 RBI on the road

Was just one of four Major League players to play all 162 contests, joining Kansas City's Alcides Escobar, Tampa Bay's Evan Longoria, and San Francisco's Hunter Pence...his 43 doubles set a Braves' franchise record for most doubles ever by a first baseman...reached base multiple times in 89 games, which led the Major Leagues according to Elias Sports Bureau...had his best offensive month in June, slashing .328/.397/.625 across 16 games with four doubles and five longballs...with runners in scoring position, the lefty batted .376 (35-for-93) across 79 games with ten doubles and five home runs for 45 RBI hit starting pitching well, averaging .291 (82-for-282) in 112 games while averaging .246 (33-for-134) in 125 games against relief pitching...against righties, batted .300 (128-for-426) with 13 home runs and against lefties, batted .260 (47-for-181) with five home runs

2013

- Matched his 2012 mark with 147 games played, slashing .319/.396/.501 with a .897 OPS...racked up 27 doubles, two triples, 23 home runs and 109 RBI (career-best)

- His .319 was a career-best and ranked as the third highest mark in the NL and sixth highest in the Major Leagues...struck out 121 times and walked 66 and grounded into 10 double plays

- Ranked amongst the best in multiple facets, including: two-out RBI (T-2nd NL, 45...T-5th ML), RBI (T-2nd NL, 109...T-4th ML), and game-winning RBI (T-4th NL, 15)

- Swung the bat well during day games, averaging .327 (55-for-168) with 12 doubles and 11 home runs for 47 RBI and was the only player in the National League to rank in the top 10 in both night (.316) and day averages

- Voted to his first All-Star Game in the MLB.com Final Vote contest, receiving 19.7 million votes (most in Final Vote history)...was unable to play due to a left thumb injury

- Batted .313 (5-for-12) in four games against the Dodgers in the NLDS...drew one walk and struck out four times

Drilled his first career Opening Day home run with a two-run, two-out shot in the first inning vs. PHI on April 1...had a stellar September, batting .380 (25-for-92) with six home runs and 21 RBI...posted a .443 (58-for-131) batting average with runners in scoring position, the second highest average in the Majors... finished fifth in the NL MVP voting...garnered a career-best three walk-off hits, including a game-ending home run on June 17 against the Yankees on June 17...was sidelined for three weeks with a strained right oblique

2012

- Garnered a strong .259 (140-for-540) average in his second year in the Majors, setting career highs in runs (91), home runs (23), and RBI (94)...played in 147 games and struck out 129 times against 64 walks

- Blasted his first career walk-off homer on Sept. 25 against Miami, a two-run shot off Mike Dunn in the ninth inning to pen in the win for the Braves...his homer was a playoff-clinching blast

- Earned NL Player of the Week honors twice: April 16-22 (.488, 11-for-23) and April 30-May 6 (.367, 11-for-

30)

- Put out a .991 fielding percentage, starting 145 of his 146 games at first base...committed just 12 errors over 1381 total chances

- Saw his first postseason action in the Wild Card Game, going 3-for-4 with a double and a walk in the Braves' 6-3 loss against the Cardinals

Finished the season with 42 two-out RBI, tied for third-most among NL batters and two behind teammate Dan Uggla...with RISP and two outs, batted .289 (22-for-76) with three home runs and 34 RBI...on April 19 at ARI, he recorded his second career multi-homer game, going 3-for-5 with a career-high five RBI... collected a career-high four hits on May 4 at COL, going 4-for-6 with a double, a home run and two RBI...was even keeled in day games vs. night games, batting .288 (45-for-156) and .247 (95-for-384) respectively

2011

- In his first full season in the Majors, the first baseman played in 157 games for a .282/.346/.448 clip... tallied 32 doubles, 21 home runs, and 76 RBI while scoring 67 runs

- Finished second in NL Rookie of the Year voting behind teammate Craig Kimbrel and was named Baseball Digest's Rookie of the Year after leading NL rookies in average (.282), OBP (.346), slugging (.448), home runs (21, T-1st), RBI (76) and doubles (32) in 157 games...won the NL Rookie of the Year Triple Crown, leading all NL rookies in home runs, average, and RBI

- Was named NL Rookie of the Month for July when he hit .362 with 38 hits in 27 games...was his best offensive month of the year and hit safely in 23 of 27 July contests

- Garnered a 20-game hitting streak from July 17 - Aug. 6...was the second longest hit streak by a Braves rookie in franchise history

- Went 3-for-4 with two RBI off Felix Hernandez on June 29 to become the first Braves rookie to notch three hits off a defending Cy Young winner since Francisco Cabrera in 1989 off Orel Hershiser of the Dodgers

Registered a .996 fielding percentage across 149 starts at first base...committed just six errors over 1415 total chances and tallied 92 assists...belted his first career two-home run game on July 4 against Colorado...hit four home runs over four games from July 4-7, including three homers in a four at-bat span in five plate appearances...batted .247 (46-for-186) with seven home runs off left-handed pitching and .229 (115-for-385) with 14 homers against right-handed pitching...

2010

- Made his Major League debut with the Braves on Sept. 1 against the Mets, going 0-for-3 in his first contest...later collected his first Major League hit on Sept. 5 against the Marlins, going 1-for-2 on the night

- Smoked his first big league home run on Sept. 21 at Philadelphia off Hall-of-Fame pitcher Roy Halladay... was his only longball of the season

- Appeared in 20 games with the Braves, averaging .167 (4-for-24) with three runs, one double, one home run, and one RBI...struck out eight times and was not issued a walk

- Spent part of the season with Triple-A Gwinnett, playing in 124 games for a .319/.378/.521 slashline with 35 doubles, two triples, and 18 home runs for 87 RBI...struck out 84 times against 43 walks

- Was named the INT Rookie of the Year with Triple-A Gwinnett, Post-Season All-Star, and MiLB.com Organizational All-Star

2009

- Divided his time between Double-A Mississippi and Advanced-A Myrtle, playing 41 games and 70 games respectively

- Slashed .282/.363/.408 with a .771 OPS between both levels, totaling 58 runs, 27 doubles, eight home runs and 58 RBI

- Was named the "Best Defensive Player First Baseman" across both levels by Baseball America

- Missed final two weeks of the season with left wrist soreness

2008

- Played all 130 games with Single-A Rome, averaging .316 (155-for-491) with 33 doubles, seven triples, 18 home runs and 95 RBI

- Earned Mid-Season and Post-Season All-Star status and was named the organization's Hank Aaron Award winner, given to the top offensive performer in Atlanta's Minor League system

2007

- Spent his rookie season with GCL Braves, collecting 60 hits over 224 at-bats for a .268 average...smacked seven doubles and six home runs for 30 RBI

Personal

Frederick Charles Freeman...married to wife Chelsea and has three sons, Charlie, Maximus, and Brandon... is a dual citizen in Canada, as both parents are from Canada (Toronto and Windsor)...grew up from Villa Park, CA and attended El Modena High School in Orange, CA...was a third baseman and pitcher...hit .417 during his senior year and went 6-1 on the mound...committed to Cal State Fullerton before signing with the Braves in the second round of the 2007 First-Year Player Draft

Career Batting Record

Year	Team	AVG	G	AB	R	H	2B	3B	HR	RBI	SH	SF	HP	BB	SO	SB	CS	OBP	SLG	F
2007	GCL Braves	.268	59	224	24	60	7	0	6	30	0	1	2	7	33	1	2	.295	.379	5
2008	Rome	.316	130	491	70	155	33	7	18	95	0	0	3	46	84	5	5	.378	.521	14
2009	Myrtle Beach	.302	70	255	43	77	19	0	6	34	0	2	14	26	41	1	4	.394	.447	6
	Mississippi	.248	41	149	15	37	8	0	2	24	0	5	4	11	20	0	0	.308	.342	2
2010	Gwinnett	.319	124	461	73	147	35	2	18	87	0	9	6	43	84	6	2	.378	.521	6
	ATLANTA	.167	20	24	3	4	1	0	1	1	0	0	0	8	0	0	0	.167	.333	0
2011	ATLANTA	.282	157	571	67	161	32	0	21	76	0	5	6	53	142	4	4	.346	.448	6
2012	ATLANTA	.259	147	540	91	140	33	2	23	94	0	9	7	64	129	2	0	.340	.456	12
2013	Gwinnett	.500	3	10	3	5	2	0	0	2	0	0	1	1	3	0	0	.583	.700	0
	ATLANTA	.319	147	551	89	176	27	2	23	109	0	5	7	66	121	1	0	.396	.501	10
2014	ATLANTA	.288	162	607	93	175	43	4	18	78	0	3	8	90	145	3	4	.386	.461	5
2015	GCL Braves	.182	3	11	2	2	0	0	1	5	0	0	0	3	4	0	0	.182	.455	1
	Gwinnett	.371	2	8	0	3	1	0	0	2	0	0	0	2	3	0	0	.500	.500	1
	ATLANTA	.276	118	416	62	115	27	0	18	66	0	2	7	56	98	3	1	.370	.471	4
2016	ATLANTA	.302	158	589	102	178	43	6	34	91	0	5	10	89	171	6	1	.400	.569	5
2017	Gwinnett	.667	2	3	1	2	0	0	0	0	0	0	0	2	1	0	0	.800	.667	0
	ATLANTA	.307	117	440	84	135	35	2	28	71	0	2	7	65	95	8	5	.403	.586	5
2018	ATLANTA	.309	162	618	94	191	44	4	23	98	0	6	7	76	132	10	3	.388	.505	7
2019	ATLANTA	.295	158	597	113	176	34	2	38	121	0	2	6	87	127	6	3	.389	.549	6
2020	ATLANTA	.341	60	214	51	73	23	1	13	53	0	0	3	45	37	2	0	.462	.640	1
2021	ATLANTA	.300	159	600	120	180	25	2	31	83	0	2	8	85	107	8	3	.393	.503	3
2022	LOS ANGELES	.325	159	612	117	199	47	2	21	100	0	7	5	84	102	13	3	.407	.511	5
2023	LOS ANGELES	.331	161	637	131	211	59	2	29	102	0	5	16	72	121	23	1	.410	.567	1
Major League - 14 years		.301	1885	7016	1217	2114	473	29	321	1143	0	53	97	932	1535	89	28	.388	.514	70
Los Angeles - 2 years		.328	320	1249	248	410	106	4	50	202	0	12	21	156	123	36	4	.408	.540	6
Minor League - 7 years		.303	434	1612	231	488	105	9	51	277	0	17	30	138	273	13	13	.365	.474	41

Career Postseason Batting Record

Year	Team	AVG	G	AB	R	H	2B	3B	HR	RBI	SH	SF	HP	BB	SO	SB	CS	OBP	SLG
2012	NLWC: ATL vs. STL	.750	1	4	0	3	1	0	0	0	0	0	0	1	1	0	0	.800	1.000
2013	NLDS: ATL vs. LAD	.313	4	16	5	1	0	0	0	0	0	0	0	1	4	0	0	.353	.375
2018	NLDS: ATL vs. LAD	.250	4	16	1	4	0	0	1	1	0	0	0	1	3	0	0	.294	.438
2020	NLWC: ATL vs. CIN	.167	2	6	1	1	0	0	0	1	0	0	1	3	1	0	0	.500	.167
	NLDS: ATL vs. MIA	.200	5	20	1	4	1	0	1	1	0	0	1	1	6	0	0	.273	.400
	NLCS: ATL vs. LAD	.380	7	25	6	9	3	0	2	6	0	0	1	3	5	0	0	.448	.720
2021	NLDS: ATL vs. MIL	.308	4	13	2	4	1	0	1	2	0	0	0	4	4	0	0	.471	.615
	NLCS: ATL vs. LAD	.286	6	21	4	6	1	0	2	4	0	0	0	6	8	1	0	.444	.619
	WS: ATL vs. HOU	.318	6	22	2	7	1	0	2	5	0	1	0	2	5	0	0	.360	.636
2022	NLDS: LAD vs. SD	.357	4	14	1	5	3	0	1	3	0	0	1	3	4	1	0	.500	.786
2023	NLDS: LAD vs. ARI	.100	3	10	1	1	0	0	0	0	0	0	0	2	2	0	0	.250	.100
Postseason Totals		.296	46	169	24	50	12	0	10	23	0	1	4	27	41	2	0	.403	.544
WC Totals		.400	3	10	1	4	1	0	0	1	0	0	1	4	2	0	0	.600	.500
LDS Totals		.248	27	101	12	25	6	0	4	7	0	0	2	14	23	1	0	.350	.426
LCS Totals		.326	13	46	10	15	4	0	4	10	0	0	1	9	13	1	0	.446	.674
WS Totals		.318	6	22	2	7	1	0	2	5	0	1	0	2	5	0	0	.380	.636

Career Single-Game Bests

Most Hits:	5, May 10, 2018 at MIA	Most Stolen Bases:	2, (2x), last, May 31, 2023 vs. WAS
Most RBI:	6, September 9, 2020 vs. MIA	Most Walks:	4, July 27, 2019 at PHI
Most Home Runs:	2, (19x), last, July 22, 2023 at TEX	Longest Hitting Streak:	30 games, August 24-Sept. 28, 2016
Most Runs Scored:	4, (4x), last, September 12, 2023	Grand Slams:	5, last, June 6, 2023 (Alex Young)

Career Fielding Record

Position	PCT	G	PO	A	E	TC	DP
First Base	.996	1859	14703	1107	69	15879	1373
Third Base	.971	16	13	21	1	35	1

Career Transactions

- June 7, 2007: Drafted by the Atlanta Braves in the 2nd round of the 2007 amateur draft. Player signed June 10, 2007.
- March 18, 2022: Signed as a Free Agent with the Los Angeles Dodgers.

Injured List

- April 7 - 22, 2013 (strained right oblique)
- June 23 - August 4, 2015 (right wrist contusion)
- May 18 - July 4, 2017 (left wrist fracture)
- July 23, 2020 (protocols)



Tyler GLASNOW RHP | 31

@glasnowt

Bats: Left **Throws:** Right
Height: 6-8 **Weight:** 225
Opening Day Age: 30
Born: August 23, 1993 in Newhall, CA
Resides: Tampa, FL
Acquired: Via trade from Tampa Bay along with Manuel Margot in exchange for Ryan Pepiot and Jonny DeLuca on December 16, 2023
ML Service: 6.158
MLB Debut: July 7, 2016

Career Highlights

- * Santa Clarita native joins the Dodgers after spending the last six seasons with the Tampa Bay Rays after being traded to the Dodgers and signing a five-year contract extension on December 16, 2023
- * Has been in the Major Leagues parts of eight seasons with the Pittsburgh Pirates (2016-2018) and Tampa Bay (2018-2023) and he is a combined 30-27 with a 3.89 ERA in 529.2 innings with a 1.08 WHIP and holding batters to a .209 average
- * Made his Major League debut on July 7, 2016 with Pittsburgh at St. Louis, tossing 5.1 innings and giving up three hits, four runs, a home run and two walks while striking out five in the loss...singled off Wainwright in his second at bat for first big league hit
- * Recorded his first Major League win on May 2, 2017 at Cincinnati, giving up four hits, three runs, a homer and four walks while striking out five; also singled, walked twice and had three RBI at the plate...became the first Pittsburgh pitcher since Al McBean in 1967 to record two walks and three RBI in the same game
- * Went 2-3 with a 6.28 ERA (20 ER/28.2 IP) in six starts in the 2020 Postseason...in Game 2 of the ALDS vs. NYY, recorded a Rays postseason-record 10 SO...allowed a Giancarlo Stanton solo homer to lead off the 2nd inning and a 3-run homer to Stanton in the 4th...in Games 1 and 5 of the World Series against the Dodgers, pitched to a 8.22 ERA (14 ER/15.1 IP) and yielded 5 HR in those three starts
- * Picked up his first professional win with Single-A West Virginia on April 29, 2013 against Savannah, firing five scoreless innings and giving up two hits and two walks while striking out seven
- * Drafted in the fifth round of the 2011 draft by the Pittsburgh Pirates

Year-By-Year

2023

- In his final season with Tampa Bay, went 10-7 with a 3.53 ERA, allowing 47 runs in 120 innings with 162 strikeouts in a career-best 21 starts
- He finished with career-highs in wins (10), starts (21), strikeouts (162), strikeouts per 9 (12.2) and innings pitched (120.0 IP)
- Spent two months (March 27-May 27) on the injured list with a left oblique strain

On a rehab assignment with Triple-A Durham, tossed a 0-0 record with a 0.68 ERA (1 ER/13.1 IP), only giving up eight hits total and holding batters to a .170 average

Tossed a 4-3 record with a 3.18 ERA (20 ER/56.2 IP) at home compared to 6-4 with a 3.84 ERA (27 ER/63.1 IP) in 11 starts on the road...curveball held batters to a .095 batting average (10-for-105)...fired his fast ball in 44% of his pitches, compared to 34% with his slider and 21% with the curveball

2022

- Reinstated on Sep 28 and made two starts to end the regular season, returning from Tommy John surgery performed in August 2021
- Began a rehab assignment with Triple-A Durham on Sept. 7 and made four starts, allowing one run in seven innings pitched with 14 strikeouts
- On Sept. 28 at Cleveland, returned from Tommy John surgery and made his first start since June 14, 2021 at CHW, going 471 days in between...threw 50 pitches (32 strikes) in three innings pitched and his only hits allowed were a solo homer and single to start the third inning

- On Oct. 3 at BOS, made his second start and recorded seven strikeouts in 3.2 scoreless innings...the seven strikeouts were the most by a Ray in a start of 3.2 IP (or fewer) since Glasnow (7) went three innings on Sept. 21, 2019

- Started Game 2 of the AL Wild Card Series at Cleveland, yielding two hits (both singles) in five scoreless innings of a game that remained scoreless until the bottom of the 15th inning

2021

- Recorded a 5-2 record with a 2.65 ERA (26 ER/88.0 IP), holding batters to a .176 average in 14 starts before leaving his June 14 start at CHW after 4 IP due to injury, ending his season

- Underwent Tommy John surgery Aug 4, performed by Dr. Keith Meister in Arlington...left his June 14 start at CHW after 4 IP due to injury, ending his season

- At the time of his injury, ranked second in the majors with 123 SO behind CLE Shane Bieber (130) and ranked sixth in the AL with a 2.66 ERA

- According to Stats LLC, became the third pitcher in the modern era (since 1900) to have at least 29 strikeouts and no more than one run allowed over their first three starts of a season...joined PHI Curt Schilling (34-SO, 1-R) in 1998 and BOS Pedro Martínez one run and 32 strikeouts) in 1998

Limited batters to a .083 avg. (7-for-84) in at-bats ending with the curveball, led the majors at the time of his injury with 58 strikeouts on the curveball despite using the pitch only 13.7 pct. of the time...his breaking pitches combined for 143 swings-and-misses, third in the majors at the time of his injury behind CLE Shane Bieber (191) and LAD Clayton Kershaw (174)... had double-digit strikeouts in all six home starts, totaling 66 SO in 43.2 IP at Tropicana Field...recorded double-digit strikeouts and allowed five hits (or fewer) in his first five home starts, and according to Stats LLC, the only other pitcher in the modern era (since 1900) to do that in five consecutive home starts at any point in a single season was MIN Johan Santana (6) in 2004...went 3-1 with a 1.67 ERA (7 ER/37.2 IP) and 56 strikeouts in six starts during April, according to the Elias Sports Bureau, it marked the 3rd-lowest ERA for a Rays traditional starter in his first six starts behind Chris Archer (1.64) in 2015 and Scott Kazmir (1.22) in 2008...his 56 strikeouts in April were the most in club history, passing Chris Archer (43) in April 2016...they were 2nd for any calendar month in Rays history behind Chris Archer (58) in May 2017...on April 1 at MIA, took no decision in his first career Opening Day start and his only baserunner allowed in six IP was a 1st-inning infield single to Jesús Aguilar that left the bat at 76.1 mph

2020

- In his second full season with the Rays, led the team with 57.1 IP and 91 SO and tied for 2nd with 5 wins behind Pete Fairbanks (6) and amassed a 5-1 record in 11 starts with a 4.08 ERA

- His 91 SO were 4th in the AL behind CLE Shane Bieber (122), CWS Lucas Giolito (97) and NYY Gerrit Cole (94)...min. 50 innings pitched, his 14.28 strikeouts per nine innings pitched ratio led the majors and was the second highest in club history behind Brad Boxberger (14.47) in 2014

- According to the Elias Sports Bureau, his 81 strikeouts through his first 50 innings pitched of the season were the 2nd-most by a starting pitcher in major league history behind CLE Shane Bieber (82) in 2020

- Went 2-3 with a 6.28 ERA (28.2-IP, 20-ER) in six starts in the Postseason...in Game 2 of the ALDS vs. NYY, recorded a Rays postseason-record 10 SO...allowed a Giancarlo Stanton solo homer to lead off the 2nd inning and a 3-run homer to Stanton in the 4th...in Games 1 and 5 of the World Series against the Dodgers, pitched to a 8.22 ERA (14 ER/15.1 IP) and yielded 5 HR in those three starts

Went 5-0 with a 3.00 ERA (14 ER/42.0 IP) and 64 SO in his last seven starts beginning on Aug. 19, lowering his season ERA from 7.04 to 4.08...ended the season with seven strikeouts (or more) in eight straight starts, the longest such streak in club history, passing David Price (June 24-July 30, 2012) and Scott Kazmir (July 24-Aug 25, 2007)...limited batters to a .120 avg. (10-for-83) in at-bats ending with the curveball, 5th in the majors (min. 25 at-bats) and recorded 48 strikeouts on a swing-and-miss against his curveball, most in the majors...totaled 58 strikeouts with the pitch, second in the majors behind HOU Framber Valdéz (60)...got 73 swings-and-misses against his fastball, 7th in the majors and 4th in the AL...on Aug. 25 vs. BAL, recorded a career-high 13 SO, the most by a Rays pitcher since Blake Snell (13) on April 2, 2019, vs. COL

2019

- Finished his first full season with Tampa Bay 6-1 with a 1.78 ERA (12 ER/60.2 IP) in 12 starts

- Was one of the best pitchers in the majors before suffering a right forearm strain in mid-May...at the time of his stint on the injured list, ranked among AL leaders (min. 40 IP) in ERA (1.86, 1st), WHIP (0.91, 2nd), BB/9 IP ratio (1.68, 3rd), SO/BB ratio (6.11, 3rd) and HR/9 IP ratio (0.56, 7th)

- Named AL Pitcher of the Month for April, though the winners were based on stats covering both March and April...it marked the third straight month a Rays pitcher won it, following Blake Snell in August-September 2018, during his Cy Young Award-winning campaign

- On April 10 at CWS, recorded a career-high 11 SO and became the third pitcher since Baseball Reference weather data is complete (2000) to make a scoreless start with 11 SO (or more) in a first-pitch temperature of 38° or colder

- Pitched for Triple-A Durham on a rehab assignment, combining for 2.1 scoreless over 2 starts

- Reinstated from the 60-day IL on Sep 8, with a 1.46 ERA (12.1-IP, 2-ER) in 4 starts after that...the Rays went 10-2 in games he started

• In his postseason debut in Game 1 of the ALDS at HOU, his only runs allowed in 4.1 IP came on a two-run homer by José Altuve, his last batter faced, to break a scoreless tie...in the decisive Game 5 at HOU, yielded 4 runs on 5 hits in the 1st inning

Went 6-0 with a 1.47 ERA (7 ER/43.0 IP) and 46 strikeouts through his first seven starts, and according to Stats LLC, was the second AL pitcher since ERA became an official stat in 1913 to go 6-0 (or better) with a sub-1.50 ERA and 45 strikeouts (or more) over his first seven starts, joining BOS Roger Clemens in 1991... the six-game winning streak tied four others for the second-longest in club history to start the season, behind Matt Moore (8-0) in 2013...his average fastball velocity was 97.0 mph, according to FanGraphs and his max velocity, according to StatCast, was 100.4 mph in his season debut

2018

- Began the season with Pittsburgh before being acquired by Tampa Bay at the non-waiver trade deadline
- His 34 appearances with the Pirates were all in relief, going 1-2 with a 4.34 ERA (27 ER/56.0 IP), striking out 72 batters against 34 walks
- At the time of the trade, his 72 SO ranked 3rd among NL relievers behind MIL Josh Hader (99) and COL Adam Ottavino (77), and his 19 relief apps of at least two innings pitched were most in the majors
- Made 11 starts with Tampa Bay, went 1-5 with a 4.20 ERA (26 ER/55.2 IP) while holding batters to a .208 average
- On Aug 1 vs. LAA, made his Rays debut, and it was his first start since Sep 13, 2017 at MIL...his only run allowed was a 1st-inning solo homer to Kole Calhoun, his second batter faced
- On Sep 17 at TEX, recorded his first win with the Rays, going 6 IP for the longest scoreless start of his career...did not allow a hit until Isiah Kiner-Falefa singled with 2 outs in the 5th inning... both hits allowed were infield singles

Allowed one run or fewer in five of his 11 starts with the Rays...yielded three hits or fewer in six of his 11 starts and two hits or fewer in five starts...after making his Rays debut on Aug. 1, his .208 opponents avg. ranked 6th in the AL (min. 50 IP)...min. 50 innings pitched, his 2.43 runs per nine innings pitched of support was second lowest in the AL from Aug 1 through the end of the season...excluding openers, was the first pitcher in franchise history to begin his Rays career with four consecutive starts of three hits or fewer...on Aug 7 vs. BAL, recorded a career-high nine strikeouts, becoming the second Rays pitcher with nine strikeouts (or more) in an outing of four innings pitched or fewer, following Scott Kazmir on May 17, 2007 vs. TEX

2017

- Was a member of Pittsburgh's Opening Day roster for the first time in his career
- Recorded his first Major League win on 5/2 at Cincinnati, giving up four hits, three runs, a homer and four walks while striking out five; also singled, walked twice and had three RBI at the plate...became the first Pittsburgh pitcher since Al McBean in 1967 to record two walks and three RBI in the same game
- Finished the year with Pittsburgh 2-7 in 15 games (13 starts) and a 7.69 ERA (53 ER/62.0 IP)
- Was optioned to Triple-A Indianapolis on July 10...went 2-0 with a 1.90 ERA (5 ER/23.2 IP) and 42 strikeouts in his first four starts with Triple-A Indianapolis through July 1
- Named International League Pitcher of the Week for the week of 7/24-30 after going 1-0 with a 1.35 ERA (2 ER/13.1 IP) and 19 strikeouts in two starts
- His 140 strikeouts with Indy ranked third in the International League and were the most by a Tribe pitcher since 1989 when Mark Gardner struck out 175 batters
- In 15 starts for Triple-A Indianapolis, tabbed a 9-2 record with a 1.93 ERA (20 ER/93.1 IP) with 140 strikeouts against 32 walks

Pitched a career-high 6.1 innings and gave up four runs (three earned) in a 6-2 loss vs. Milwaukee on 5/7... won his second big league game on 5/18 vs. Washington (5.0ip/4r/2er)...went 3-for-3 at the plate while giving up two runs in 6.0ip in a no-decision on 5/23 at Atlanta...whiffed 11 batters in 5.0 innings pitched of a no-decision on 6/20 vs. Toledo with Triple-A Indianapolis

2016

- Began the season with Triple-A Indianapolis before making his way to the Big Leagues for the first time
- Tied for fifth in the International League in strikeouts (133) and ranked fourth in walks (62)
- Made his Major League debut on July 7 at St. Louis, tossing 5.1 innings and giving up three hits, four runs, a home run and two walks while striking out five in the loss...singled off Wainwright in his second at bat for first big league hit
- Was recalled by Pittsburgh a second time on 7/23 and made his second big league start that afternoon vs. Philadelphia; left the game in the fourth inning with right shoulder discomfort...was placed on the 15-day injured list on July 24
- Finished the season with Pittsburgh 0-2 in seven games (four starts) with a 4.24 ERA (11 ER/23.1 IP) with 24 strikeouts against 13 walks
- Made two rehab starts with Double-A Altoona, going 0-0 with a 3.00 ERA (2 ER/6.0 IP)
- In 20 starts for Triple-A Indianapolis, registering an 8-3 record with a 1.87 ERA (23 ER/110.2 IP) while holding batters to a .175 average

- Was selected to the International mid-season All-Star team...lead the International League in strikeouts (113) and was third in ERA (1.78) at the time of his first recall to Pittsburgh on 7/7.

Was named the Top Pitching Prospect in the International League by MLB Pipeline.com at the completion of the season (second time in three years)...named the International League Pitcher of the Week for the period of April 25-May 1 after tossing 11.0 scoreless innings and striking out 18 batters while winning his two starts...struck out a season high-tying 11 batters and tossed 7.0 scoreless innings in a no-decision on 5/7 vs. Louisville...won three straight starts and posted a 1.65 ERA (3 ER/16.1 IP) between 5/27 and 6/6 with Triple-A Indianapolis...made three straight relief appearances (2 ER/7.0 IP) between 9/11-18 with Pittsburgh...tossed 3.0 scoreless innings of relief on 9/18 at Cincinnati..

2015

- Began the season with Class-A Short Season West Virginia (2 GS) and then spending a bulk of the season with Double-A Altoona (12 GS) and Triple-A Indianapolis (8 GS)
- Went 0-1 in two starts with Class-A Short Season West Virginia with a 3.38 ERA (2 ER/5.1 IP)
- In 12 starts with Double-A Altoona, tossed a 5-3 record with a 2.43 ERA (17 ER/63.0 IP) with 82 strikeouts against 19 walks while holding batters to a .182 average
- Saw his first Triple-A action in eight starts with Indianapolis, going 2-1 with a 2.20 ERA (10 ER/41.0 IP)... half of those were quality starts
- Awarded his third consecutive MiLB.com Organization All-Star

Recorded at least one strikeout in all of his combined 22 outings...names Eastern League Pitcher of the Week on July 20 with Double-A Altoona after spinning seven scoreless innings on his July 16 start, giving up three hits and striking out nine.

2014

- Played the entirety of the season with Advanced-A Bradenton (23 GS)
- Posted a 12-5 record with a 1.74 ERA (24 ER/124.1 IP) with a 1.05 WHIP
- Garnered many awards, including FSL Pitcher of the Year, FSL Post-Season All-Star, Baseball American Minor League Star, MiLB Organization All-Star, MLB Pipeline.com Pitcher of the Year, FSL Pitcher of the Week two weeks in a row and MiLB.com Staff Choice for Best Starting Pitcher

Spun 3+ innings in 22 out of his 23 outings, including five of ten or more...went undefeated in August, going 5-0 with a 1.73 ERA, giving up seven runs in 36.1 innings while holding them to a .161 average

2013

- Spent the entire season with Single-A West Virginia
- Amassed a 9-3 record with a 2.18 ERA (27 ER/11.1 IP) in 24 games, striking out 164 batters against 61 walks while holding batters to a .142 average
- Picked up his first professional win on April 29 against Savannah, firing five scoreless innings and giving up two hits and two walks while striking out seven
- Named SAL Mid-Season All-Star, SAL Post-Season All-Star, Topps Class-A All-Star, MiLB Organization All-Star and Baseball America High Class A All-Star

Hit double digits in strikeouts five times, including 10 twice, twelve twice, and thirteen once...had his best month in July, going 4-1 with a 1.73 ERA in five games

2012

- Began his professional career between the Rookie-level GCL Pirates and Class-A Short Season State College
- In three starts with Rookie-level GCL Pirates, went 0-3 with a 2.10 ERA (8 ER/34.1 IP) with 40 strikeouts against 16 walks
- In one start with Class-A Short Season State College, spun four scoreless innings and giving up four hits, two unearned runs and one walk while striking out four

Personal

Tyler Allen Glasnow...born August 23, 1993 in Newhall, California...his mother, Donna, was a gymnast at Cal State Fullerton, then coached Cal State Northridge to a Division II national championship in 1982... graduated from William S. Hart (Calif.) High School in Santa Clarita...was committed to University of Portland, but chose to sign with the Pittsburgh Pirates after being drafted in the fifth round of the 2011 MLB draft

Career Pitching Record

Year	Team	W-L	ERA	G	GS	CG	SHO	SV	IP	H	R	ER	HR	HB	BB	SO	WP	BK	AVG	
2012	GCL Pirates	0-3	2.10	11	10	0	0	0	38.1	23	17	8	3	2	17	44	4	0	.156	
	State College	0-0	0.00	1	1	0	0	0	4.0	4	2	0	0	0	1	4	1	0	.267	
2013	West Virginia	9-3	2.18	24	24	0	0	0	111.1	54	35	27	9	9	61	164	11	1	.142	
2014	Bradenton	12-5	1.74	23	23	0	0	0	124.1	74	29	24	3	3	57	157	5	2	.174	
2015	West Virginia	0-1	3.38	2	2	0	0	0	5.1	3	4	2	0	1	2	6	0	0	.150	
	Altoona	5-3	2.43	12	12	0	0	0	63.0	41	22	17	2	0	19	82	4	0	.182	
2016	Indianapolis	2-1	2.20	8	8	0	0	0	41.0	33	16	10	1	1	22	48	2	0	.220	
	Altoona	0-0	3.00	2	2	0	0	0	6.0	4	2	2	1	0	6	11	0	0	.190	
	Indianapolis	8-3	1.87	20	20	0	0	0	110.2	65	23	23	4	0	62	133	6	0	.175	
2017	PITTSBURGH	0-2	4.24	7	4	0	0	0	23.1	22	13	11	2	3	13	24	2	1	.250	
	Indianapolis	9-2	1.93	15	15	0	0	0	93.1	57	21	20	6	1	32	140	9	0	.176	
	PITTSBURGH	2-7	7.69	15	13	0	0	0	62.0	81	61	53	13	2	44	56	3	0	.319	
2018	PITTSBURGH	1-2	4.34	34	0	0	0	0	56.0	47	28	27	5	1	34	72	7	1	.226	
	TAMPA BAY	1-5	4.20	11	11	0	0	0	55.2	42	27	26	10	3	19	64	5	1	.208	
2019	Durham	0-0	0.00	2	2	0	0	0	2.1	2	0	0	0	0	3	3	0	0	.250	
	TAMPA BAY	6-1	1.78	12	12	0	0	0	60.2	40	13	12	4	0	14	76	2	0	.186	
2020	TAMPA BAY	5-1	4.08	11	11	0	0	0	57.1	43	26	26	11	0	22	91	7	0	.200	
2021	TAMPA BAY	5-2	2.66	14	14	0	0	0	88.0	55	26	26	10	0	27	123	8	0	.176	
2022	Durham	0-0	1.29	4	4	0	0	0	7.0	1	1	1	0	0	4	14	0	0	.045	
	TAMPA BAY	0-0	1.35	2	2	0	0	0	6.2	4	1	1	1	0	2	10	1	0	.167	
2023	Durham	0-0	0.68	4	4	0	0	0	13.1	8	1	1	1	1	0	5	20	1	0	.170
	TAMPA BAY	10-7	3.53	21	21	0	0	0	120.0	93	52	47	13	1	37	162	11	0	.209	
Major League - 8 years		30-26	3.89	127	88	0	0	1	529.2	427	247	229	69	10	212	678	46	3	.218	
Minor League-9 years		45-21	1.97	128	127	0	0	0	616.0	365	171	135	30	17	290	822	43	3	.171	

Career Postseason Pitching Record

Year	Team	W-L	ERA	G	GS	CG	SHO	SV	IP	H	R	ER	HR	HBP	BB	SO	WP	BK
2019	ALDS: TB vs. HOU	0-2	7.71	2	2	0	0	0	7.0	9	6	6	1	0	3	8	0	0
2020	ALWC: TB vs. TOR	1-0	3.00	1	1	0	0	0	6.0	6	2	2	2	0	1	8	2	0
	ALDS: TB vs. NYY	1-0	4.91	2	2	0	0	0	7.1	3	4	4	2	0	5	12	0	0
	ALCS: TB vs. HOU	0-1	6.00	1	1	0	0	0	6.0	8	4	4	2	0	2	5	0	0
	WS: TB vs. LAD	0-2	9.64	2	2	0	0	0	9.1	9	10	10	3	0	9	15	4	0
2022	ALWC: TB vs. CLE	0-0	0.00	1	1	0	0	0	5.0	2	0	0	0	0	0	5	0	0
2023	ALWC: TB vs. TEX	0-1	5.40	1	1	0	0	0	5.0	6	4	3	0	0	5	8	1	0
Postseason Totals		2-6	5.72	10	10	0	0	0	45.2	43	30	29	10	0	25	61	7	0
WC Totals		1-1	2.81	3	3	0	0	0	16.0	14	6	5	2	0	6	21	3	0
LDS Totals		1-2	6.28	4	4	0	0	0	14.1	12	10	10	3	0	8	20	0	0
LCS Totals		0-1	6.00	1	1	0	0	0	6.0	8	4	4	2	0	2	5	0	0
WS Totals		0-2	9.64	2	2	0	0	0	9.1	9	10	10	3	0	9	15	4	0

Career Single-Game Bests

Low-Hit Complete Game:	--	Most Strikeouts:	14, (2x), last, Sept. 6, 2023 vs. BOS
Most Innings Pitched Starter:	8.0, (2x), last, May 26, 2021 vs. KC	Most Walks:	6, Sept. 13, 2017 at MIL
Most Innings Pitched Reliever:	3.2, (2x), last, April 19, 2018 at PHI	Longest Winning Streak:	7 games, August 25, 2020 - April 17, 2021
Most Earned Runs Allowed:	7, May 12, 2017 at ARI	Longest Losing Streak:	5 games, (2x), last, June 22 - Sept. 11, 2018

Fielding

Position	PCT	G	PO	A	E	TC	DP
Pitcher	.963	127	37	41	3	81	3

Career Transactions

- June 7, 2011: Drafted by the Pittsburgh Pirates in the 5th round of the 2011 amateur draft. Player signed August 3, 2011.
- July 31, 2018: Traded by the Pittsburgh Pirates with a player to be named later and Austin Meadows to the Tampa Bay Rays for Chris Archer. The Pittsburgh Pirates sent Shane Baz (August 14, 2018) to the Tampa Bay Rays to complete the trade.
- December 16, 2023: Traded by the Tampa Bay Rays with Manuel Margot and cash to the Los Angeles Dodgers for Jonny DeLuca and Ryan Pepiot.

Injured List

- May 11 - 26, 2019 (mild right forearm strain)
- June 15 - November 5, 2021 (right elbow sprain)
- March 17 - Sept. 28, 2022 (Tommy Joh recovery)
- March 29 - May 27, 2023 (left oblique strain)



Matt GAGE

LHP | 95

@matt.gage.91

Bats: Left **Throws:** Right

Height: 6-3 **Weight:** 265

Opening Day Age: 31

Born: February 11, 1993 in Johnstown, NY

Resides: Johnstown, NY

Acquired: Via trade along with RHP Christian Zazueta Jr. from New York in exchange for LHP Caleb Ferguson

ML Service: 0.060

MLB Debut: June 6, 2022

Career Highlights

- * New York native joins the Dodgers after being traded from the New York Yankees on February 5, 2024
- * Southpaw owns a 0-1 record over 16 Major League games with a 1.83 ERA (4 ER/19.2 IP) with 20 strikeouts against nine walks with Toronto (2022) and Houston (2023)
- * Owns a Minor League record of 47-44 in 249 games (119 starts) with a 4.22 ERA (364 ER/777.0 IP) with 663 strikeouts against 219 walks
- * Added to Toronto's active roster on June 6, 2022 and made his Major League debut that night at KC, tossing a scoreless ninth inning with two strikeouts...struck out LF Kyle Isbel for his first MLB strikeout
- * Picked up his first professional win on July 10, 2014 against AZL Mariners, tossing 2.1 scoreless relief innings, giving up only one hit
- * Twirled his first complete game on June 1, 2016 against Bowie, giving up four hits, three runs, one hit batter, and one walk while striking out five
- * Drafted in the 10th round of the 2014 MLB draft by the San Francisco Giants

Year-By-Year

2023

- Claimed off of waivers by Houston on February 13
- Played a majority of the season with Triple-A Sugar Land, spinning a 1-1 record with a 4.58 ERA (19 ER/37.1 IP) in 34 relief outings
- In five relief appearances across two stints with Houston, went 0-0 with a 2.70 ERA (2 ER/6.2 IP) with eight strikeouts against three walks

Went 0-1 with a 2.95 ERA (6 ER/18.1 IP) in 17 home games compared to 1-0 with a 6.16 ERA (13 ER/19.0 IP) in 17 away games with Triple-A Sugar Land...held lefties to a .204 batting average with Triple-A Sugar Land, as opposed to a .337 average for righties

2022

- Signed by Toronto to a Minor League contract on November 29, 2021
- Added to Toronto's active roster on June 6 and made his Major League debut that night at KC, tossing a scoreless ninth inning with two strikeouts...struck out LF Kyle Isbel for his first MLB strikeout
- Had three Major League stints in 2022, making 11 appearances for the Blue Jays and posting a 1.38 ERA (2 ER/13IP) and a 0.92 WHIP...all 11 of those outings came in June and July
- Began the season with Triple-A Buffalo, working 10 consecutive scoreless appearances to begin his season... Spent the majority of his season at Triple A Buffalo and was equally effective, going 2-2 with 12 saves and a 2.34 ERA (11 ER/42.1IP) in 41 games

While with Triple-A Buffalo, he allowed just a .197 opponent average and struck out 46 in 42.1 innings pitched...worked 10 consecutive scoreless appearances to begin his season with Triple-A Buffalo...fired a 2-2 record with a 3.00 ERA (7 ER/21.0 IP) in 20 road games compared to 0-0 with a 1.69 ERA (4 ER/21.1 IP) in 21 home games

2021

- Signed with Arizona to a minor league contract on February 9
- Played seven relief appearances with Double-A Amarillo to start the season, going 2-0 with a 0.68 ERA (1 ER/13.1 IP) with 18 strikeouts against only one walk
- With Triple-A Reno, went 2-1 with a 5.57 ERA (20 ER/32.1 IP) in 36 relief outings while holding batters to a .276 average

2020

- Played for Eastern Reyes del Tigre in the Constellation Energy League in 2020, making 11 appearances (three starts) while fashioning a 3.07 ERA (5 ER/14.2 IP).

2019

- Played the entire season with Diablos Rojos del Mexico, going 10-4 with a 5.57 ERA (73 ER/118.0 IP) with 106 strikeouts against 39 walks

Tossed a season-high 10 strikeouts against Tijuana...fired a 6-2 record on the road with a 4.33 ERA (30 ER/62.1 IP) in 12 starts compared to 4-2 with a 6.95 ERA (43 ER/55.2 IP) in 13 games (12 starts) at home

2018

- Played on four different teams between the Giants and Mets organizations after signing with the Mets organization to a minor league contract on August 4
- Played for Double-A Richmond and Triple-A Sacramento in the Giants organization, going 0-2 with a 3.18 ERA (8 ER/22.2 IP) in four starts and 4-7 with a 6.45 ERA (38 ER/53.0 IP) in 11 starts (10 games) respectively
- Spent time with Double-A Binghamton and Triple-A Las Vegas with the Mets, going 2-1 in three starts with a 3.12 ERA (6 ER/17.1 IP) and 1-1 in two starts with a 6.30 ERA (7 ER/10.0 IP)

2017

- Split the season between Double-A Richmond and Triple-A Sacramento
- In 13 starts with Double-A Richmond, fired a 4-4 record with a 2.88 ERA (25 ER/78.0 IP) with 55 strikeouts against 20 walks
- Notched his second complete game and first shutout on June 22 against Hartford, giving up only five hits and one walk while striking out three in the win
- Went 2-7 in 13 games (12 starts) with a 5.75 ERA (43 ER/67.1 IP) with 40 strikeouts against 20 walks

Named an Eastern League Mid-Season All-Star with Double-A Richmond...had his best month in June with Double-A Richmond, going 3-0 with a 1.38 ERA (5 ER/32.2 IP)...held runners in scoring position with Double-A Richmond to a .164 average

2016

- Spent the entirety of the season with Double-A Richmond, firing a 9-7 record in 23 starts with a 3.38 ERA (51 ER/136.0 IP) while holding batters to a .248 average
- Twirled his first complete game on June 1 against Bowie, giving up four hits, three runs, one hit batter, and one walk while striking out five

2015

- Split the season between Single-A Augusta (15 GS) and Double-A Richmond (9 G, 7 GS)
- With Single-A Augusta, went 4-4 with a 4.07 ERA (35 ER/77.1 IP) with 71 strikeouts against 13 walks
- With Double-A Richmond, tossed a 2-3 record with a 4.66 ERA (20 ER/38.2 IP) with 30 strikeouts against 10 walks

2014

- Made his professional debut with Rookie-level AZL Giants, going 2-0 in 13 games (six starts) with a 1.89 ERA (7 ER/33.1 IP)
- Picked up his first professional win on July 10 against AZL Mariners, tossing 2.1 scoreless relief innings, giving up only one hit

Personal

Matthew Robert Gage...born on February 11, 1993 in Johnstown, New York...drafted in the 10th round of the 2014 MLB draft by the San Francisco Giants

Career Pitching Record

Year	Team	W-L	ERA	G	GS	CG	SHO	SV	IP	H	R	ER	HR	HB	BB	SO	WP	BK	AVG
2014	AZL Giants	2-0	1.89	13	6	0	0	0	33.1	27	8	7	1	0	8	32	6	0	.225
2015	Augusta	4-4	4.07	15	15	0	0	0	77.1	87	43	35	3	1	13	71	3	1	.290
	Richmond	2-3	4.66	9	7	0	0	0	38.2	39	21	20	2	0	10	30	0	0	.262
2016	Richmond	9-7	3.38	23	23	1	0	0	136.0	130	55	51	2	3	34	106	3	1	.248
2017	Richmond	4-4	2.88	13	13	1	1	0	78.0	77	25	25	5	4	20	55	1	1	.262
	Sacramento	2-7	5.75	13	12	0	0	0	67.1	99	49	43	3	2	20	40	5	0	.350
2018	Richmond	0-2	3.18	4	4	0	0	0	22.2	24	12	8	3	0	3	15	0	0	.270
	Binghamton	2-1	3.12	3	3	0	0	0	17.1	24	7	6	0	0	4	17	0	0	.338
	Sacramento	4-7	6.45	11	10	0	0	0	53.0	83	45	38	4	1	15	32	1	0	.356
	Las Vegas	1-1	6.30	2	2	0	0	0	10.0	13	7	7	0	2	4	16	0	0	.317
2019	Mexico	10-4	5.57	25	24	0	0	0	118.0	142	79	73	14	6	39	106	5	2	.300
2021	Amarillo	2-0	0.68	7	0	0	0	1	13.1	9	2	1	1	2	1	18	1	1	.191
	Reno	2-1	5.57	36	0	0	0	2	32.1	37	22	20	7	1	12	40	3	0	.276
2022	Buffalo	2-2	2.34	41	0	0	0	12	42.1	30	13	11	1	0	16	46	2	0	.197
	TORONTO	0-1	1.38	11	0	0	0	0	13.0	6	4	2	1	1	6	12	0	0	.146
2023	Sugar Land	1-1	4.68	34	0	0	0	0	37.1	41	20	19	5	1	20	39	3	0	.287
	HOUSTON	0-0	2.70	5	0	0	0	0	6.2	6	2	2	1	0	3	8	0	1	.261
Major League - 2 years		0-1	1.83	16	0	0	0	0	19.2	12	6	4	2	1	9	20	0	1	.188
Minor League- 8 years		47-44	4.22	249	119	2	1	15	777.0	862	408	364	51	23	219	663	34	6	.282

Career Single-Game Bests

Low-Hit Complete Game:	--	Most Strikeouts:	3, (2x), last, May 16, 2023
Most Innings Pitched Starter:	--	Most Walks:	2, May 7, 2023 at SEA
Most Innings Pitched Reliever:	2.0, June 11, 2023 at CLE	Longest Winning Streak:	--
Most Earned Runs Allowed:	2, May 16, 2023 vs. CHC	Longest Losing Streak:	1 game, June 21, 2022 - current

Fielding

Position	PCT	G	PO	A	E	TC	DP
Pitcher	.000	16	0	0	0	0	0

Career Transactions

- June 6, 2014: Drafted by the San Francisco Giants in the 10th round of the 2014 amateur draft. Player signed July 12, 2014.
- July 12, 2018: Released by the San Francisco Giants.
- August 4, 2018: Signed as a Free Agent with the New York Mets.
- February 5, 2019: Signed as a Free Agent with the Colorado Rockies.
- March 29, 2019: Released by the Colorado Rockies.
- February 9, 2021: Signed as a Free Agent with the Arizona Diamondbacks.
- November 29, 2021: Signed as a Free Agent with the Toronto Blue Jays.
- February 13, 2023: Selected off waivers by the Houston Astros from the Toronto Blue Jays.
- January 29, 2024: Selected off waivers by the New York Yankees from the Houston Astros.
- February 5, 2024: Traded to the Los Angeles Dodgers along with Christian Zazueta Jr. in exchange for LHP Caleb Ferguson.

Injured List

- No injuries at the Major League level.



Tony
GONSOLIN RHP | 26

@gooooose15

Bats: Right **Throws:** Right
Height: 6-3 **Weight:** 205
Opening Day Age: 29
Born: May 14, 1994 in Vacaville, CA
Resides: Irvine, CA
Acquired: Drafted in the 9th round of the 2016 First Year Player Draft from St. Mary's College (CA)
ML Service: 4.152
MLB Debut: June 26, 2019



Career Highlights

- * 29-year-old right-hander enters his sixth season with Los Angeles
- * California native owns a 34-11 record, with one save and a 3.19 ERA (133 ER/375.2 IP) in 79 games (71 starts) with 349 strikeouts and 131 walks and 1.05 WHIP...has limited hitters to a .195/.271/.343 slashline in 375.2 big league innings
- * Produced career-bests in most pitching categories during the 2022 season, including wins (16), ERA (2.14), innings pitched (130.1 IP), strikeouts (119), opponents batting average (.172), hits-per-nine-innings (5.46), and games started (24)
- * Finished fourth in the 2020 Rookie of the Year voting, named Baseball America's MLB Rookie of the Year and selected to the publication's All-Rookie team after going 2-2 with a 2.31 ERA in nine games (eight starts)
- * Tied for the second fewest decisions all-time among pitchers to reach 30 victories. In addition, his 27-6 (.818) record as a starter is the best in the modern era through 60 games started
- * Made his Major League debut on June 26, 2019 at Arizona and took the loss (8-2) after allowing six runs (four earned) on six hits in a 4.0-inning start
- * Earned his first big league victory on Aug. 5, 2019 vs. St. Louis, allowing just two hits and striking out seven in 6.0 scoreless innings in the Dodgers' 8-0 win
- * Has a career minor league record of 20-14 with a 3.32 ERA (105 ER/285.0 IP) in 105 games (44 starts) across four different levels...has fanned 327 batters against 93 walks in 285.0 career Minor League innings...has limited hitters to a .234 batting average while recording a 1.21 WHIP
- * Was named Dodgers Branch Rickey Minor League Pitcher of the Year in 2018...named a MiLB.com Organizational All-Star in 2018, as well as a California League Mid-Season All-Star
- * Selected by the Dodgers in the 9th round of the 2016 First-Year Player Draft out of Saint Mary's University (CA).

Year-By-Year

2023

- In 20 starts for the Dodgers, garnered a 8-5 record with a 4.98 ERA (57 ER/103.0 IP) with 82 strikeouts against 40 walks
 - Missed the first month of the season with a left ankle injury sustained in spring training...made his first start of the season on April 26
 - Underwent Tommy John surgery on September 1, performed by Dr. Neal ElAttrache, causing him to miss the rest of the season
- Recorded three wins in a row from August 2-12 against OAK, SD, and COL...had his best month in May, going 3-1 with a 1.95 ERA (7 ER/32.1 IP) in six starts...was even-keeled against righties and lefties, holding them to a .239 average (49-for-205) and .210 (37-for-176) respectively

2022

- Had a stellar year with a 16-1 record across 24 starts for a 2.14 ERA (31 ER/130.1 IP) and 119 strikeouts

against 35 walks for a 0.87 WHIP...set career-best in wins, ERA, innings pitched, strikeouts, opponents batting average (.172), hits-per-nine innings (2.14), and games played

- Led the Dodger pitching staff in multiple areas: wins (2nd, 16), innings pitched (3rd, 130.1), and strikeouts (4th, 119)...ranked third in the National League with his 16 wins
- Turned 11 quality starts (also career-high) in 24 tries...notched a .941 winning percentage and kept the opposition to a .172/.237/.299 slashline with a .536 OPS
- Made his first career All-Star roster and appeared in the game, suffering the loss after allowing three runs in 1.0 innings of work
- Allowed two runs or fewer in 20 of his 24 starts... spun 6.0+ innings of work in 12 starts
- Pitched a career-high 7.2 innings on July 1 against the Padres, allowing one run on four hits with eight strikeouts, taking home his 10th win of the year
- Fired 5.0+ innings in 20 of his 24 starts...longest appearance came on July 1 vs. SD, pitching 7.2 innings of one-run ball with eight strikeouts and no issued walks
- Recorded five straight wins from May 28 to June 21, pitching 29.1 innings, striking out 27 batters and walking just six, giving up 13 hits during the span...finished his season with another five-win streak, striking out 26 batters and walking eight through 28.2 innings of work
- Pitched a career-high 7.2 innings on July 1 against the Padres, allowing one run on four hits with eight strikeouts, taking home his 10th win of the year
- Produced a 4-0 record in three separate months: May, June, and August, posting a combined 1.31 ERA (12 ER/80.2 IP) with 76 strikeouts and 0.74 WHIP

Recorded his sole loss on July 25 vs. WSH, after allowing four earned runs on six hits with three walks and four strikeouts...struck out eight batters in two different games: July 1 vs. SD, Aug. 17 at MIL...limited right-handed hitters to a .184 (39-for-212)/.251/.325 slashline vs. a .163 (40-for-246)/.225/.276 slashline for right-handed hitters...allowed just 12 hits with runners in scoring position across 20 games for a .148 opponents' average (12-for-81)...with runners on, kept the opposition to a .148 average (12-for-81), allowing just three extra-base hits...placed on the injured list with right forearm strain from Aug. 29 - Oct. 3... appeared in a rehab assignment with Triple-A Oklahoma City...started Game 3 of the NLDS against San Diego, allowing one earned run on four hits in just 1.1 innings

2021

- * Posted a 4-1 record across 15 Major League games (13 starts) with a 3.23 ERA (20 ER/55.2 IP) and a 1.35 WHIP
- * Struck out 65 batters and walked 34 for a 10.5 strikeout-per-nine innings mark
- * Was strong against right handed hitters, limiting the slashline to .195/.320/.420 versus lefties at .213/.314/.336
- * His longest starts occurred on July 6 at MIA and July 24 vs. COL at 5.1 innings, striking out a combined ten batters with three walks and just four hits
- * Pitched in relief in three NLCS games against Atlanta, producing a 1-0 mark with a 11.25 ERA (5 ER/4.0 IP) and four strikeouts, one walk, and one home run
- * Spent majority of the season rehabbing his right shoulder, appearing for both Single-A Rancho Cucamonga and Triple-A Oklahoma City, pitching in a combined four games for a 0-0 record and a 3.55 ERA (5 ER/12.2 IP)...fanned ten batters and walked four
- Struck out seven batters three times (6/25 vs. CHC, 7/24 vs. COL, 9/24 at ARI), registering two wins in those three appearances...improved his line when facing batters a second time, limiting hitters to a .152/.264/.215 versus .228/.328/.446 in their first at-bats...registered three of his four wins in the second half of the season

2020

- * Finished fourth in Rookie of the Year voting, named Baseball America's MLB Rookie of the Year and selected to the publication's All-Rookie team after going 2-2 with a 2.31 ERA in nine games (eight starts) over three stints with the Dodgers
- * Among NL pitchers with 40.0 or more innings, ranked seventh in ERA, fifth in opponents' batting average (.193), second in WHIP (0.84) and sixth in opponents' OPS (.518)...led MLB rookies in ERA and WHIP
- * Allowed just two homers in 46.2 innings, ranking fourth in homers allowed per 9.0 innings (0.39)
- * Posted the first double-digit strikeout game of his career on Sept. 20 at Colorado, fanning 10 Rockies hitters in 5.0 frames but taking the loss in the Dodgers' 6-3 defeat
- * Appeared in four Postseason games (three starts) during the Dodgers' run to a World Championship, going 0-2 with an 8.68 ERA (9 ER/9.1 IP)...started the club's World Series clinching Game 6, allowing one run on three hits in a 1.2-inning no-decision

2019

- * Finished his first big league season with a 4-2 record and a 2.93 ERA (13 ER/40.0 IP) with a save in 11 games (six starts) across four stints with Los Angeles

* In six starts, including his Major League debut, he went 2-2 with a 2.89 ERA (9 ER/28.0 IP), striking out 24 batters against 10 walks while posting a 1.07 WHIP

Made five relief appearances, putting up a 2-0 record with a save and a 3.00 ERA (4 ER/12.0 IP), limiting opponents to a .143 average while registering a 0.92 WHIP... four of his five relief appearances were of 2.0 innings or more, including a 4.0 inning save at Colorado on July 30...allowed only four earned runs in 20.0 innings during the month of August, posting a 1.80 ERA while striking out 16 batters...started the season with Oklahoma City, where he went 2-4 with a 4.35 ERA (20 ER/41.1 IP) in 13 starts, punching out 50 against 21 walks

2018

* Split the season between Advanced -A Rancho Cucamonga and Double-A Tulsa, going 10-2 with a 2.60 ERA (37 ER/128 IP) in 26 starts...he struck out 155 batters against 42 walks, while holding opponents to a .219 batting average

* Set career-highs in wins, ERA, starts, innings pitched, strikeouts, batting average against and WHIP (1.14)

Started the season with Rancho Cucamonga, going 4-2 with 2.69 ERA (25 ER/ 83.2IP) before being promoted to Double-A Tulsa on July 14...finished the season with Tulsa, earning a 6-0 record with a 2.44 ERA in nine starts for the Drillers...won his first four starts with the Drillers and held his opponents to a .203 batting average with 1.08 WHIP...was named MiLB.com Organizational All-Star and California League Mid-Season All-Star

2017

Spent most of the season with Advanced-A Rancho Cucamonga, where he went 7-5 with a 3.92 ERA (27 ER/62.0 IP), striking out 73 batters against 18 walks while posting a 1.27 WHIP...appeared in three games for Single-A Great Lakes, posting a 0-1 record and a 3.38 ERA (3 ER/8.0 IP) with 12 strikeouts

2016

In his first professional season, he went 1-2 with a 3.77 ERA (13 ER/31.0 IP) in 19 games between Single-A Great Lakes and Rookie-level Ogden

Personal

Anthony D. Gonsolin...attended St. Mary's University, where he earned All-WCC First Team honors in 2016 as an outfielder/pitcher...he hit .307 with seven homers and 26 RBI while going 3-3 with a 3.86 ERA in 18 games on the mound...Prior to St. Mary's, he starred for Vacaville High School...He was named to the All-Monticello Empire League team and was named an Optimist Sacramento Area All-Star and garnered MVP honors for the South squad in the all-star game...originally selected by the Dodgers in the 9th round of the 2016 First-Year Player Draft out of Saint Mary's University.

Career Pitching Record

Year	Team	W-L	ERA	G	GS	CG	SHO	SV	IP	H	R	ER	HR	HB	BB	SO	WP	BK	AVG
2016	Ogden	1-0	2.60	10	0	0	0	2	171	12	5	5	1	0	5	15	0	0	.200
	Great Lakes	0-2	5.27	9	0	0	0	2	13.2	17	9	8	0	1	3	10	1	0	.309
2017	Great Lakes	0-1	3.38	3	0	0	0	1	8.0	8	3	3	2	0	0	12	0	0	.242
	Rancho Cucamonga	7-5	3.92	39	0	0	0	5	62.0	61	29	27	5	0	18	73	5	0	.254
2018	Tulsa	6-0	2.44	9	9	0	0	0	44.1	32	14	12	3	1	16	49	4	0	.203
	Rancho Cucamonga	4-2	2.69	17	17	0	0	0	83.2	72	31	25	5	0	26	106	10	0	.227
2019	LOS ANGELES	4-4	2.93	11	6	0	0	1	40.0	26	15	13	4	1	15	37	2	0	.178
	Oklahoma City	2-4	4.35	13	13	0	0	0	41.1	41	25	20	4	3	21	50	3	0	.248
2020	LOS ANGELES	2-2	2.31	9	8	0	0	0	46.2	32	13	12	2	1	7	46	3	0	.193
2021	LOS ANGELES	4-1	3.23	15	13	0	0	0	55.2	4	20	20	8	0	34	65	4	0	.202
	Rancho Cucamonga	0-0	3.86	1	1	0	0	0	2.1	3	1	1	0	0	1	1	0	0	.333
	Oklahoma City	0-0	3.48	3	3	0	0	0	10.1	6	4	4	2	0	3	9	1	0	.162
2022	LOS ANGELES	16-1	2.14	24	24	0	0	0	130.1	79	32	31	11	4	35	119	5	0	.172
	Oklahoma City	0-0	0.00	1	1	0	0	0	2.0	1	0	0	0	0	0	2	0	0	.167
2023	LOS ANGELES	8-5	4.98	20	20	0	0	0	103.0	86	61	19	19	7	40	82	2	0	.226
	Oklahoma City	0-0	6.00	1	1	0	0	0	2.0	1	2	2	1	0	2	7	0	0	.100
Major League - 5 years		34-11	3.19	79	71	0	0	1	375.2	264	141	133	44	13	131	349	16	0	.195
Dodgers Totals - 5 years		34-11	3.19	79	71	0	0	1	375.2	264	141	133	44	13	131	349	16	0	.195
Minor League- 7 years		20-14	3.34	106	45	0	0	10	288.0	254	123	107	23	5	95	334	24	0	.233

Career Postseason Pitching Record

Year	Team	W-L	ERA	G	GS	CG	SHO	SV	IP	H	R	ER	HR	HBP	BB	SO	WP	BK
2020	NLCS: LAD vs. ATL	0-1	9.95	2	1	0	0	0	6.1	5	7	7	2	0	6	8	0	0
	WS: LAD vs. TB	0-1	6.00	2	2	0	0	0	3.0	4	2	2	2	0	3	5	0	0
2021	NLCS: LAD vs. ATL	1-0	11.25	3	0	0	0	0	4.0	5	5	5	2	0	1	4	0	0
	NLDS: LAD vs. SD	0-1	6.75	1	1	0	0	0	1.1	4	1	1	0	0	1	1	1	0
Postseason Totals		1-2	9.20	8	4	0	0	0	14.2	18	15	15	6	0	11	18	1	0
LDS Totals		0-1	6.75	1	1	0	0	0	1.1	4	1	1	0	0	1	1	1	0
LCS Totals		1-1	10.45	5	1	0	0	0	10.1	10	12	12	4	0	7	12	0	0
WS Totals		0-1	6.00	2	2	0	0	0	3.0	4	2	2	2	0	3	5	0	0

Career Single-Game Bests

Low-Hit Complete Game:	--	Most Strikeouts:	10, September 20, 2020 at COL
Most Innings Pitched Starter:	7.2, July 1, 2022 vs. SD	Most Walks:	5, (2x), last July 30, 2021 at ARI
Most Innings Pitched Reliever:	5.0, September 10, 2020 at COL	Longest Winning Streak:	13 games, July 24, 2021 - July 7, 2022
Most Earned Runs Allowed:	10, August 18, 2023 vs. MIA	Longest Losing Streak:	2 games, June 18 - July 2, 2023

Fielding

Position	PCT	G	PO	A	E	TC	DP
Pitcher	.984	79	33	29	1	63	0

Career Transactions

- June 10, 2016: Drafted by the Los Angeles Dodgers in the 9th round of the 2016 amateur draft. Player signed June 15, 2016.

Injured List

- April 4 - June 9, 2021 (right shoulder inflammation)
- August 31 - Sept. 4, 2021 (right shoulder inflammation)
- August 29 - Sept. 27, 2022 (right forearm strain)
- March 30 - April 26, 2023 (left ankle sprain)
- August 19 - November 11, 2023 (tommy john surgery)



Brusdar GRATEROL

RHP | 48

@Brusdar14Graterol

Bats: Right **Throws:** Right

Height: 6-1 **Weight:** 265

Opening Day Age: 25

Born: August 26, 1998 in Calabozo, Venezuela

Resides: Phoenix, AZ

Acquired: Trade with Minnesota along with Luke Raley for Kenta Maeda and Jair Camargo on Feb 10, 2020

ML Service: 3.167

MLB Debut: September 1, 2019

Career Highlights

- * Hard-throwing right-hander enters his sixth big league campaign and fifth season as a Dodger after producing his best year yet last season...was acquired by Los Angeles from Minnesota on Feb. 10, 2020 in a four-player deal
- * Owns a 11-9 Major League record with a 2.80 ERA and a 1.06 WHIP in 181 career games (five starts) in five MLB seasons with the Twins (2019) and Dodgers (2020-23)
- * Recorded his first big league save on June 26, 2022 vs. the Atlanta Braves...recorded four in five opportunities on the season
- * Set career-highs in 2023 in wins (4), ERA (1.20), games (68), innings (67.1), strikeouts (48), and saves (7)
- * His 1.20 ERA in 2023 was the third lowest in Dodger history with a minimum of 40 innings pitched, behind Hung-Chih Kuo and Eric Gagné
- * Posted a 64.4-percent groundball rate in 2023 which was fourth-highest in the Majors with a minimum of 40 innings pitched...induced 11 double plays on the year which ranked second behind Clayton Kershaw (16)
- * Did not surrender an earned run in his last 25.0 innings in 2023 (July 25-Sept.29)...the longest scoreless streak by a Dodgers reliever since the team moved to Los Angeles in 1958
- * In 2020, tied Kansas City's Josh Staumont with the Majors' fastest average sinker at 99.3 MPH and threw the second fastest average four-seamer at 98.8 MPH (behind Dustin May, 99.1) among pitchers with a minimum of 250 pitches (Source: Baseball Savant)
- * Made his big league debut on September 1, 2019 at Detroit, tossing a scoreless inning of relief with a strikeout...earned his first Major League win on Sept. 14, 2019, striking out three over two scoreless frames
- * In 72 minor league games, he has a 22-8 record with a 2.73 ERA (71 ER/234.1 IP) while posting a 1.06 WHIP...has averaged 9.76 strikeouts per 9.0 innings, punching out 254 batters in 234.1 Minor League innings
- * Was selected as a Mid-Season All-Star in 2018 with Single-A Cedar Rapids and again in 2019 as a member of the Pensacola Blue Wahoos (AA)
- * Signed by the Minnesota Twins as an undrafted free agent on August 29, 2014 by scout Jose Leon

Year-By-Year

2023

- Recorded his best season yet in the Major Leagues, posting a 4-2 record and seven saves with a 1.20 ERA (9 ER/67.1 IP) and a 0.97 WHIP in 68 games
- Boasted career-highs in wins (4), ERA (1.20), games (68), innings (67.1), strikeouts (48), and saves (7)
- His 1.20 ERA was the third lowest in Dodger history with a minimum of 40 innings pitched, behind Hung-Chih Kuo and Eric Gagné
- Picked up his first save of the season on April 23 against the Cubs, firing 2.0 scoreless innings while only allowing three hits

- Did not surrender an earned run in his last 25.0 innings to end the season (July 25-Sept.29)...The longest scoreless streak by a Dodgers reliever since the team moved to Los Angeles in 1958

Produced perfect numbers in the postseason, going 3.0 innings, allowing one hit and one walk, while striking out two...his 2.0 innings in Game 2 of the NLDS matched a season-high set on April 23 against the Cubs...posted a 64.4-percent groundball rate which was fourth-highest in the Majors with a minimum of 40 innings pitched...induced 11 double plays on the year which ranked second behind Clayton Kershaw (16)...held opponents to a .213 average with runners in scoring position...Performed slightly better against lefties, limiting them to a .208 average as opposed to a .229 mark against righties

2022

- Spent majority of the season with the Dodgers, pitching in just four games for Triple-A Oklahoma City on a rehab assignment for right shoulder inflammation

- In his four appearances for Triple-A Oklahoma City, went 1-0 with a 0.00 ERA in 3.2 scoreless innings...gave up only one hit and struck out four batters against a single walk

- Capped off his fourth big league season with a 2-4 record and a 3.26 ERA (18 ER/49.2 IP), striking out 43 batters against 10 walks, posting a 7.79 strikeout-per-nine innings mark across 46 games (one start)

- Recorded first Major League save on June 26 vs. the Atlanta Braves...totaled four in five opportunities on the season

- Competitive against righties averaging .165 and held lefties to a .292...kept batters at an overall .215 average and kept hitters to a .180 average on the road

- Matched his career high of pitching 2.0 innings four times this season (May 7 vs. CHC, May 21 vs. PHI, May 24 vs. WSH, July 10 vs. CHC)

Placed on IL on July 15 due to right shoulder inflammation and sent to Triple-A Oklahoma City Dodgers on August 12 for rehab assignment...activated from IL by Los Angeles Dodgers on September 22...allowed two hits and one run in two postseason games, averaging .286

2021

- Pitched for both the Dodgers and Triple-A Oklahoma City during season, appearing in 51 games between both clubs

- Over 34 games (one start) for the Dodgers, the righty went a perfect 3-0 with a 4.59 ERA (17 ER/33.1 IP) and 1.41 WHIP...fanned 27 batters and walked 13

- Produced a 2-2 record over 17 games with Triple-A Oklahoma City, tossing 16.2 innings and keeping hitters to a .194 average...struck out 20 batters and walked just five and recorded a 10.80 strikeout-per-nine innings mark

- Pitched 2.0 innings four times this season, matching his career high (7/25 vs. COL, 8/11 at PHI, 8/22 vs. NYM, 8/25 at SD)

- Was tough on the road, garnering a 1.42 ERA (3 ER/19.0 IP) with 15 strikeouts while limiting hitters to a .176 average

- Appeared in eight Postseason games, allowing just one earned run over 9.0 innings of work for a 0-1 record...struck out seven batters without issuing a walk

Faced bases loaded situations in six games and did not relinquish a hit...limited hitters to a .189 average across 24 instances with runners in scoring position...was solid from both sides of the plate, limiting lefties to a .286 average and righties to a .244 average...in Postseason play, the righty kept the opposition to a .129 average

2020

- In his first season with Los Angeles, went 1-2 with a 3.09 ERA and 0.90 WHIP in 23 games (two starts)...tied for ninth among NL relievers in WHIP

- Held opponents to a .225/.273/.288 slash line, allowing just three extra-base hits (two doubles, one home run)...limited right-handers to a .164 batting average (9-for-55)

- Tied with Kansas City's Josh Staumont with the Majors' fastest average sinker at 99.3 MPH and threw the second fastest average four-seamer at 98.8 MPH (behind Dustin May, 99.1) among pitchers with a minimum of 250 pitches (Source: Baseball Savant)

Used twice as an opener, allowing one run in 2.0 innings in that role in starts vs. Houston (Sept. 13) and at San Diego (Sept. 16)...tossed scoreless relief in eight of his nine Postseason appearances, posting a 3.52 ERA (3 ER/7.2 IP) with one save, a 0.91 WHIP and a .207 opponents' batting average...did not allow a run in his three World Series appearances (2.0 IP) to help lead the Dodgers to the title

2019

- Saw his first Major League action, posting a 1-1 record with a 4.66 ERA (5 ER/9.2 IP) in 10 relief appearances with the Twins

- Entered the season ranked third among Minnesota prospects according to Baseball America

- Had his contract selected on September 1 and made his big league debut the same day at Detroit...recorded first career strikeout, fanning Dawel Lugo, his first batter in the ninth inning... at 21.006-years-

old, became 11th youngest Twins pitcher to ever make his debut, youngest since Rich Garces at 19.123-years-old in 1990

- Earned first career win September 14 at Cleveland (Game 2), pitching 2.0 scoreless innings with no hits, no walks and three strikeouts in a Twins 9-5 victory
- Combined to go 7-0, 1.92 ERA (13 ER/61.0 IP) with 23 walks, 61 strikeouts, a .179 opponents' batting average and one save in 18 games (11 starts) between Triple-A Rochester, Double-A Pensacola and the GCL Twins on the season.
- Named Twins Minor League Pitcher of the Week May 5, posting a 0.52 ERA (1 ER/17.1 IP), with 21 strikeouts and a .121 opponent batting average in two starts.

Appeared solely out of the Blue Wahoos and Red Wings bullpens following his final start on August 1, posting a 2.89 ERA (10.1 IP, 3 ER) with a .152 opponents batting average in seven combined appearances... named a Mid-Season All-Star for Double-A Pensacola after going 5-0, 1.89 ERA (10 ER/47.2 IP), 46 strikeouts to just 19 walks and a .188 opponent batting average...missed nearly 10 weeks with a shoulder impingement from May 25-August 7.

2018

- Combined to go 8-4 with a 2.74 ERA (31 ER/102.0 IP) and 107 strikeouts in 19 games with Single-A Cedar Rapids and Advanced-A Fort Myers
- Named Midwest League Mid-Season All-Star after going 2-2, 2.48 ERA (36.1 IP/10 ER) with six walks and 42 strikeouts in seven starts before the All-Star break

Spent two stints on the 7-day Injured List from May 8-14 with back spasms and May 30-June 6 with a right hand contusion

2017

- Ranked the fifth-best prospect in the Twins system by Baseball America

Returned from elbow surgery on August 26 and finished the season with a 4-1 record with a 2.70 ERA (12 ER/40.0 IP) and 45 strikeouts in 10 games (seven starts) with the GCL Twins and Rookie level Elizabethton

2016

Spent the entire season recovering from "Tommy John" surgery

2015

Made his professional debut on June 3 for the DSL Twins, tossing 3.0 innings while allowing five hits and striking out five batters...went 0-1 with a 2.45 ERA (3 ER/11.0 IP) but had his season cut short after undergoing "Tommy John" surgery on his right elbow on June 20

Personal

Brusdar Javier Graterol... married Allison Landa in Florida during 2020 offseason...welcomed a baby girl, Aria, in April 2023...resides in Phoenix, Arizona...was originally signed as a non-drafted free agent by the Twins on August 29, 2014 by scout Jose Leon

Career Pitching Record																								
Year	Team	W-L	ERA	G	GS	CG	SHO	SV	IP	H	R	ER	HR	HB	BB	SO	WP	BK	AVG					
2015	DSL Twins	0-1	2.45	4	4	0	0	0	11.0	12	4	3	0	2	1	17	1	0	.273					
2016									---Injured---															
2017	Elizabethton	2-1	3.92	5	5	0	0	0	20.2	16	9	9	1	1	9	24	1	0	.213					
	DSL Twins	2-0	1.40	5	2	0	0	0	19.1	10	3	3	1	2	4	21	2	0	.162					
2018	Cedar Rapids	3-2	2.18	8	8	0	0	0	41.1	30	12	10	3	4	9	51	4	0	.195					
	Fort Myers	5-2	3.12	11	11	0	0	0	60.2	59	22	21	0	5	19	56	4	1	.261					
2019	MINNESOTA	1-1	4.66	10	0	0	0	0	9.2	10	5	5	1	1	2	10	2	0	.278					
	Pensacola	6-0	1.71	12	9	0	0	1	52.2	32	10	10	2	3	21	50	2	0	.179					
	Rochester	1-0	5.06	4	0	0	0	0	5.1	4	3	3	1	1	2	7	0	1	.211					
	DSL Twins	0-0	0.00	2	2	0	0	0	3.0	1	0	0	0	0	0	4	0	0	.111					
2020	LOS ANGELES	1-2	3.09	23	2	0	0	0	23.1	18	9	8	1	3	3	13	0	0	.225					
2021	LOS ANGELES	3-0	4.59	34	1	0	0	0	33.1	34	18	17	2	5	13	27	2	0	.260					
	Oklahoma City	2-2	6.48	17	0	0	0	1	16.2	12	12	12	1	2	5	20	3	0	.194					
2022	LOS ANGELES	2-4	3.26	46	1	0	0	4	49.2	39	20	18	3	3	10	43	0	0	.215					
	Oklahoma City	1-0	0.00	4	0	0	0	0	3.2	1	0	0	0	0	1	4	0	0	.091					
2023	LOS ANGELES	4-2	1.20	68	1	0	0	7	67.1	53	14	9	3	2	12	48	2	0	.221					
Major Leagues - 5 years		11-9	2.80	181	5	0	0	11	183.1	154	66	57	10	14	40	141	6	0	.231					
Dodgers Total - 4 years		10-8	2.69	171	5	0	0	11	173.2	144	61	52	9	13	38	131	4	0	.218					
Minor League - 6 years		22-8	2.73	72	41	0	0	2	234.1	177	75	71	9	20	71	254	17	2	.209					

Career Postseason Pitching Record

Year	Team	W-L	ERA	G	GS	CG	SHO	SV	IP	H	R	ER	HR	HB	BB	SO	WP	BK
2019	ALDS: MIN vs. NYY	0-0	0.00	1	0	0	0	0	1.0	1	0	0	0	0	0	2	0	0
2020	NLWC: LAD vs. MIL	0-0	0.00	1	0	0	0	1	1.0	1	0	0	0	0	0	0	0	0
	NLDS: LAD vs. SD	0-0	0.00	1	0	0	0	0	1.1	0	0	0	0	0	0	0	0	1
	NLCS: LAD vs. ATL	0-0	8.10	4	0	0	0	0	3.1	3	3	3	0	0	1	4	0	0
	WS: LAD vs. TB	0-0	0.00	3	0	0	0	0	2.0	2	0	0	0	0	0	0	0	0
2021	NLDS: LAD vs. SF	0-0	0.00	4	0	0	0	0	3.2	3	0	0	0	0	0	3	0	0
	NLCS: LAD vs. ATL	0-1	4.70	7	0	0	0	0	4.1	1	1	1	0	1	0	4	0	0
2022	NLDS: LAD vs. SD	0-1	0.00	2	0	0	0	0	1.1	2	1	0	0	0	0	0	0	0
2023	NLDS: LAD vs. ARI	0-0	0.00	2	0	0	0	0	3.0	1	0	0	0	0	1	2	0	0
Postseason Totals		0-2	1.89	20	0	0	0	1	19.0	12	5	4	0	2	1	13	0	1
WC Totals		0-0	0.00	2	0	0	0	1	2.0	1	0	0	0	1	0	0	0	0
LDS Totals		0-1	0.00	10	0	0	0	0	10.1	6	1	0	0	0	1	7	0	1
LCS Totals		0-1	4.70	7	0	0	0	0	7.2	4	4	4	0	1	1	8	0	0
WS Totals		0-0	0.00	3	0	0	0	0	2.0	2	0	0	0	0	0	0	0	0

Career Single-Game Bests

Low-Hit Complete Game:	--	Most Strikeouts:	3, (6x), last, July 24, 2023 vs. TOR
Most Innings Pitched - Starter:	2.0, June 21, 2023 at LAA	Most Walks:	3, August 25, 21 at SD
Most Innings Pitched - Reliever:	2.0, (10x), last, April 23, 2023 at CHC	Longest Winning Streak:	5 games, July 3, 2021 - May 13, 2022
Most Earned Runs Allowed:	3, (4x), last, June 5, 2022 vs. NYM	Longest Losing Streak:	2 games, May 27 - June 9, 2022

Career Fielding Record

Position	PCT	G	PO	A	E	TC	DP
Pitcher	.972	181	28	41	2	71	6

Career Transactions

- August 29, 2014: Signed by the Minnesota Twins as an amateur free agent
- February 10, 2020: Traded to the Los Angeles Dodgers along with OF Luke Raley and 67th pick in the 2020 draft in exchange for RHP Kenta Maeda and catcher Jair Camargo.

Injured List

- July 14 - August 12, 2022 (right shoulder inflammation)
- Sept. 1 - 22, 2022 (right elbow inflammation)



Michael GROVE

RHP | 78

@mgrove_2

Bats: Right **Throws:** Right

Height: 6-3 **Weight:** 200

Opening Day Age: 27

Born: December 18, 1996 in Wheeling, WV

Resides: Wheeling, WV

Acquired: Drafted in the second round of the 2018 First-Year Player Draft out of West Virginia University

ML Service: 1.031

MLB Debut: May 15, 2022

Career Highlights

- * West Virginia native looks to his fifth professional season in Dodger Blue and second Major League season after making his Major League debut last season
- * Boasts a Major League record of 3-3 in 25 games (18 starts) with a 5.67 ERA (62 ER/ 98.1 IP) with 97 strikeouts and 29 walks
- * Made his Major League debut on May 15, 2022 against Philadelphia, striking out three over 3.2 innings while not factoring in the decision... recorded his first Major League strikeout on the second batter he faced, Alec Bohm, in six pitches
- * Recorded his first Major League win on Sept. 25, 2022 vs. St. Louis, allowing three hits, one earned run, one walk, and punching out three in 5.0 innings
- * Made his first postseason roster, appearing in two games in the 2023 NLDS against the Diamondbacks, sporting a 4.50 ERA (1 ER/2.0 IP)
- * Owns a 2-14 Minor League record with a 5.65 ERA (133 ER/212.2 IP) in 66 games (59 starts) with 273 strikeouts against 88 walks...has held opponents to a .266 average
- * Played two seasons of collegiate baseball with West Virginia, posting a 5-5 record with a 3.13 ERA in 25 games (16 starts), allowing 74 hits and striking out 117 batters in 92.0 innings
- * As a sophomore, he was named to the All-Big 12 Second Team and Academic All-Big 12 First Team after going 3-1 with a 2.87 ERA (15 ER/47.0 IP) and holding batters to a .174 average
- * Was limited to nine starts in 2017 before sustaining a season-ending arm injury that would result in Tommy John surgery
- * Originally selected by the Dodgers in the second round of the 2018 First-Year Player Draft out of West Virginia

Year-By-Year

2023

- Spent a majority of the season with the big-league club, going 2-3 with a 6.13 ERA (47 ER/69.0 IP) with 73 strikeouts and 10 walks...made his first opening day roster
- Performed better out of the bullpen, sporting a 4.24 ERA (8 ER/17.0 IP) while holding opponents to a .214 average...posted a 1-3 record as a starter with a 6.75 ERA (39 ER/52.0 IP)
- Fired a career-high 6.0 innings and struck out a career-high 10 on July 30 against the Reds
- In his five rehab appearances (two starts) for Triple-A Oklahoma City, he produced an 0-0 line with a 2.70 ERA (4 ER/13.1 IP)
- Struggled defensively with an .800 fielding percentage, making two errors in 10 total chances behind the mound
- Made his first postseason roster, appearing in two games in the NLDS, sporting a 4.50 ERA (1 ER/2.0 IP)

Made six starts in Spring Training, going 0-1 with a 5.40 ERA (10 ER/16.2 IP) and a 1.08 WHIP... his 9.52 strikeouts per nine innings ranked second on the team behind Emmet Sheehan (9.55) among starters with a minimum 60 innings pitched... ended the season with four consecutive scoreless appearances (6.1 IP)...went on the IL on April 21 with a right groin strain and again on August 6 with right lat tightness

2022

- Split the season between Double-A Tulsa (5 GS), Triple-A Oklahoma City (14 G, 12 GS), and the Los Angeles Dodgers

(7 G, 6 GS)

- Started the season with Double-A Tulsa, going 0-1 in five starts with an ERA of 2.76 (5 ER/16.1 IP)...gave up 11 hits, one home run, and five walks as he punched out 22 batters while holding hitters to a .180 average
- Appeared in 14 games (12 starts) with Triple-A Oklahoma City with a 1-4 record and a 4.07 ERA (27 ER/ 59.2 IP)...struck out 68 batters while giving up 56 hits, 32 runs, 10 homers, and 21 walks
- Finished the season with the Dodgers, recording one win and no losses over four stints...posted a 4.60 ERA (15 ER/ 29.1 IP) on 32 hits, 10 walks and 24 strikeouts
- Made his Major League debut on May 15, 2022, against Philadelphia, tossing 3.2 innings and giving up four hits, four runs, and three walks while striking out three while not factoring in the decision... recorded his first Major League strikeout on the second batter he faced, Alec Bohm, in six pitches
- Recorded his first Major League win on September 25 vs. St. Louis, allowing three hits, one earned run, one walk, and punching out three in 5.0 innings
- Ended the season on an 18-game streak of having at least one strikeout (since June 7)

Punched out a season-high 10 batters in five scoreless innings on August 17 with Oklahoma City vs. Sugar Land...was even keeled against righties and lefties with the Dodgers, holding them to .241 and .275 batting average respectively...pitched a minor league career-best 90 strikeouts in the minors, as well as a career-low WHIP of 1.22

2021

Pitched the entire season with Double-A Tulsa, garnering a 1-4 record across 21 games (19 starts) with a 7.86 ERA (62 ER/71.0 IP)...racked up 88 strikeouts and limited the opposition to a .290 average...registered a 11.15 strikeout-per-nine mark...struck out seven batters in three separate occasions (5/23 vs. WCH, 8/6 at SPR, 8/12 vs. WCH)...did not allow a walk in two games (8/6 at SPR, 9/5 vs. SPR)

2020

Spent the entire campaign at the alternate site

2019

Went 0-5 with a 6.10 ERA (35 ER/51.2 IP) and a 1.55 WHIP in 21 games with the Rancho Cucamonga Quakes (Advanced-A)...in 51.2 innings of work, he struck out 73 batters against 19 walks, averaging 12.8 strikeouts per nine innings

Personal

Michael Grove...son of Jeff and Stephanie Grove...attended Wheeling Park High School (WV) where he recorded a 1.20 ERA with 54 strikeouts in 33.2 innings in 2014 while hitting .488 and was named to the 2014 West Virginia Sports Writers Association All-State First Team

Career Pitching Record																			
Year	Team	W-L	ERA	G	GS	CG	SHO	SV	IP	H	R	ER	HR	HB	BB	SO	WP	BK	AVG
2019	Rancho Cucamonga	0-5	6.10	21	21	0	0	0	51.2	61	37	35	7	1	19	73	7	0	.293
2021	Tulsa	1-4	7.86	21	19	0	0	0	71.0	85	62	62	19	1	42	88	11	0	.293
2022	LOS ANGELES	1-0	4.60	7	6	0	0	0	29.1	32	21	15	6	0	10	24	2	0	.260
	Tulsa	0-1	2.76	5	5	0	0	0	16.1	11	8	5	1	0	5	22	3	0	.180
	Oklahoma City	1-4	4.07	14	12	0	0	0	59.2	56	32	27	10	1	21	68	5	0	.247
2023	LOS ANGELES	2-3	6.13	18	12	0	0	0	69.0	83	47	47	12	3	19	73	3	0	.296
	Oklahoma City	0-0	2.70	5	2	0	0	0	13.1	11	4	4	2	0	1	22	1	0	.212
Major League - 2 years		3-3	5.67	25	18	0	0	0	98.1	115	68	62	18	3	29	97	5	0	.285
Dodger Totals - 2 years		3-3	5.67	25	18	0	0	0	98.1	115	68	62	18	3	29	97	5	0	.285
Minor League - 5 years		2-4	5.84	61	57	0	0	0	198.2	213	139	129	37	3	87	251	26	0	.270

Career Postseason Pitching Record																		
Year	Team	W-L	ERA	G	GS	CG	SHO	SV	IP	H	R	ER	HR	HB	BB	SO	WP	BK
2023	NLDS: LAD vs. ARI	0-0	4.50	2	0	0	0	0	12.0	1	1	1	1	0	2	2	0	0
Postseason Totals		0-0	4.50	2	0	0	0	0	12.0	1	1	1	1	0	2	2	0	0
LDS Totals		0-0	4.50	2	0	0	0	0	12.0	1	1	1	1	0	2	2	0	0

Career Single-Game Bests			
Low-Hit Complete Game:	--	Most Strikeouts:	10, July 30, 2023 vs. CIN
Most Innings Pitched Starter:	6.0, July 8, 2023 vs. LAA	Most Walks:	3, May 15, 2022 vs. PHI
Most Innings Pitched Reliever:	4.0, June 9, 2023 at PHI	Longest Winning Streak:	2 games, July 8 - 18, 2023
Most Earned Runs Allowed:	9, April 9, 2023 at AZ	Longest Losing Streak:	2 games, April 9 - June 3, 2023

Career Fielding Record							
Position	PCT	G	PO	A	E	TC	DP
Pitcher	.867	25	5	8	2	15	1

Career Transactions

- June 6, 2018: Drafted in the second round of the 2018 First Year Player Draft out of West Virginia University

Injured List

- August 6 - September 7, 2023 (right lat tightness)



Kiké
HERNÁNDEZ

IF/OF | 8

@kikehndez

Bats: Right **Throws:** Right

Height: 5-11 **Weight:** 195

Opening Day Age: 32

Born: August 24, 1991 in San Juan, Puerto Rico

Resides: Phoenix, AZ

Acquired: Signed a one-year contract on February 26, 2024

ML Service: 9.054

MLB Debut: July 1, 2014

Career Highlights

- * Versatile utility man owns a .239 career batting average with 108 home runs and 393 RBI in 1,057 games over six big league seasons with the Astros (2014), Marlins (2014) and Dodgers (2015-20, 2023) and Boston (2021-23)
- * Has played every defensive position in the Majors save for catcher, combining to post a .981 fielding percentage and committing just 24 errors in 3761.0 innings...in the big leagues, has appeared at first base (25 G, 12 GS, 1,000 fielding pct.), second base (294 G, 206 GS, .980), third base (45 G, 25 GS, .899), shortstop (174 G, 126 GS, .962), left field (138 G, 67 GS, .993), center field (375 G, 305 GS, .988), right field (79 G, 37 GS, 1,000) and pitcher (1 G, July 24, 2018 at PHI)
- * Has an .829 OPS vs. left-handed pitchers, batting .266 (196-for-738) with a .350 OBP and a .478 SLG
- * Was traded twice during the 2014 calendar year, moving from the Astros to the Marlins on July 31 in a six player deal and being acquired the Dodgers on Dec. 10 in a seven-player swap
- * Made his Major League debut on July 1, 2014 with Houston vs. Seattle, knocking an RBI double off Dominic Leone in his first at-bat and going 2-for-2 after entering the game in the seventh inning
- * Belted his first big league homer, a solo shot off Chris Young, in his first start (at DH) on July 2, 2014
- * Was a member of Team Puerto Rico in the 2017 World Baseball Classic, and hit .267 (4-for-15) with one run, one triple and two RBI in six games
- * In seven minor league seasons in the Astros (2009-14), Marlins (2014) and Dodger (2015-16) organizations, has a .268 batting average with 30 steals, 37 home runs and 226 RBI in 534 games
- * Has appeared at every defensive position except for pitcher and catcher during his minor league career, including 373 games at second base, 62 games at shortstop, 40 games in left field, 25 games at third base, 16 games in right field, nine games in center field and one game at first base
- * Selected by the Astros in the sixth round of the 2009 First-Year Player Draft

Year-By-Year

2023

- Played the first 86 games of the season with Boston, slashing .222/.279/.320 with 31 RBI
 - Traded back to the Dodgers on July 25, hit .262 (44-for-168) with 12 doubles, five home runs and 30 RBI in 54 games
 - Appeared in the most games for Boston and Los Angeles at second base, playing 64 games (54 GS) and 15 games (five starts) respectively
 - Appeared in five games for Puerto Rico in the World Baseball Classic, slashing .300/.391/.400
- Was even-keeled against righties and lefties, hitting .235 (76-for-323) and .239 (34-for-142) respectively... had his best month at the plate in August with Los Angeles, slashing .253/.310/.418 in 26 games with nine doubles, two home runs and 16 RBI...boasted four games where he went 3-for-5, including three out of four with Los Angeles...hit .260 with runners in scoring position

2022

- In 93 games for the Red Sox, hit .222 (80-for-361) with six HR, 45 RBI, and a .629 OPS
- Missed 60 games on the Injured List due to a right hip flexor strain from 6/8-8/15
- Primarily appeared in center field (80 G, 77 GS) while also spending time at second base (11 G, 10 GS) and short stop (10 G, 4 GS)

Batted leadoff in 43 games while also hitting from the second (three), fourth (one), fifth (eight), sixth (five), seventh (17), eighth (12) and ninth (four) spots in the order...led Boston in AVG with RISP (.316, 31-for-98) (min. 100 PA with RISP)... on 9/6, agreed with BOS to a one-year contract extension through the 2023 season...hit .221 off righties and .224 off of lefties

2021

- In his first season with Boston, slashed .250/.337/.449 with a .786 OPS in 134 games
- Set career highs in hits (127), runs (84), doubles (35), XBH (58), walks (61), and at-bats (508)
- Made 93 starts in center field, 47 at second base and four at short stop and batted leadoff in 118 of his 144 starts
- In the 2021 Postseason, started each of the Sox' 11 games (10 in center field and one at second base)...Led MLB in XBH (10) and total bases (41) and was tied for the lead in HR (5, three others)...also ranked among leaders in AVG (5th, .408), SLG (3rd, .837), OPS (2nd, 1.260), hits (3rd, 20), doubles (T-2nd, 4), and runs scored (T-8th, 9)...recorded five hits in Game 2 of the ALDS at TB and four hits in Game 1 of the ALCS at HOU... Set the Red Sox record for most XBH in a single Postseason (10) and tied the record for most HR (5)

According to Baseball-Reference, was tied with Xander Bogaerts for the team lead in WAR (4.9)...posted a .286 AVG with a .901 OPS in the first inning (eight doubles, one triple, seven home runs)...hit 20+ HR for the second time in his career (21 in 2018)...ranked T-9th in the AL in doubles (35)...reached safely in 17 consecutive games from 6/26-7/17 and in 16 consecutive games from 8/8-26... made his sixth consecutive Opening Day roster (2016-21)...became the fourth player born in Puerto Rico to bat leadoff for the Red Sox in the team's season opener, joining Wil Cordero (1996), Luis Alicea (1995) and Juan Beniquez (1975)... hit his seventh career leadoff homer on Patriots' Day (4/19 vs. CWS)...is one of two Red Sox players with a leadoff HR on Patriots' Day, joining Ellis Burks in 1988 vs. TEX...hit a team-high nine home runs over 25 games from 6/20-7/21, after hitting 0 HR in his previous 23 games...Are his most HR in any 25-game span during his career...hit three leadoff HR in a span of five days: 6/27 vs. NYY (Gerrit Cole), 6/28 vs. KC (Danny Duffy), and 7/1 vs. KC (Kris Bubic)...become the 1st Red Sox player ever to hit three leadoff HR in a span of five days...had 10 consecutive hits go for extra bases from 7/9-23...became the first Red Sox player in the expansion era (1961-pres.) have 10 straight hits go for extra bases, all from the leadoff spot...prior to Hernández, the most recent Red Sox who had 10 consecutive hits go for extra bases were Jackie Bradley Jr. (2015), David Ortiz (2014), and J.D. Drew (2008)

2020

- In 48 games with the Dodgers, slashed .237/.304/.411 with eight doubles, one triple, five home runs and 20 RBI
- Versatile defenseman played 22 starts at second base, three in left base, three in right field, two in center field and two at short stop...also appeared in two games at first base and two at designated hitter
- Appeared in 17 postseason games (five starts) for the World Series champions...hit two HR in the NLCS against the Braves (Game 1 and Game 7)...In Game 7 of the NLCS, hit a game-tying, pinch-hit HR in the bottom of the 6th inning...it marked only the 2nd pinch-hit HR in a Game 7 of any series in postseason history (also Troy O'Leary, 2003 NLCS)

On Opening Day (7/23 vs. SF), went 4-for-5 with a career-high 5 RBI, one HR, and two runs scored...became the first Dodger since Raul Mondesi (1999) to record 4+ hits and 4+ RBI on Opening Day (also Rick Monday, 1978)...over his last 15 games of the season (beginning 9/3), hit .279 with a .838 OPS (12-for-43, 4 2B, 2 HR)... with RISP, hit .344 (11-for-32) with three HR and 17 RBI

2019

- Slashed .237/.304/.411 with 57 runs, 19 doubles, a triple, 17 home runs and a career-high 64 RBI in 130 games
- Became the fifth Dodger to hit two homers on Opening Day, joining Roy Campanella (1954), Raul Mondesi (1995 and 1999), Yasmani Grandal (2017) and Joc Pederson (2019)...matched career-highs in homers (2) and runs scored (3) and marked his fourth career multi-homer game (last, 6/24/18 at NYM)
- Played the majority of the season at second base, where he posted a .980 fielding percentage (5 E/589.1 INN) across a career-high 85 games (63 starts) at the position...ranked 16th among all second basemen (min. 550 INN) in fielding percentage and second in the NL with eight total zone runs as a second baseman...turned in a perfect fielding mark across 43 games (28 starts) in the outfield, including 20 games in center field, 17 games in right and 10 games in left...saw action in 11 games (six starts) at shortstop with two starts at first and one at third

Hit his second career grand slam in the seventh inning on June 18 against San Francisco (last: September 26, 2014 at WAS) and tied a career-best four RBI...launched his first of two, three-run, pinch-hit homers on May 27 vs. New York (NL) and later, June 27 at Colorado, to mark his fifth and sixth career pinch-hit homers...notched a career high four hits and RBI, a piece, while matching a career-high in homers (2) for the second time this season on July 18 at Philadelphia...on Aug. 22 against Toronto, tabbed his first career walk-off hit with a RBI single in the ninth for the team's 12th walk-off victory and second in as many nights...finished the second half slashing .277/.345/.415 with 36 hits, nine doubles, three homers and 21 RBI over 44 games...from June 30 to Sept. 29, went 43-for-153 (.281) and collected a hit in 31 of 51 games, including 10 multi-hit performances with 15 extra-base knocks and 23 RBI...combined for eight doubles, four homers and 19 RBI at a .344/.412/.567 clip over 30 games between July and August...led the team in average, OBP and ranked third in slugging, tied for fifth in doubles and seventh in homers and RBI (min. 30 G) during the span...appeared in three Postseason games and slashed .429/.500/1.000 with a trio of hits and RBI, including a pinch-hit double in Game 3 and home run in Game 5...placed on the 10-day injured list

on July 29 with a left-hand sprain...made a rehab assignment with AZL Dodgers Mota and Lasorda from Aug. 16-17 before rejoining the club on Aug. 20

2018

- Set career-highs in games played (145), runs (67), hits (103), triples (3, tied w/ 2014), home runs (21), RBI (52), walks (50), stolen bases (3, tied w/ 2017) and extra-base hits (41) in his fourth season with Los Angeles...also posted a .256/.336/.470 slash line with 17 doubles
- Posted a combined .984 overall fielding percentage (5 E/961.0 INN)...according to STATS, LLC, he was the first Dodger in franchise history to play every position (not counting catcher) in a season and was one of three players in 2018 in the Major Leagues to play every position (not counting catcher)
- Finished the year slashing .349/.429/.548 with 26 runs, nine doubles, two triples, four homers and 15 RBI in his final 46 games after the beginning of August...during that span, his batting average ranked the third best in the Majors (min. 150 PA)...his .976 OPS ranked ninth in the Majors

Appeared defensively in center field (63 G, 44 GS - .989 FPCT), right field (19 G, 7 GS - 1.000 FPCT), left field (18 G, 5 GS - 1.000 FPCT), shortstop (22 G, 17 GS, .983 FPCT), second base (41 G, 22 GS, 989 FPCT), third base (9 G, 2 GS, .800 FPCT) and first base (8 G, 7 GS - 1.000 FPCT), while also making one pitching appearance...made his first career pitching appearance on July 24, 2018 at Philadelphia...posted a .260/.335/.445 slash line against left-handed pitchers, while slashing .252/.338/.495 against righties...hit 12 of 21 home runs against right-handed pitchers...at home, hit .287 with 10 doubles, one triple, 14 home runs, 29 RBI and a .916 OPS, compared to a .227 batting average on the road...his OPS at home ranked the 11th best in the National League among hitters with 200 or more plate appearances...appeared in 15 postseason games for the Dodgers, going 5-for-41 (.122) with three runs, two homers and three RBI

2017

- In his third season with the Dodgers, he set career-best marks in games (140), runs (46), hits (64), doubles (24), home runs (11), RBI (37), walks (41) and stolen bases (3)...posted a .215 batting average (64-for-297), while 37 of his 64 hits this season were extra-base hits (24 2B, 2 3B, 11 HR)
- Appeared at every position except for pitcher and catcher, as he posted a combined .972 fielding percentage (6 E/682.2 IP)...played 34 games (16 GS - .977 fielding pct.) in center field, 28 games (12 GS - 1.000) in left field, 18 games (15 GS - 1.000) in right field, 24 games (16 GS - .959) at shortstop, 14 games (8 GS - .955) at third base, nine games (2 GS - .941) at second base and three games (2 GS - 1.000) at first base...according to STATS, LLC, he is the first Dodger in franchise history to make at least two starts at every position but pitcher and catcher
- Posted a .270 (41-for-152)/.367/.579 slashline with 13 doubles, two triples, 10 home runs and 27 RBI against left-handed pitchers...finished the season with the 11th best slugging percentage and 15th best OPS against left-handers in the National League

Belted a career-high tying two home runs on July 16 at Chicago-AL, recording his second career multi-homer game (also: April 15, 2016 vs. SF)...in 13 Postseason games, he slashed .320 (8-for-25)/.452/.720 with three home runs and eight RBI...stroked his first three career Postseason home runs in Game 5 of the NLCS against the Cubs, becoming the first Dodger to belt three homers in a single Postseason game and just the 11th Dodger to record a multi-homer game in a Postseason contest...stroked a grand slam in the third inning, becoming just the fourth Dodger in franchise history to hit a grand slam in a Postseason game, joining James Loney (2008 NLDS, G1), Ron Cey (1977 NLCS, Game 1) and Dusty Baker (1977 NLCS, Game 2)...according to Elias, he is also just the fifth player in big league history to hit three homers in a series-clinching Postseason win, joining Babe Ruth (1928 World Series), Reggie Jackson (1977 World Series), Adam Kennedy (2002 ALCS), and Adrian Beltre (2011 ALDS)...drove in seven runs in that game, which is a new single-game record for a League Championship Series contest and also tied Troy O'Leary (1999 ALDS) for the most in a series-clincher (source: Elias Sports Bureau)...prior to the beginning of the season, he joined Team Puerto Rico in the 2017 World Baseball Classic, going 4-for-15 (.267) with one run, one triple and two RBI in six games...the team lost in the finals at Dodger Stadium against Team U.S.A

2016

- Batted .190 with eight doubles, seven home runs and 18 RBI in 109 games with Los Angeles
- Posted a combined .982 fielding percentage, appearing in games at left field (41 G, 22 GS), center field (22 G, 16 GS), right field (7 G, 1 GS), third base (5 GS, 1 GS), second (11 GS, 5G) and shortstop (2 G, 1 GS)...recorded four outfield assists this season
- Registered his first career multi-home run game on April 15 against the Giants, slugging his first career leadoff home run in the first inning and a solo shot in the third, both off of Madison Bumgarner...also drove in a career-high four RBI in that game
- Placed on the DL with a left ribcage inflammation from June 29-July 31, missing 26 games

2015

- Led the Majors (min. 75 AB) in batting average (.423), on-base percentage (.471) and slugging percentage (.744) against left-handed pitchers, going 33-for-78 with nine doubles, two triples, four homers and 16 RBI
- Appeared in 76 games in his first season with the Dodgers, batting .307 with seven homers and 22 RBI
- Saw his first postseason action and started four NLDS games against the Mets, going 4-for-13 (.308) with a stolen base and three runs scored

Missed nearly a month on the DL with a left hamstring strain, Aug. 31-Sept. 28...on Nov. 4, underwent an arthroscopic debridement (clean up) of his right shoulder, performed by Dr. Neal ElAttrache in Los Angeles...opened the season with Triple-A Oklahoma City before being called up to the Majors for good on

2014

- Saw his first big league action, appearing in 42 games with the Marlins and Astros...also combined to hit .319 with 11 home runs and 42 RBI in 98 games in the minors with Double-A Corpus Christi, Triple-A Oklahoma City and Triple-A New Orleans
- Selected to Major League roster on July 1 by Houston and made MLB debut that night vs. Seattle, knocking an RBI double off Dominic Leone in his first at-bat and went 2-for-2 after entering the game in the seventh inning as a defensive replacement

Blasted his first homer, a solo shot off Chris Young, in his first start (at DH) on July 2...traded by the Astros with Austin Wates and Jarrod Cosart to the Miami for Francis Martes, Colin Moran, Jake Marisnick and 2015 compensation draft pick on July 31...blasted his first grand slam in the ninth inning of the second game of the Marlins' Sept. 26 doubleheader at Washington off Nats reliever Craig Stammen...acquired by Los Angeles from Miami with LHP Andrew Heaney, C Austin Barnes and RHP Chris Hatcher in exchange for IF Dee Gordon, RHP Dan Haren, IF Miguel Rojas and cash on Dec. 10

2013

- Spent entire 2013 campaign with Double-A Corpus Christi in Houston system, batting .236 in 116 games
- Spent most of 2012 with Single-A Lancaster (100 games) before being promoted to Double-A Corpus Christi on August 10 for final 23 games of season
- Appeared in 122 games at second base and six in the outfield

2011

- Appeared in just 62 games with Single-A Lexington to two stints on disabled list for right ankle sprains from April 17 to May 13, and again from July 28 through end of season
- Showed his versatility in the field, appearing in games at second base (12), third base (4), shortstop (3) and left field (32)

2010

- Spent the entire season with Short-Season A Tri-City, batting .280 with 18 doubles, three homers and 33 RBI in 60 games...season was cut short on August 28 by trip to disabled list for right ankle sprain

2009

- Named Gulf Coast League Astros Team MVP, hitting .295 with a homer and 27 RBI in 53 games in his first professional season

PERSONAL

Enrique J. (Kiké) Hernández...nickname pronounced KEE-kay...married to Mariana...they had their first child, Penélope Isabel, on 1/15/21...attended American Military Academy in Puerto Rico...appeared as himself in an episode of the popular soap opera "The Bold and The Beautiful" on Sept. 12, 2016...selected by the Astros in the sixth round of the 2009 First-Year Player Draft.

Career Batting Record																						
Year	Team	AVG	G	AB	R	H	2B	3B	HR	RBI	SH	SF	HBP	BB	SO	SB	CS	OBP	SLG	E		
2009	GCL Astros	.295	53	207	35	61	12	3	1	27	2	2	4	10	28	8	2	.336	.396	16		
2010	Tri-City	.280	60	246	31	69	18	1	3	33	1	2	2	14	35	3	0	.322	.398	7		
2011	Lexington	.247	62	215	30	53	11	0	2	17	3	0	0	31	33	0	2	.341	.326	6		
2012	Corpus Christi	.247	23	81	7	20	2	0	1	3	1	0	2	4	9	2	2	.299	.309	2		
	Lancaster	.275	100	378	52	104	25	7	5	49	5	3	3	22	43	4	2	.318	.418	15		
2013	Corpus Christi	.236	116	437	53	103	18	2	13	46	5	2	5	34	70	5	3	.297	.375	16		
2014	HOUSTON	.284	24	81	10	23	4	2	1	8	0	0	0	8	11	0	0	.348	.420	2		
	MIAMI	.175	18	40	3	7	2	1	2	6	0	0	1	4	10	0	0	.267	.425	0		
	New Orleans	.250	21	72	8	18	5	0	2	6	0	1	1	10	13	0	1	.345	.408	0		
	Oklahoma City	.337	67	264	41	89	17	2	8	31	2	3	2	18	25	6	5	.380	.508	8		
	Corpus Christi	.325	10	40	9	13	3	0	1	5	0	0	0	3	3	0	0	.372	.475	0		
2015	LOS ANGELES	.307	76	202	24	62	12	2	7	22	1	2	2	11	46	0	2	.346	.490	3		
	Oklahoma City	.169	16	59	6	10	2	0	1	9	0	1	0	4	14	1	0	.219	.254	1		
2016	LOS ANGELES	.190	109	216	25	41	8	0	7	18	0	0	0	28	64	2	0	.283	.324	2		
	Tulsa	.000	2	8	0	0	0	0	0	0	0	0	0	1	3	0	0	.111	.000	0		
	Rancho Cucamonga	.375	2	8	2	3	1	0	0	0	0	0	0	2	3	1	0	.500	.500	0		
	AZL Dodgers	.000	2	0	0	0	0	0	0	0	0	0	0	0	0	0	0	.000	.000	0		
2017	LOS ANGELES	.215	140	297	46	64	24	2	11	37	1	3	0	41	80	3	0	.308	.421	6		
2018	LOS ANGELES	.256	145	402	67	103	17	3	21	52	4	5	1	50	78	3	0	.336	.470	5		
2019	LOS ANGELES	.237	130	414	57	98	19	1	17	64	0	4	6	36	97	4	0	.304	.411	6		
2020	LOS ANGELES	.230	48	139	20	32	8	1	5	20	0	1	2	6	31	0	1	.270	.410	5		
2021	BOSTON	.250	134	508	84	127	35	3	20	60	0	7	9	61	110	1	0	.337	.449	8		
2022	BOSTON	.222	93	361	48	80	24	0	6	45	0	4	3	34	71	0	2	.291	.338	0		
2023	BOSTON	.222	86	297	38	66	11	0	6	31	0	2	2	22	68	3	1	.279	.320	15		
	LOS ANGELES	.282	54	168	19	44	12	0	5	30	0	4	1	12	29	1	0	.308	.423	3		
Major League - 10 years		.239	1057	3125	441	747	176	15	108	393	6	32	27	313	695	17	6	.311	.409	24		
Dodgers Totals - 7 years		.242	702	2059	258	444	100	9	73	243	6	19	12	184	425	13	3	.312	.425	30		
Minor League-8 years		.288	534	2023	274	543	114	15	37	226	19	14	19	153	279	30	17	.324	.394	71		

Career Postseason Batting Record

Year	Team	AVG	G	AB	R	H	2B	3B	HR	RBI	SH	SF	HP	BB	SO	SB	CS	OBP	SLG
2015	NLDS: LA vs. NYM	.308	4	13	3	4	0	0	0	0	0	0	0	2	4	1	0	.400	.708
2016	NLCS: LA vs. ChC	.000	6	8	0	0	0	0	0	0	0	0	0	3	2	0	0	.273	.000
2017	NLDS: LA vs. ARI	.333	3	3	1	1	1	0	0	0	0	0	0	1	0	0	0	.500	.667
	NLCS: LA vs. ChC	.444	4	9	3	4	0	0	3	7	0	0	0	2	1	0	1	.545	1.444
	WS: LA vs. HOU	.231	6	13	2	3	0	0	0	1	0	0	1	2	3	0	0	.375	.231
2018	NLDS: LA vs. ATL	.167	4	12	2	2	0	0	1	1	0	0	0	3	2	2	0	.333	.417
	NLCS: LA vs. MIL	.071	6	14	0	0	0	0	0	0	0	0	0	2	8	0	1	.188	.071
	WS: LA vs. BOS	.133	5	15	1	2	0	0	1	2	0	0	0	0	4	0	0	.133	.333
2019	NLDS: LA vs. WAS	.429	3	7	2	3	1	0	1	3	0	0	0	1	2	0	0	.500	1.000
2020	NLWC: LAD vs. MIL	.000	2	0	0	0	0	0	0	0	0	0	0	0	0	0	0	.000	.000
	NLDS: LAD vs. SD	.000	3	5	0	0	0	0	0	0	0	0	1	0	3	0	0	.167	.000
	NLCS: LAD vs. ATL	.308	6	13	2	4	0	0	2	2	0	0	0	1	2	0	0	.357	.769
2021	ALWC: BOS vs. NYY	.333	1	3	1	1	0	0	0	0	0	0	1	0	0	0	0	.500	.333
	ALDS: BOS vs. TB	.450	4	20	4	9	3	0	2	6	0	1	0	0	2	0	0	.429	.900
	ALCS: LAD vs. HOU	.385	6	26	4	10	1	1	3	3	0	0	1	0	4	0	0	.407	.846
2023	NLDS: LAD vs. ARI	.375	3	8	0	3	0	0	0	2	0	0	0	0	0	0	0	.375	.375
Postseason Totals		.213	41	94	14	20	2	0	6	14	0	0	1	16	26	3	2	.333	.759
WC Totals		.333	3	3	1	1	0	0	0	0	0	0	0	1	0	0	0	.500	.333
LDS Totals		.324	24	68	12	22	5	0	4	12	0	1	1	7	13	3	0	.390	.574
LCS Totals		.271	28	70	9	19	1	1	8	12	0	0	1	8	17	0	2	.354	.657
WS Totals		.179	11	28	3	5	0	0	1	3	0	0	1	2	7	0	0	.258	.286

Career Single-Game Best

Most Hits:	4, (4x), last, Sept. 10, 2022 at BAL	Most Stolen Bases:	2, June 20, 2019 vs SF
Most RBI:	5, Sept. 15, 2020 vs. SFG	Most Walks:	3, (2x), last, August 23, 2021 vs. TEX
Most Home Runs:	2, (6x), last, July 19, 2021 at TOR	Longest Hitting Streak:	10 games, (2x), last, May 20-29, 2022
Most Runs Scored:	4, (2x), last, Sept. 18, 2022 vs. KC	Grand Slams:	1 (2x), last: June 18, 2019 vs. SF (Gott)

Career Fielding Record

Position	PCT	G	PO	A	E	TC	DP
First Base	1.000	25	97	4	0	101	5
Second Base	.980	206	355	521	18	894	122
Third Base	.899	45	18	53	8	79	5
Shortstop	.962	174	167	333	20	520	64
Right Field	1.000	79	69	2	0	71	1
Left Field	.993	138	135	9	1	145	3
Center Field	.988	375	665	14	8	687	9

Career Transactions

- June 9, 2009: Drafted by the Houston Astros in the 6th round of the 2009 amateur draft. Player signed June 16, 2009.
- July 31, 2014: Traded by the Houston Astros with Austin Wates (minors) and Jarred Cosart to the Miami Marlins for Jake Marisnick, Francis Martes, Colin Moran and 2015 competitive balance round A pick.
- December 11, 2014: Traded by the Miami Marlins with Austin Barnes, Chris Hatcher and Andrew Heaney to the Los Angeles Dodgers for Dee Gordon, Dan Haren, Miguel Rojas and cash.
- February 2, 2021: Signed as a Free Agent with the Boston Red Sox.
- July 25, 2023: Traded by the Boston Red Sox to the Los Angeles Dodgers for Justin Hagenman (minors) and Nick Robertson.
- February 8, 2024: Signed with the Los Angeles Dodgers to a one-year contract.

Injured List

- July 23, 2013-conclusion of the season (left quad strain)
- Aug. 31-Sept. 28, 2015 (left hamstring strain)
- June 29-July 31, 2016 (left ribcage inflammation)
- July 29-August 20, 2019 (left hand sprain)
- May 7 - August 17 2021 (undisclosed)
- August 27 - September 7, 2021 (undisclosed)
- June 8 - August 16, 2022 (right hip flexor strain)



Teoscar
HERNÁNDEZ OF | 37

@elchino242

Bats: Right **Throws:** Right

Height: 6-2 **Weight:** 215

Opening Day Age: 31

Born: October 15, 1992 in Cotui, Dominican Republic

Resides: Cotui, Dominican Republic

Acquired: Signed a one-year contract on January 12, 2024

ML Service: 6.097

MLB Debut: August 12, 2016



Career Highlights

* Two-time Silver Slugger joins the Boys in Blue for his first season in the National League and seventh in the Majors after signing a one year contract on January 12, 2024

* Has played eight Major League seasons with the Houston Astros (2016-2017), Toronto Blue Jays (2017-2022) and Seattle Mariners (2023) and a career Major League slashline of .261/.316/.486 with a .802 OPS, amassing 159 career homers and 473 RBI in 811 games

* Recorded a 17 game hitting streak from Aug. 21 to Sept. 8, 2023, going .386 (27-for-70) with three doubles, seven home runs and 20 RBI

* Made his Major League debut with the Astros on Aug. 12, 2016 against Toronto where he went 2-for-4 with a walk and a solo homer off of LHP Francisco Liriano for his first Major League hit...became the fifth player in franchise history to homer in his first Major League game joining Jon Singleton (6/3/14 vs. LAA), Mark Saccomanno (9/8/08 vs. PIT), Dave Matranga (6/27/03 vs. TEX) and Ken Caminiti (7/16/87 vs. PHI)

* Had his best season in the Majors with Toronto in 2021, slashing .296/.346/.524 with career-best in hits (163), runs (92), homers (32), RBI (112) and stolen bases (12)...made his first All-Star Game in Colorado after hitting .297 with 11 homers and 48 RBI prior to the break...went on to win his second straight Louisville Silver Slugger award (other; 2020)

* Garnered many awards in his time with Toronto including Blue Jays Most Improved Player (2020), Blue Jays Most Valuable Player (2020), American League Silver Slugger (2020, 2021), American League All-Star (2021), American League Player of the Week (August 15, 2021) and All-MLB Second Team (2021)

* Originally signed by the Houston Astros on February 17, 2011 as an amateur international free agent

Year-By-Year

2023

- Traded to the Seattle Mariners on November 16, 2022, where he batted .258 with 26 homers and 93 RBI in 160 games
- Finished amongst the team leaders in batting average (3rd), homers (3rd), RBI (3rd), slugging percentage (4th, .435), extra-base hits (2nd, 57), total bases (2nd, 272) and hits (2nd, 161) while recording a .989 fielding percentage with 12 assists in 1160.1 innings
- * Recorded a .989 fielding percentage over 135 games (131 starts) at right field, committing only three errors over 264 total chances in 1160.1 innings

Slashed .287/.307/.510 against lefties last season, notching seven homers while driving in 27 batters...had his best month in August, slashing .365/.396/.654 with a 1.050 OPS in 26 games...smashed a five-hit game on Aug. 15, finishing the day 5-for-5 with a run, a double, a home run and three RBI...recorded a 17 game hitting streak from August 21 to September 8, going .386 (27-for-70) with three doubles, seven home runs and 20 RBI

2022

- Hit .267 (133-for-499) with 71 runs, 35 doubles, one triple, 25 home runs, 77 RBI and 34 walks over 131 games in his last season with Toronto
- Was one of two players in the Majors with at least 35 doubles and 25 home runs, along with outfielder Mookie Betts

* Recorded a .983 fielding percentage in 117 games at right field (115 starts)...committed four errors over 241 total chances in 966.2 innings

* One of three players to rank in the 95th percentile in hard-hit percentage and 80th percentile in sprint speed via Baseball Savant including Julio Rodríguez-SEA and Mike Trout-LAA.

• Homered against the Mariners twice in Game 2 of the Wild Card Series at the Rogers Centre...finished the series 2-for-8 in two games with three runs and four RBI

Hit .265 with 12 home runs, 30 extra-base hits and 125 total bases in the first half of the season, while hitting .268 with 13 home runs, 31 extra-base hits and 120 total bases in the second half...smashed .325 (38-for-117) with 11 home runs and 26 RBI with a 1.147 OPS in 152 plate appearances when ahead in the count...hit .327 (35-for-107) with six home runs and 20 RBI in 27 June games...spent time on the 10-day Injured List from April 14-May 6 with a left oblique strain

2021

• Ranked third in MLB with 116 RBI and finished seventh in the AL with a .296 average while setting career-highs in runs (92), hits (163), AVG (.296), OBP (.346), home runs (32) and RBI (116)

• On Opening Day, April 1 at NYY, hit Toronto's first home run of the season, a 437-foot blast off of RHP Gerrit Cole...finished 3-for-4 to become the 13th player (15th time) in team history with three hits and a homer on Opening Day

• Named an All-Star for the first time in his career...in the game he doubled and scored a run (1-for-2) while starting in left field

• Named AL Player of the Week for Aug. 9-15, his first career Player of the Week award, after he hit .500 (14-for-28) with eight runs, two doubles, two homers, and 10 RBI (1.393 OPS)

* Recorded an MLB-high 68 RBI on the road, third most in Blue Jays history (George Bell - 78 in 1987, Carlos Delgado - 76 in 1999)

* Launched his 32nd bomb on Oct. 2 vs. BAL, marking his 300th career RBI

Made All-MLB Second Team after the season...placed on the COVID-related IL on April 9 following exposure to a close contact positive COVID-19 case...activated on April 30...went deep twice May 12 at ATL for his 10th career multi-homer game (last: Aug. 14, 2020 vs. TB...on paternity list from June 17-20... returned to the team after the birth of his son, Mateo Javier...drilled a pair of two-run bombs July 24 at NYM, bringing his season total to 15, marking his third multi-homer game of the year (12th career)...hit his 16th longball of the year in the 2nd inning on July 30 vs. KC, the first homer at Rogers Centre since Breyvic Valera's longball on Sept. 29, 2019, vs. TB...homered in four straight games in Toronto, dating back to 2019...crushed his first career grand slam in the fifth inning Aug. 11, at LAA, part of a 2-for-5 game... homered in consecutive games for the third time this season (13th career)...hit his 26th home run in Game 2 on Sept. 11 at BAL, tying his career-high set in 2019... drilled his 2nd career grand slam on Sept. 12 at BAL, going 2-for-3 with five RBI...went 5-for-5 on Sept. 13 vs. TB, his first career five-hit game...reached the 30-home run plateau for the first time in his career on Sept. 23 at MIN...finished 19th in the American League Most Valuable Player voting

2020

• Completed his first complete Major League season with a .289/.340/.579 slashline and a .919 OPS with seven doubles, 16 home runs and 34 RBI in 50 games

• Won a Silver Slugger Award in right field, becoming the first Blue Jay to claim one since Josh Donaldson in 2016, and the first Toronto outfielder to do so since Jose Bautista in 2014

• Among AL hitters, ranked T-5th in home runs (16), 7th in slugging (.579), 7th in OPS (.919), T-9th in total bases (110) and T-16th in extra-base hits (23)...his 11.88 AB/HR rate was 4th highest in the AL (T-6th in MLB)

• Tied with Alex Verdugo for 1st in the Majors with seven outfield assists

• Nominated for the Hank Aaron Award as Toronto's top hitter, one of seven AL batters to receive such a nod

• Notched his 10th home run on Aug. 23 at TB, joining Carlos Delgado (2001) as the only batters in club history to hit 10 home runs in the team's first 26 games of a season

• Made his postseason debut in Game 1 of the ALWC at TB and reached base on a walk...singled in Game 2 for his 1st career playoff hit

Named to The Sporting News AL All-Star team...his .416 average on fastballs was fifth highest in MLB (4th in the AL), while his .650 average when ahead in the count led the Majors...put together a then career-high 10-game hitting streak from Sept. 17, 2019-July 14, 2020, going 13-for-37 (.351) with four doubles, one triple, four homers and 11 RBI over that span (.838 SLG)...hit a pair of solo homers on July 30 vs. WAS, becoming the 1st player in 2020 with two multi-HR games...belted his team-leading fifth home run on Aug. 12 vs. MIA...the 466-foot blast was the longest of his career (450 feet on July 29, 2019 at KC)...recorded a career-best 15-game hitting streak from Aug. 20 (G1)-Sept. 3, the longest hitting streak by a Blue Jay in 2020 and the 4th longest in the AL (T-7th in MLB) going 19-for-52 (.365) with 14 runs scored, a double, six home runs and 11 RBI (1.190 OPS) over that stretch...hit his eighth home run, his sixth vs. an NL team, during Game 2 of a doubleheader on Aug. 20 vs. PHI...slugged a solo shot on Aug. 21 at TB, homering in consecutive games for the second time in 2020 and the 10th time in his career...hit his 12th home run on Aug. 28 vs. BAL to tie José Abreu for the AL lead at the time...went 2-for-5 on Aug. 30 vs. BAL, including the walk-off

two-RBI single in the 9th...gave Toronto a 5-2 lead with a three-run homer in the 10th inning on Sept. 3 at BOS, his second career extra-inning homer (also July 27, 2017 vs. TB)...belted his 14th home run on Sept. 5 at BOS, moving into a temporary tie for the MLB lead (Mike Trout hit his 15th later in the night), becoming the second player in club history with 14 homers in the team's first 39 games of a season, joining Carlos Delgado (16 in 2001)...placed on the injured list with a left oblique strain from Sept. 6-15...among AL hitters at the time of his injury, ranked tied for second in home runs (14), 3rd in SLG (.637), 3rd in OPS (.995), 3rd in total bases (93), T-5th in hits (45), T-7th in extra-base hits (20) and 12th in average (.308)...in Game 2 of a doubleheader on Sept. 18 at PHI, hit his first home run since his IL stint, becoming the 10th MLB player to reach the 15-homer mark...connected for his 16th home run on Sept. 20 at PHI, tying him for 3rd most in MLB at the time

2019

- Set career highs in home runs (26), RBI (65), walks (45) and stolen bases (6) in his third season with Toronto...finished the season with a .230/.306/.472 slashline with a .778 OPS in 125 games
- Posted a .961 OPS over his last 59 contests (11-2B, 1-3B, 18 HR, 38 RBI), 13th best in the AL during that span
- Optioned to Triple-A Buffalo on May 16...hit .253 (19-for-75) with six extra-base hits and 11 RBI in 19 games for the Bisons (.793 OPS) before being recalled on June 5

Hit his first home run of the season on April 15 at MIN, a three-run blast to give the Jays a 5-3 win, his 13th go-ahead home run of his career (35th overall)...on April 16 at MIN, ended the game for a 6-5 win with an outfield assist, his second of the night, marking his second career game with multiple assists (also May 3, 2018 at CLE) and the eighth time in franchise history that a runner was thrown out at home to seal a victory (last: Aug. 13, 2012 vs. TB)...homered twice on June 16 at HOU, marking his third career multi-HR game, also doing so twice in September of 2017...belted two homers on July 17 at BOS for his fourth career multi-HR game...also homered in consecutive games for the 6th time in his career...on July 27 vs. TB, followed up a Brandon Drury blast with one of his own for Toronto's 8th set of back-to-back homers...notched his 8th home run of the month on July 29 at KC to tie a career high (also Sept., 2017)...recorded his 6th career multi-HR game and team-leading 4th multi-HR effort of the season on Aug. 9 vs. NYY...his four multi-homer games in 2019 tied for 9th most among AL hitters...hit his 18th home run of the season and his 4th go-ahead blast on Aug. 10 vs. NYY...homered in consecutive games for the seventh time in his career and second time in the season...connected for his 19th home run on Aug. 13 vs. TEX, giving him 15 home runs in 43 games since June 16, tied for 5th most in the AL over that stretch...set a new career high with his 23rd homer (22 in 2018) on Sept. 18 at BAL...drove in three runs to bring his season total to 58 RBI, also a new high (57 in 2018)...extended his career high in home runs to 24 with a two-run shot on Sept. 27 vs. TB...reached the 25-HR mark for the first time

2018

- Was assigned to Triple-A Buffalo to start the season...recalled to the Blue Jays from the Bisons on April 13 and made his season debut that night in Cleveland, going 2-for-5 with two doubles and two RBI
- Had 58 of his 114 hits with Toronto go for extra bases (29 doubles, seven triples, 22 home runs)...his 50.9% extra base hit rate was seventh highest in MLB
- Finished his season with Toronto slashing .239/.302/.468 with a .770 OPS
- Only spent four games with Triple-A Buffalo, hitting .278 (5-for-18) with a double, two home runs and three RBI

Slugged .711 on inside pitches, 2nd best in MLB (MLB avg: .451) ... His seven triples were the most by a Blue Jay since Alex Rios had eight in 2008...finished second on the team with 223 total bases (Justin Smoak-231)...recorded 11 outfield assists, third most in the AL (Andrew Benintendi-12, Mitch Haniger-12)...went 4-for-6 on April 18 vs. KC for his 1st career four-hit game...on April 22 at NYY, belted the third home run in his last five games, and was his 30th RBI since joining the Jays on Sept. 1, 2017, the most on the team over that time...connected for his 4th home run of the year on April 29 vs. TEX...hit 12 home runs in his first 40 games as a Blue Jay - tied for 2nd most in team history (Tony Batista-13, Troy Glaus-12)...put together a career-long nine-game hitting streak from April 25-May 3 (GI)...on May 9 vs. SEA, hit his sixth home run and also singled and doubled, leading off the first, fourth and sixth innings with a hit, marking his fourth career 3+ hit effort and his second of the season (4H on April 18 vs. KC)...notched his 9th home run of the season on June 5 vs. NYY to mark a new career high (eight in 2017)...had a four-game RBI streak (6 RBI) from June 8-11, his longest of the season and the second longest of his career (6G: Sept. 22-27, 2017)...on June 9 vs. BAL, hit his fifth triple of the season in his 190th at-bat, matching the team's entire total from 2017 (5,499 AB)...tied a career high with four hits on Aug. 3 at SEA (also April 18 vs. KC), including three doubles for his first career extra base hit game

2017

- Started the year with Triple-A Fresno...was called up to Houston on April 25 and made his season debut as a defensive replacement in right field (no at-bats), but was placed on the DL the next day with a bruised left knee ...
- Came off the DL on May 14 and was sent to Fresno where he hit .279 with 20-2B, 3-3B and 12-HR over 79 games
- Acquired by Toronto from the Astros with OF Norichika Aoki in exchange for LHP Francisco Liriano on July 31 and assigned to Triple-A Buffalo where he hit .221 in 25 games (6-HR, 22-RBI, 4-SB, .811 OPS)

- Recalled from Triple-A Buffalo on Sept. 1 and made his Toronto debut that night in Baltimore (1-for-4, 2B, BB)

- Went 23-for-88 (.261) with 16-R, 6-2B, 8-HR, 20-RBI and 6-BB in 26 games as a Blue Jay (.305 OBP, .908 OPS)

Went 3-for-4 with two home runs and five RBI on Sept. 10 vs. DET, his 1st career multi-homer game, becoming the fourth Toronto rookie all-time with at least two home runs and five RBI in a game, the others were Carlos Delgado (April 11, 1994 at OAK), Felipe Lopez (Sept. 4, 2001 vs. NYY), and J.P. Arencibia (April 1, 2011 vs. MIN)...became the 13th rookie in Blue Jays history to collect 5-RBI in a game (last: Anthony Gose on Sept. 8, 2012 at BOS)...put together a six-game RBI streak from Sept. 22-27, the longest by a Blue Jay in 2017, hitting .346 (9-for-26) with a double, six home runs and 11 RBI over that span...homered for the 3rd consecutive game on Sept. 24 vs. NYY, becoming the 1st Toronto rookie all-time to do so...recorded his 2nd career multi-HR game on Sept. 26 at BOS...became the 1st Toronto rookie all-time to record two multi-HR games in a single month and the 8th different Toronto rookie to record two multi-HR games in a season (last: Arencibia - 2011)...hit a two-run home run with two outs in the 9th on Sept. 27 at BOS, marking his third consecutive first-pitch HR...extended his Blue Jays rookie-record HR total for September to eight, which tied for the 2nd-most by a Toronto rookie in any month in club history (Cruz Jr.-9 in August, 1997; Delgado-8 in April, 1994)...drove in his 19th and 20th runs of September, setting a new record for the most RBI in September by a Blue Jays rookie (Josh Phelps-19 in 2002)

2016

- Posted a .420 slugging percentage in what was his first Major League season, playing 41 games and hitting .230 (11-for-100)...11 of his 23 hits went for extra bases (seven doubles and four homers)

- His slugging percentage ranked 10th among AL rookies with at least 40 games played...made 38 appearances and 28 starts in the outfield for the Astros this season...made 13 starts in left field, 10 in center field and five in right field

- Had his contract selected by the Astros on Aug. 12, where he remained through the end of the season...went 2-for-4 with a walk and a solo homer off of Francisco Liriano for his first Major League hit...became the fifth player in franchise history to homer in his first Major League game joining Jon Singleton (6/3/14 vs. LAA), Mark Saccomanno (9/8/08 vs. PIT), Dave Matranga (6/27/03 vs. TEX) and Ken Caminiti (7/16/87 vs. PHI)...broke up Carlos Martinez's no-hit bid with a double down the LF line to lead off the 6th inning on Aug. 17 vs. STL...was his first career double

- Split his 2016 minor league season at the Double-A Corpus Cristi and Triple-A Fresno, combining to hit .307 (130-for-423) with 28 doubles, 10 home runs, 53 RBI and a .377 OBP in 107 games en route to being named a MiLB.com Organization All-Star

- Opened his season with Double A Corpus Christi and was named a Midseason and Postseason Texas League All-Star for his work with the Hooks...was with Double-A Corpus Cristi for 69 games before being promoted to Triple A Fresno on June 30...was with Triple-A Fresno for only 38 games

Became the fifth player in Astros history to post three HR within his first 10 games in the Majors, joining J.D. Martinez (4), Tyler White, Carlos Correa and Jon Singleton, also joined Joe Morgan as the only players in franchise history to record a three walk contest within a player's first nine career games in the Major...recorded a career-high three hits on Aug. 19 at BAL and also recorded three RBI and three runs scored (became only one of nine rookies in franchise to record these numbers in a single game...the last to do so was Carlos Correa, who accomplished this three times in 2015)...finished the season riding a career long four-game hitting streak from Sept. 28- Oct. 2...played his last 38 minor league games at Triple A Fresno, hitting .313 (45-for-144)

2015

- Entered the season ranked as the Astros No. 9 prospect by Baseball America

- Had a down year in a full season at Double-A Corpus Christi, hitting .219 (103-for-470) with 17 homers and 48 RBI

- Played primarily center field (77 GS), but did make 37 starts in right field

Following the season, was eligible for the 2015 Rule 5 Draft, but was left unprotected by the Astros...played Winter Ball in the Dominican, hitting .275 (11-for-40) with a homer and four RBI in 17 games

2014

- Posted his highest single-season OPS of his career (.897), while splitting time at Advanced-A Lancaster (96 G) and Double-A Corpus Christi (23 G)...combined to hit .292 (142-for-486) with 37 doubles, nine triples, 21 home runs, 85 RBI and 33 stolen bases at the two levels

- Named a California League Midseason and Postseason All-Star for his work at Advanced-A Lancaster...also named an Organization All-Star by MiLB.com...began his season at Lancaster and played for Lancaster for four months before his promotion to Corpus Christi on Aug. 4...following the season, played for the Toros del Este in the Dominican Winter League and hit .228 (18-for-79) with 12 RBI in 34 games

2013

- Played his entire season at Single-A Quad Cities...led the Midwest League in runs scored (97) and ranked second in outfield assists (14)

Named the Quad Cities Player of the Month for April after hitting .297 (27-for-91) with seven doubles, three triples, 12 RBI and eight stolen bases in the month...played his first season for the Toros del Este in the Dominican Winter League and appeared in 23 games

2012

- Combined to hit .243 (49-for-202) with 13 doubles, two triples, five home runs and 11 stolen bases in 59 games between the GCL Astros (51 G) and for Single-A Lexington (8 G)
- Debuted stateside for the GCL Astros in June and appeared in 51 games before a late-season promotion to Lexington on Aug. 25...while with the Astros, named the club's Defensive Player of the Month for August

2011

- In his first professional season, was named the DSL Astros Team MVP after posting an .847 OPS with a .274 (62-for-226) batting average, 13 doubles, seven triples, seven home runs, 35 RBI and 16 steals
- Finished fourth in the DSL in triples and fifth in home runs...was also named the DSL Astros Offensive Player of the Month for July after hitting .298 (25-for-84) with six doubles, three triples, five home runs and 19 RBI in 22 games

PERSONAL

Teoscar Jose Hernández...born October 15, 1992 in Cotui, Dominican Republic...married to wife Jessica and has three sons... originally signed by the Houston Astros on February 17, 2011 as an amateur international free agent

Career Batting Record																					
Year	Team	AVG	G	AB	R	H	2B	3B	HR	RBI	SH	SF	HBP	BB	SO	SB	CS	OBP	SLG	E	
2011	DSL Astros	.274	65	226	41	62	13	7	7	35	0	3	4	28	42	16	4	.360	.487	5	
2012	GCL Astros	.243	51	177	25	43	11	2	18	18	0	1	3	19	54	10	1	.325	.395	5	
	Lexington	.240	8	25	2	6	2	0	1	5	1	1	0	3	12	1	0	.310	.440	0	
2013	Quad Cities	.271	123	499	97	135	25	9	13	55	17	4	4	41	135	24	11	.328	.435	8	
2014	Lancaster	.294	96	391	72	115	33	8	17	75	5	5	5	49	117	31	6	.376	.550	9	
	Corpus Cristi	.284	23	95	12	27	4	1	4	10	1	0	0	2	36	2	3	.200	.474	0	
2015	Corpus Cristi	.219	121	470	92	103	12	2	17	33	5	2	4	33	126	33	7	.276	.362	3	
2016	Corpus Cristi	.305	69	279	53	85	19	0	6	30	3	2	5	32	55	29	11	.384	.437	3	
	Fresno	.313	38	144	20	45	9	3	4	23	1	2	0	13	25	5	4	.365	.500	2	
2017	HOUSTON	.230	41	100	15	23	7	0	4	11	0	1	0	11	28	0	2	.304	.420	2	
	Fresno	.279	79	301	54	84	20	3	12	44	0	2	5	39	72	12	7	.369	.485	4	
	Buffalo	.222	26	99	14	22	6	2	6	22	0	0	2	8	30	4	1	.294	.505	1	
	HOUSTON	.000	1	0	0	0	0	0	0	0	0	0	0	0	0	0	0	.000	.000	0	
2018	TORONTO	.261	26	88	16	23	6	0	8	20	0	1	0	6	36	0	1	.305	.602	1	
	Buffalo	.278	4	18	4	5	1	0	2	3	0	0	0	0	7	2	0	.278	.667	0	
2019	TORONTO	.239	134	476	67	114	29	7	22	57	0	3	3	41	163	5	5	.302	.468	8	
	Buffalo	.253	19	75	11	19	0	1	5	11	0	1	1	6	21	3	0	.313	.480	2	
2020	TORONTO	.230	125	417	58	96	19	2	26	65	0	1	1	45	153	6	3	.308	.472	3	
2020	TORONTO	.289	50	190	33	55	7	0	16	34	0	1	1	14	63	6	1	.340	.579	3	
2021	TORONTO	.296	143	550	92	163	29	0	32	116	0	2	7	36	148	12	4	.346	.524	5	
2022	Dunedin	.455	3	11	4	5	2	0	2	4	0	1	0	1	3	1	0	.462	1.182	0	
	TORONTO	.267	131	499	71	133	35	1	25	77	0	2	34	152	6	3	.316	.491	4		
2023	SEATTLE	.258	180	625	70	161	29	2	26	93	0	7	8	38	211	7	2	.305	.435	3	
Major League- 8 years		.261	811	2945	422	768	161	12	159	473	0	16	22	225	954	42	21	.316	.486	29	
Minor League- 10 years		269	725	2810	501	756	157	38	100	383	33	24	33	274	735	173	55	.338	.459	15	

Career Postseason Batting Record																					
Year	Team	AVG	G	AB	R	H	2B	3B	HR	RBI	SH	SF	HP	BB	SO	SB	CS	OBP	SLG		
2020	ALWC: TOR vs. TB	.143	2	7	0	1	0	0	0	0	0	0	0	1	4	0	0	.250	.143		
2022	ALWC: TOR vs. SEA	.250	2	8	3	2	0	0	2	4	0	0	1	0	1	1	0	.333	1.000		
Postseason Totals		.200	4	15	3	3	0	0	2	4	0	0	1	1	5	1	0	.294	.600		
WC Totals		.200	4	15	3	3	0	0	2	4	0	0	1	1	5	1	0	.294	.600		

Career Single-Game Bests																					
Most Hits:	5, (2x), last, August 15, 2023 at KC											Most Stolen Bases:	2, (2x), last, July 8, 2022 at SEA								
Most RBI:	6, (2x), last, August 26, 2023 vs. KC											Most Walks:	3, (2x), last, August 23, 2020 at TB								
Most Home Runs:	2, (16x), last, August 26, 2023 vs. KC											Longest Hitting Streak:	17 games, August 21 - Sept. 28, 2023								
Most Runs Scored:	4, (4x), last, October 1, 2022 vs. BOS											Grand Slams:	3, last, August 26, 2023 (Lyles)								

Career Fielding Record							
Position	PCT	G	PO	A	E	TC	DP
Left Field	.971	239	316	16	10	342	6
Center Field	.996	110	227	4	1	232	0
Right Field	.980	446	842	38	18	898	11

- Career Transactions**
- February 17, 2011: Signed by the Houston Astros as an amateur free agent.
 - July 31, 2017: Traded by the Houston Astros with Nori Aoki to the Toronto Blue Jays for Francisco Liriano.
 - November 16, 2022: Traded by the Toronto Blue Jays to the Seattle Mariners for Adam Macko (minors) and Erik Swanson.
 - January 12, 2023: Signed a one-year contract with the Los Angeles Dodgers

- Injured List**
- September 6 - 16, 2020 (left oblique strain)
 - April 9 - 30, 2021 (undisclosed)
 - April 14 - May 7, 2022 (left oblique strain)



Jason HEYWARD

OF | 23

@jheylove22

Bats: Left **Throws:** Left

Height: 6-5 **Weight:** 240

Opening Day Age: 34

Born: August 9, 1989 in Ridgewood, New Jersey

Resides: Chicago, IL

Acquired: Re-signed with the Los Angeles Dodgers on November 27, 2023

ML Service: 14,000

ML Debut: April 5, 2010



Career Highlights

- * Five-time Gold Glove winner enters his 15th Major League season and his second season with the Los Angeles Dodgers after re-signing on November 27, 2023
- * New Jersey native owns a career Major League slashline of .258/.339/.410 and 292 doubles, 39 triples, 174 homers and 681 RBI in 1,703 games with Atlanta (2010-2014), St. Louis (2015), Chicago-NL (2016-2022) and Los Angeles-NL (2023-current)
- * Amassed a .989 fielding percentage in right field, making only 33 errors in 2891 total chances over 12,153.0 innings in the Major Leagues
- * Has earned several awards in his career, including Gold Glove (2012, 2014, 2015, 2016, 2017), World Series Champion (2016), NL Player of the Week (June 25, 2012), NL Rookie of the Month (April 2010, May 2010), and NL All Star (2010)
- * Chosen by his Dodgers teammates to win the 2023 Roy Campanella Award, which is given to the player who exemplifies the spirit and leadership of Campanella
- * Made his Major League debut on April 5, 2010...became only the second Braves rookie to make his MLB debut in the opening day starting lineup since 1981 (OF Jordan Schafer, 2009)
- * Hit a three-run homer in his first major league plate appearance, April 5, 2010 vs. the Cubs (Carlos Zambrano), becoming the sixth player in Atlanta history to homer in his first plate appearance (Bob Horner in 1978, Jermaine Dye in 1996, Marty Malloy in 1998, Jeff Francoeur in 2005 and Jordan Schafer in 2009) and the 11th player in franchise history to hit a homer in his major league debut
- * Won his first career NL Gold Glove Award in 2012 after recording 11 outfield assists, tied for third-best in the NL. Became the first Brave to win the award since 2007 (Andruw Jones and Jeff Francoeur)
- * Selected to the NL All-Star team as a starter in 2011...did not play due to injury
- * Finished second in National League Rookie of the Year voting in 2010 to SF's Buster Posey
- * Owns a career Minor League slashline of .319/.393/.507 in seven years with 134 RBI
- * Participated in the 2009 Futures Game in St. Louis and went 1-for-2

Year-By-Year

2023

- Amassed a .269/.340/.473 slashline with a .813 OPS in 124 games in his first season as a Dodger
 - Had his best offensive season since 2019, improving in at-bats (334), runs (56), doubles (23), home runs (15), RBI (15) and walks (34)
 - Garnered a .975 fielding percentage in right field, committing only four errors in 160 total chances over 624.0 total chances...also appeared at first base (6 G), left field (7 G, 2 GS) and center field (23 G, 12 GS)
 - Chosen by his teammates to win the Roy Campanella Award, which is given to the player who exemplifies the spirit and leadership of Campanella
- Smashed three doubles on September 16 in Seattle, finishing the game 4-for-5...had his best month in June, slashing .326/.375/.517 with a .892 OPS, two home runs and seven RBI...recorded his first hit and home run as a Dodger on April 3 against Colorado, finishing the day 2-for-3 with two runs, a home run and three RBI

2022

- Slashed .204/.278/.277 in 48 games in his final season with the Cubs
- Spent time in both right and center field, playing 21 games (18 GS) in right with a perfect fielding percentage in 43 chances and 26 games (23 GS) in center with a perfect fielding percentage in 49 total chances
- Did not play in a game after June 24 due to right knee inflammation

Hit significantly better on the road than at home, slashing .243/.312/.343 and .164/.243/.209 respectively...had a four-game hit streak June 4-10, going 6-for-15 including two doubles and four RBI

2021

- Sported a .214 batting average (69-for-323) with 15 doubles, two triples, eight home runs and 30 RBI with 25 extra base hits
- Appeared in 104 games for Chicago in 2021, starting 92 at right field
- Had three injured list stints: May 20-June 5 (strained left hamstring), Aug. 4-15 (left index finger inflammation) and Sept. 12-end of the season (concussion)

Recorded two walk-off hits, a single April 22 vs. the Mets and his third career walk-off home run Sept. 8 vs. Cincinnati...reached base safely in 10 of his 12 plate appearances (seven hits, three walks) in a three-game series at Dodger Stadium from June 24-26...hit .264 (19-for-72) with four doubles, one triple, two homers and 10 RBI in 23 games after Aug. 1, after batting .199 (50-for-251) prior to Aug. 1...tallied a season-long seven-game hitting streak from Aug. 23-Sept. 1, batting .435 (10-for-23) during that span

2020

- Had a .265 batting average (39-for-147) with six doubles, six homers, 22 RBI, 30 walks and an .848 OPS in 50 contests...his .392 OBP was his best mark since posting a .393 OBP in his rookie season of 2010...his .848 OPS was also one point shy of his career-best .849 OPS in 2010
- Tied for the team lead with 30 walks, his .392 OBP led the club
- Played 50 games in center (49 GS) with a perfect fielding percentage in 100 total chances

Batted .297 (33-for-111) with four doubles, two triples and five homers vs. right-handed pitching...hit .167 (6-for-36) against southpaws...drove in a season-high four runs, August 11 at CLE...Notched a multi-homer game, August 30 at Cincinnati, and joined Ian Happ and Kyle Schwarber as the first starting outfielder in major league history to each hit two home runs in the same game...Had one of the biggest hits of the season for the Cubs, hitting a three-run homer in the ninth inning, September 12 at Milwaukee off of closer Josh Hader...lifted the Cubs from a 2-0 deficit to a 3-2 lead in the Cubs' eventual 4-2 victory.

2019

- Batted .251 (129-for-513) with 20 doubles and 21 homers in 147 games...reached at least 20 homers for the second time in his career...his best OBP (.343), slugging (.429) and OPS (.772) in his four years with Chicago
- Had back-to-back three-hit games, June 22 and June 23...went 3-for-4 with a double and run in each game
- Appeared in 105 games (63 GS) in right field, committing two errors in 110 total chances for a fielding percentage of .980...played a career-high 84 games (74 GS) in center field, committing three errors in 148 total chances for a .982 fielding percentage

Batted .264 (106-for-401) against righties, compared to .205 (23-for-112) against lefties...Batted over .300 in March/April (.309), June (.326) and July (.309)...hit .186 in May, .156 in August and .232 in September...Went 3-for-3 with two homers, two walks, three runs scored, three RBI and two steals, April 6 at Milwaukee...marked his seventh multi-homer game and first with the Cubs...became the first Cub since 1900 to record multiple home runs and multiple steals in the same game

2018

- Had his best offensive season with the Cubs, hitting .270 (119-for-440) with 23 doubles, four triples, eight homers and 57 RBI in 127 games, striking out just 60 times in 489 plate appearances...walked 42 times, contributing to a .335 OBP, his highest since 2015
- Appeared in 118 games in right field (91 GS), committing two errors in 218 total chances for a .991 fielding percentage...also appeared in 25 games (20 GS) and only committing one error in 37 total chances for a .973 fielding percentage
- Led all qualified right fielders with an average of 2.22 putouts per nine innings

- Suffered a concussion while attempting to make a catch at the right field wall, May 6 in St. Louis...landed on the D.L. and was activated, May 18...was also on the disabled list from August 31-September 16 with right hamstring tightness

In 28 games from May 29-June 30, hit .359 (42-for-117) with 11 doubles, three homers, 18 RBI and 20 runs scored, his 42 hits were the most of any player in the majors during that span...was first on the team with four four-hit games, his most-ever in a single season...slugged .290 (27-for-93) against lefties and hit .265 (92-for-347) against righties...led the Cubs with a .342 average (69-for-202) and a .940 OPS with runners on base, his average ranked sixth in the majors and fourth in the N.L.

2017

- Posted a 259/.326/.389 slashline with 15 doubles, four triples, 11 home runs, and 59 RBI...reached at least 10 homers for the seventh time in eight major league seasons
- Earned his fifth career Gold Glove after he appeared in 120 games in right field...his five double plays turned led all

N.L. outfielders and all Major League right fielders...his .991 fielding percentage as a right fielder was the fifth-best in the Majors...played 13 games in center field, and did not commit an error in 13 appearances as a center fielder

- Missed time with two disabled list stints ... was on the disabled list May 6-20 with a sprained finger on his right hand and from June 19-July 4 with a left hand abrasion ... appeared in three rehab games with South Bend across the two stints on the disabled list

Batted .328 (20-for-61) with runners in scoring position and two outs, the third-best mark on the Cubs...went 5-for-12 (.417) with a triple and nine RBI in bases-loaded situations...hit a game-winning homer in the 11th inning, July 29 at Milwaukee, it was his fourth-career go-ahead homer in extra innings, and his first since September 15, 2015 at Milwaukee with St. Louis...notched a season-high four RBI three times, two of which came in a three-game span, going 2-for-4 with a homer, two runs and four RBI April 22 at Cincinnati, then went 1-for-4 with a homer and four RBI April 24 at Pittsburgh, overall, he had 11 RBI in a four-game span, April 21-24, driving in at least one run in each game

2016

- In his first season with the Cubs, he batted .230 (122-for-530) with 27 doubles, seven homers and 49 RBI in 142 games
- Ranked third on the team with 11 stolen bases, his fifth season with at least 10 steals
- Played 131 games (112 GS) in right field and 24 games (21 GS) in center field, posting a combined .993 fielding percentage, only allowing two errors in 276 total chances...winning his fourth Gold Glove
- Appeared in 16 post-season games, going 5-for-48 (.104) with a double, triple and four runs scored ... played in six of seven World Series games.

Batted .283 (47-for-166) in the seventh inning and later compared to .206 (75-for-364) in innings one to six ... Went 3-for-6 with three RBI, September 4 vs. San Francisco, including a game-tying RBI single in the ninth inning before a game-winning RBI single in the 13th inning...had a season-high four hits, April 24 at Great American Ball Park ... Scored the game-winning run in the 12th inning, July 31 vs. Seattle, after doubling to lead off the frame ... recorded back-to-back three-hit games, June 11-12 at Atlanta

2015

- In his one and only season with St. Louis, set career highs in several offensive categories, including a .293 batting average, 33 doubles, 160 hits and 23 stolen bases in 154 games, his most since playing in a career-best 158 games in 2012
 - Batted .301 (116-for-385) with 11 homers against right-handed pitching ... hit .272 (44-for-162) with two homers against lefties
 - Played 144 games in right field, recording a .990 fielding percentage, only three errors in 290 total chances with nine assists...played 10 games in center field, handling 13 chances without an error
 - Earned his third Gold Glove in four years, recording a 6.5 WAR which ranked fifth among all N.L. position players
- Slugged .318 (76-for-239) with a .397 on-base percentage and an .866 OPS in the season's second half...after hitting .217 (18-for-83) in April, batted .284 or better in each of the season's final five months...hit .326 (29-for-89) with an .881 OPS in June...recorded his sixth career multi-homer effort, August 16 vs. MIA...hit .357 (5-for-14) with a home run, two RBIs, a .438 on-base percentage, a .643 slugging mark and a 1.081 OPS in the four-game NLDS against the Cubs

2014

- Sported a .271/.351/.384 slashline including 26 doubles, 11 home runs, 58 RBI and 40 extra base hits...his 155 hits and .271 batting average were 2nd on the Braves behind Freddie Freeman (175 H, .288)
- After a slow start, posted a .286 average over his final 134 games (since 4/19), lifting his season batting average from .136 to .271
- Earned his second career Rawlings Gold Glove as a right fielder and was a Platinum Glove finalist in the N.L....racked up a .997 fielding percentage, only two errors in 375 total connections
- His nine outfield assists tied for the most in the N.L. among RF players (100+ games)

Had two 11-game hit streaks: 5/11-23 (.381, 16-42) and 5/26-6/7 (.354, 17-48), one short of his career high 12 in 2012. During that span (5/11-6/7) had hits in 22 of 24 games, batting .340 (33-97) with five of his 11 homers coming during that time...tied for the Atlanta team lead with 20 steals, one shy of his career high of 21 in 2012...his 44 multi-hit games were T19th in the N.L. and he produced 23 multi-hit games in 62 contests from 7/8 to end of season, batting .313 (73-for-233) during that span...reached base safely in 100 of 117 games with an AB (.288) from 5/9 to end of season...after a .309 July (25-81), his best month came in August when he hit .330 (35-106)...missed four games 9/19-22 after being HBP on his left thumb 9/17 vs. WSH.

2013

- Batted .254 (97-for-382) with 14 home runs and 38 RBI in 104 games
- Appeared in 86 games in right field, including 76 starts, and 20 games in centerfield, all starts...notched a perfect fielding percentage in both right (176 total chances) and center field (39 total chances)
- From July 1 through the end of the year, he reached base safely via hit, walk or hit-by-pitch in 40 of 47 games
- Placed on the disabled list on 4/23 after undergoing appendectomy surgery on 4/22 in Denver, CO...played in five rehabilitation games with Triple-A Gwinnett and was activated off the disabled list on 5/17
- Posted a .305 batting average (40-for-131) with nine doubles, seven home runs and 17 RBI post All-Star break...his on-base percentage was .397 with a .932 OPS

During a 19-game span, from 7/28-8/17, owned a .400 (30-for-75) average with six doubles, five homers - including four from the leadoff spot - 15 RBI, eight walks and 23 runs scored to go with a .457 on base percentage from the No. 1 spot

in the lineup...set career highs in hits (five) and extra-base hits (four) and matched his career high with three doubles in 9/26's game vs. PHI. Also on 9/26, drilled his third career - and third of the season - leadoff homer...first multi-homer game came 6/10 at SD...started all four games of the NLDS vs. LAD and went 3-for-18 (.167) with one home run, four RBI and one run scored from the leadoff position

2012

- Bounced back from an injury-plagued 2011 by setting career highs in games (158), at bats (587), runs (93), hits (158), doubles (30), triples (six), home runs (27), RBI (82) and stolen bases (21)
- Amassed a .269/.335/.479 slashline
- Won his first career NL Gold Glove Award after recording 11 outfield assists in right field, tied for third-best in the NL. Became the first Brave to win the award since 2007 (Andruw Jones and Jeff Francoeur)
- Named NL Player of the Week for June 18-24, after batting an NL-best .522 (12-for-23, three HR) during the span Batted .300 (105-for-350) with 20 home runs vs. right-handed pitchers, compared to .224 (53-for-237) with seven home runs against lefties...collected his second and third career multi-homer games in a two-week span. After hitting a pair of solo home runs on June 7 at MIA, Heyward followed with two home runs at NYY on June 20...tied a career high with four RBI on Sept. 22 at PHI, going 2-for-4 with a double and a walk in an 8-2 win...hit .455 (20-for-44) with four home runs during a career-best 12-game hitting streak from June 13-27.

2011

- In his sophomore Major League season, battled through injuries, batting .227 (90-for-396) with 18 doubles, 14 home runs and 42 RBI in 128 games
- Was placed on the DL on 5/24 (retroactive 5/22) and missed 18 games with right shoulder soreness
- Clubbed a solo home run in his first at-bat on 3/31 at WSH for his second home run in as many opening days...became just the second player in Major League history to hit a home run in his first at-bat in each of his first two seasons
- Played 122 games in right field (106 GS), garnering a .974 fielding percentage...committing six errors over 228 total chances over 990.1 innings

Drilled his first career grand slam and tied his career RBI high (four, four times) on 8/23 at CHI...over an eight-game span, from 4/22-30, went 14-for-35 (.400) with three homers, seven RBI, a .447 on base percentage and a .714 slugging percentage...in 292 at-bats vs. right-handed pitchers batted .240, compared to .192 (20-for-104) vs. left-handed pitchers

2010

- Became only the second Braves rookie to make his MLB debut in the opening day lineup since 1981 (OF Jordan Schafer, 2009)
- In his first Major League season, hit .277 (144-for-520) with 29 doubles, five triples, 18 homers and 72 RBI in 142 games
- Appeared in 140 games in right field (136 starts)...posted a .976 fielding percentage, committing six errors over 246 total chances in 1196.1 innings
- Clubbed a three-run homer in his first Major League plate at bat on April 5 vs. the Cubs off of Carlos Zambrano
- Led all rookies with three triples, 19 RBI, 19 runs and three SB. He also tied for first with four HR and 16 BB while pacing NL rookies with a .337 batting average
- Selected to the NL All-Star team as a starter...did not play due to injury
- Garnered NL Rookie of the Month honors for May after leading all rookies with six HRs and 19 RBI, and finishing tied for ninth in the majors in RBI...was also named NL Rookie of the Month for April to become the first rookie since CHI's Geovany Soto in 2008 (April/August) to win the award twice in a season, and the first since MIL's Ryan Braun in 2007 (June/July) to win the award in consecutive months.

Became the sixth player in Atlanta history to homer in his first plate appearance (Bob Horner in 1978, Jermaine Dye in 1996, Marty Malloy in 1998, Jeff Francoeur in 2005 and Jordan Schafer in 2009) and the 11th player in franchise history to hit a homer in his major league debut...finished second in National League Rookie of the Year voting to SF's Buster Posey...ranked first among Major League rookies in on-base percentage (.393), slugging percentage (.456) and walks (91) and was second in RBI (72), third in average (.277), hits (144) and extra-base hits (52) and tied for fifth in home runs (18)

2009

- Split the season between Advanced-A Myrtle Beach (49 G) and Double-A Mississippi (47 G) before being promoted for a short stint to Triple-A Gwinnett (3 G)
 - With Advanced-A Myrtle Beach, batted .296 (56-for-189) with 10 home runs and 22 extra base hits
 - With Double-A Mississippi, slashed .352/.446/.611 for 13 doubles, seven homers, and 30 RBI
 - With Triple-A Gwinnett, went 4-for-11 for a .364 batting average
 - Spent a combined 77 games at right field, only committing three errors in 192 chances for a fielding percentage of .984
 - Participated in the 2009 Futures Game in St. Louis and went 1-for-2
 - Was selected to the Carolina League All-Star team...did not participate in the game due to oblique injury
- Collected 34 hits, including 11 doubles, three home runs, 19 RBI, 14 walks and posted a 1.230 OPS in 22 July contests

en route to being named the Braves organization Mississippi Player of the Month

2008

- Spent a majority of the season with Single-A Rome Braves (120 G) before being promoted to Advanced-A Myrtle Beach (7 G) on August 25
- With Single-A Rome, slashed .323/388/483 with 27 doubles, 11 home runs, and 52 RBI
- With Advanced-A Myrtle Beach, hit .182 (4-for-22) including two doubles
- Played a majority of games in right field (103 G, 102 GS)...registering a .961 fielding percentage, committing nine errors over 230 total chances
- Named Single-A Rome April Player of the Month, hitting .330 (33-for-100) with 3 HR, 16 RBI and 7 SB in 26 games
- Awarded Single-A Rome Braves Player of the Year

Hit over .300 in every month except for July at Rome: April (.330), May (.345), June (.315), July (.250), August (.386)... amassed a season-high 11 game hitting streak from 5/7-19 (.386 with five doubles and two home runs)...notched 42 multi-hit games with Rome, including two four-hit games (4/20 vs. SAV and 5/27 at HIC)...While with Rome he hit .351 (33-for-94) off LHP with 4 HR and .315 (112-for-355) with 7 HR vs. RHP...boasted a season-high 5 RBI to go with three hits and a home run on 6/30 vs. Columbus

2007

- Played in eight games for the Braves Rookie-league GCL Braves and four games for Rookie-league Danville Braves
- Earned a combined .302 batting average (13-for-43) with one home run and six RBI
- Clubbed a home run in his first professional game on August 16

PERSONAL

Jason Alias Heyward...born August 9, 1989 in Ridgewood, NJ...married to Verdana Heyward,welcomed son Messi in March 2022 and son Slaš in December 2023...graduated from Henry County (McDonough, Ga.) High School... His father, Eugene, played basketball at Dartmouth College...wears uniform number 22 to honor his high school teammate, Andrew Wilmot, from the 2005 Georgia State championship team who was tragically killed in an auto accident...selected by the Atlanta Braves in the first round (14th overall) in the 2007 draft

Career Batting Record																				
Year	Team	AVG	G	AB	R	H	2B	3B	HR	RBI	SH	SF	HBP	BB	SO	SB	CS	OBP	SLG	E
2007	GCL Braves	.296	8	27	1	8	4	0	1	5	0	1	1	2	4	1	1	.355	.556	0
	Danville	.313	4	16	3	5	1	0	0	1	0	0	0	1	5	0	0	.363	.375	0
2008	Rome	.323	120	449	88	145	27	6	11	52	0	7	3	49	75	15	3	.388	.483	9
	Myrtle Beach	.182	7	22	3	4	2	0	0	4	0	1	0	2	4	0	0	.240	.273	0
2009	Myrtle Beach	.296	49	189	34	56	12	0	10	31	0	2	2	21	30	4	0	.369	.519	3
	Mississippi	.352	47	162	32	57	13	4	7	30	0	3	2	28	19	5	1	.446	.611	1
	Gwinnett	.364	3	11	3	4	0	0	0	2	0	0	0	2	2	1	0	.462	.364	0
2010	ATLANTA	.277	142	520	83	144	29	5	18	72	0	2	10	91	128	11	6	.393	.466	6
2011	Gwinnett	.167	2	6	1	1	1	0	0	0	0	0	0	1	1	0	0	.286	.333	0
	ATLANTA	.227	128	396	50	90	18	2	14	42	0	3	4	51	93	9	2	.319	.389	6
2012	ATLANTA	.269	158	587	93	158	30	6	27	82	0	3	2	58	152	21	8	.335	.479	5
2013	Gwinnett	.300	6	20	1	6	1	0	0	6	0	1	1	4	7	1	0	.423	.350	0
	ATLANTA	.254	104	382	67	97	22	1	14	38	1	0	8	48	73	2	4	.349	.427	0
2014	ATLANTA	.271	149	573	74	155	26	3	11	58	0	3	6	67	98	20	4	.351	.384	1
2015	ST. LOUIS	.293	154	547	79	160	33	4	13	60	0	3	2	56	90	23	3	.359	.439	3
2016	CHICAGO - NL	.230	142	530	61	122	27	1	7	49	1	2	5	54	93	11	4	.306	.325	2
	South Bend	.571	3	7	2	4	0	0	0	2	0	0	0	1	0	0	0	.625	.571	0
2018	CHICAGO - NL	.259	126	432	59	112	15	4	11	59	2	2	3	41	67	4	4	.326	.389	2
	CHICAGO - NL	.270	127	440	67	119	23	4	8	57	2	2	2	42	60	1	1	.335	.395	3
	CHICAGO - NL	.251	147	513	78	129	20	4	21	62	0	3	5	68	110	8	3	.343	.429	5
2020	CHICAGO - NL	.265	50	147	20	39	6	2	6	22	0	2	2	30	37	2	0	.392	.456	0
2021	Iowa	.400	2	5	1	2	0	0	1	1	0	0	0	1	1	0	0	.500	1.000	0
	CHICAGO - NL	.214	104	323	35	69	15	2	8	30	0	0	3	27	68	5	1	.280	.347	0
2022	CHICAGO - NL	.204	48	137	15	28	5	1	1	10	0	0	3	11	32	1	0	.278	.277	0
2023	LOS ANGELES	.269	124	334	56	90	23	0	15	40	0	3	3	34	64	2	2	.340	.473	5
Major League - 14 years		.258	1703	5961	837	1512	292	39	174	681	6	28	58	678	1165	120	42	.339	.410	38
Dodger Totals- 1 year		.269	124	334	56	90	23	0	15	40	0	3	3	34	64	2	2	.339	.410	5
Minor League - 7 years		.319	251	914	169	292	61	10	30	134	0	15	9	112	147	27	5	.393	.507	13

Career Postseason Batting Record

Year	Team	AVG	G	AB	R	H	2B	3B	HR	RBI	SH	SF	HP	BB	SO	SB	CS	OBP	SLG
2010	NLDS: ATL vs. SF	.125	4	16	0	2	0	0	0	0	0	0	0	1	8	0	0	.176	.125
2012	NLWC: ATL vs. STL	.200	1	5	0	1	1	0	0	0	0	0	0	1	0	0	0	.200	.400
2013	NLDS: ATL vs. LA	.167	4	16	1	3	0	0	1	4	0	0	0	0	7	0	0	.167	.333
2015	NLDS: STL vs. CHC	.357	4	14	2	5	1	0	1	2	0	0	0	2	2	0	0	.438	.643
2016	NLDS: CHC vs. SF	.083	4	12	2	1	1	0	0	0	0	0	0	0	3	0	0	.083	.167
	NLCS: CHC vs. LA	.063	6	18	2	1	0	0	0	1	0	0	1	1	5	0	0	.167	.188
	WS: CHC vs. CLE	.150	6	20	0	3	0	0	0	0	0	0	0	0	5	4	0	.150	.150
2017	NLDS: CHC vs. WAS	.167	5	12	1	2	0	0	0	0	0	0	0	2	3	1	0	.333	.167
	NLCS: CHC vs. LA	.000	3	5	0	0	0	0	0	0	0	0	0	1	0	0	0	.167	.000
2018	NLWC: CHC vs. COL	.000	1	3	0	0	0	0	0	0	0	0	0	0	1	0	0	.000	.000
2020	NLWC: CHC vs. MIA	.286	2	7	0	2	1	0	0	0	0	0	1	0	1	0	0	.375	.429
2023	NLDS: LA vs. ARI	.000	3	7	0	0	0	0	0	0	0	0	0	0	4	0	0	.000	.000
Postseason Totals		.148	43	135	8	20	4	1	2	7	0	0	3	7	40	4	0	.207	.237
WC Totals		.200	4	15	0	3	2	0	0	0	0	0	1	0	3	0	0	.250	.333
LDS Totals		.165	24	79	6	13	2	0	2	6	0	0	1	5	27	0	0	.224	.266
LCS Totals		.048	9	21	2	1	0	0	0	1	0	0	1	2	5	0	0	.167	.143
WS Totals		.150	6	20	0	3	0	0	0	0	0	0	0	0	5	4	0	.150	.150

Career Single-Game Bests

Most Hits: 5, (2x), last, July 18, 2013 vs. NYM
 Most RBI: 4, (12x), last, August 11, 2020 at CLE
 Most Home Runs: 2, (9x), last, August 30, 2020 at CIN
 Most Runs Scored: 4, August 22, 2010

Most Stolen Bases: 3, Sept. 1, 2014 vs. PHI
 Most Walks: 4, May 23, 2019 vs. PHI
 Longest Hitting Streak: 12 games, June 3 - 12, 2012
 Grand Slams: 3, last, June 6, 2018 vs. PHI (Morgan)

Career Fielding Record

Position	PCT	G	PO	A	E	TC	DP
Center Field	.987	227	387	6	5	398	1
Right Field	.989	1527	2790	68	33	2790	20
Left Field	1.000	7	4	0	0	4	0
First Base	1.000	6	7	2	0	9	0

Career Transactions

- June 7, 2007: Drafted by the Atlanta Braves in the 1st round (14th pick) of the 2007 amateur draft. Player signed August 12, 2007.
- November 17, 2014: Traded by the Atlanta Braves with Jordan Walden to the St. Louis Cardinals for Tyrell Jenkins and Shelby Miller.
- December 15, 2015: Signed as a Free Agent with the Chicago Cubs.
- December 7, 2022: Signed as a Free Agent with the Los Angeles Dodgers.
- Nov. 27, 2023: Signed as a Free Agent with the Los Angeles Dodgers.

Injured List

- June 27 - July 15, 2010 (bone bruise left thumb)
- May 22 - June 15, 2011 (sore right shoulder)
- April 23-May 17, 2013 (appendectomy)
- August 22 - Sept. 20, 2013 (fractured jaw)
- May 8 - 18, 2017 (concussion)
- August 31-Sept. 16, 2018 (right hamstring tightness)
- August 6 - 15, 2021 (left index inflammation)
- Sept. 12 -21, 2021 (consussion)
- June 30 - August 23, 2022 (right knee inflammation)



Kyle
HURT

RHP | 63

@Kyle_hurt

Bats: Right **Throws:** Right

Height: 6-2 **Weight:** 220

Opening Day Age: 25

Born: May 30, 1998 in Rancho Sante Fe, CA

Resides: Scottsdale, AZ

Acquired: Via Trade from the Miami Marlins on February 12, 2021

ML Service: 0.001

ML Debut: September 9, 2023

Career Highlights

- * 25-year-old enters his fourth professional season in the Dodgers organization after playing with Double-A Tulsa, Triple-A Oklahoma City and the Dodgers last year
- * Owns an 11-3 Minor League record with 4.63 ERA (95 ER/184.2 IP) across 63 games (39 starts) with 297 strikeouts against 113 walks...has a 14.47 strikeouts per 9.0 and has limited the opposition to a .210 average
- * Was named the 2023 Branch Rickey Minor League Pitcher of the year for the organization...put together a 4-4 record across Double-A Tulsa and Triple-A Oklahoma City with a 3.91 ERA (40 ER/92.0 IP) while limiting opponents to a .205/.304/.359 slash line and posted a 14.87 strikeouts per 9.0 which led the Minor Leagues
- * Made his Major League debut on September 12, 2023, against the San Diego Padres...Tossed 2.0 scoreless innings and got his first Major League strikeout against Garret Cooper on his way to striking out the side to finish off his debut
- * Earned his first career win on July 24, 2021, for the Rookie-League ACL Dodgers against the ACL White Sox, tossing in inning of relief, giving up just one hit striking out two
- * Recorded his first professional strikeout on July 16, 2021, against the ACL giants, punching out Adrian Sugastey looking
- * Made four starts for the University of Southern California in 2020, going 2-1 with a 3.71 ERA (7 ER/17.0 IP) with a team-high 25 strikeouts against eight walks. In his final start for the Trojans, he racked up a season-high six innings against No.21 TCU, giving up three hits, one run and one walk while striking out nine in the win...held opponent's to a .190 average and allowed just two extra-base hits in the shortened 2020 season
- * As a freshman in 2018, the big right-hander started against Utah on March 15th and fired 7.2 hitless innings, striking out seven batters as part of a combined no-hitter...After his no-hit performance, he was named Pac-12 Pitcher of the Week and Collegiate Baseball National Pitcher of the Week.
- * Selected by the Marlins, 134th overall in the 2020 First-Year Player Draft out of the University of Southern California...was traded to the Dodgers along with Alex Vesia for Dylan Floro on February 12, 2021

Year-By-Year

2023

- Spent a majority of the season with Double-A Tulsa (19 G, 15 GS) before being called up Triple-A Oklahoma City on August 2nd (7 G, 1 GS) and got called up to the Majors on September 9th for one appearance (2.0 IP, 3 K).
- He garnered a combined 4-4 record and a 3.91 ERA (40 ER/92.0 IP) in 26 games across the Minor Leagues
- With Double-A Tulsa, notched a 2-3 record with a 4.15 ERA (30 ER/65.0 IP) in 19 games (15 starts), including 110 strikeouts and limited the opposition to a .205 batting average
- He was called up to the Major Leagues on September 9th and made his debut that night against the Padres...Tossed 2.0 scoreless innings of relief and struck out three, all of which came in the ninth inning when he struck out the side. He earned his first big league strikeout against Garret Cooper on September 9th
- After his short one-game stint with the big club, he was sent to Triple-A Oklahoma City, where registered a 2-1 record with a 3.33 ERA (10 ER/27.0 IP) in seven games (one start)... sat down 42 batters and held batters to a .198/.312/.369 slashline
- The former Trojan earned PCL Pitcher of the week for September 4-10 after posting a 1-0 record with a 0.00 ERA (0 ER/7.0 IP) and nine strikeouts while allowing one walk and only two hits across two appearances

- Across Double-A Tulsa and Triple-A Oklahoma City, he held right-handed batters to .165 average and withheld opponents to a .174 average with runners in scoring position
 - Posted a season-high 11 strikeouts on June 23 for Double-A Tulsa against the Northwest Arkansas
 - He faced one batter in a spring training appearance against the Angels on March 28, striking out Jordyn Adams
- He made the start for game 1 of the PCL Championship series against the Round Rock Express, tossing 4.0 innings, giving up two hits, one run and three walks while striking out a Triple-A season-high eight in the no decision

2022

- The California native saw two promotions, splitting time between Advanced-A Great Lakes and Double-A Tulsa
 - With Advanced-A Great Lakes, he posted a 4-2 record over 13 games (11 starts) with a 2.21 ERA (10 ER/40.2 IP) paired with 64 strikeouts...kept hitters to a .151 average
 - In 12 games (eight starts) with Double-A Tulsa, he went 1-5 with a 9.29 ERA (32 ER/31.0 IP) and 45 strikeouts against 37 walks
 - Earned his first win in Rookie ball on May 15, 2022, against the Captains, pitching in relief for 2.0 innings while giving up, one hit and one run while striking out four
 - Made his Double-A debut on July 6, 2022, against the Northwest Arkansas Naturals, tossing 3.0 innings, giving up five hits, six runs and five walks while striking out three in the loss
 - He earned his first Double-A win on August 10 against the Midland Rockhounds, tossing 4.0 scoreless innings, giving up four hits and one walk while striking out a season-high nine
 - Was effective against both right-handed and left-handed batters, holding them to .169 and .129 average respectively
- He posted a 13.69 K/9 and held batters a .212/.364/.288/.652 slashline. Opponents hit just .148 with runners in scoring position. He stunned the competition in June, posting a 1-1 record in five outings with a 0.47 ERA (1 ER/19.0 IP) with 30 strikeouts and nine walks. He had a three-game win streak from May 15-May 25, striking out 17 in just 10.0 innings. He fared better against batters when behind in the account opposed to ahead in the count, stifling hitters to .138 average against .172

2021

- Hurt started his professional career with the Rookie-Level ACL Dodgers before getting promoted to Single-A Rancho Cucamonga
- In four games with the Rookie-Level club, he made four appearances (three starts) and posted a 1-0 record with 5.79 ERA (3 ER/4.2 IP) and eight strikeouts
- Earned his first professional win on July 24, 2021, against the Rookie-Level ACL White Sox, tossing a scoreless inning of relief, allowing just one hit while striking out two
- Recorded his first professional strikeout on July 16, 2021 against the ACL Giants, punching out Adrian Sugastey looking
- With Single-A Rancho Cucamonga, he went 1-2 with a 5.51 ERA (10 ER.16.1 IP) and 28 strikeouts against 10 walks tossing 3.0 innings of relief, giving up one hit and one walk while striking out five
- The Miami Marlins traded Hurt along with left-hander Alex Vesia to Los Angeles Dodgers for Dylan Floro on February 12, 2021

He produced his best start of the season on September 15, 2021, against the Visalia Rawhide, tossing a season-high 3.1 hitless innings, giving up one walk while punching out a season-best six. He held right-handed batters to a .167 batting average across both levels and a 15.43 K/9. Overall, he stifled opponent's to a .225/.326/.338/.664 slashline

Personal

Kyle Dillion Hurt...parents Tania and Kevin...Has one brother, Kevin...His father played football at Ole Miss, and his grandfather played football at the University of Tampa and one year in the NFL for the Miami Dolphins...During his time at Torrey Pines High School, the Ranch Santa Fe, CA native earned Under Armor and Perfect Game All-American honors in 2016 and earned was named to the All-CIF second team as a junior and senior...At USC, the Trojan produced a 9-13 record with a 5.06 ERA (97ER/172.2 IP) and 170 strikeouts against 107 walks... Birthdate is May 30, 1998.

Career Pitching Record

Year	Team	WL	ERA	G	GS	CG	SHO	SV	IP	H	R	ER	HR	HB	BB	SO	WP	BK	AVG
2021	ACL Dodgers	1-0	5.79	4	3	0	0	0	4.2	6	3	3	1	0	0	8	1	0	.300
	Rancho Cucamongo	1-2	5.51	8	1	0	0	1	16.1	12	11	10	1	2	10	28	4	0	.200
2022	Great Lakes	4-2	2.21	13	11	1	1	0	40.2	21	11	10	1	2	22	64	3	0	.151
	Tulsa	1-5	9.29	12	8	0	0	0	31.0	35	35	32	3	4	37	45	5	0	.280
2023	Tulsa	2-3	4.15	19	15	0	0	0	65.0	50	32	30	7	4	33	110	14	0	.207
	Oklahoma City	2-1	3.33	7	1	0	0	0	27.0	19	10	10	3	1	11	42	1	1	.198
	LOS ANGELES	0-0	0.00	1	0	0	0	0	2.0	0	0	0	0	0	0	3	0	0	.000
Major League - 1 year		0-0	0.00	1	0	0	0	0	2.0	0	0	0	0	0	0	3	0	0	.000
Dodger Totals - 1 year		0-0	0.00	1	0	0	0	0	2.0	0	0	0	0	0	0	3	0	0	.000
Minor League - 3 years		11-13	4.63	63	39	1	1	1	184.2	143	102	95	16	13	113	297	28	1	.210

Career Single-Game Bests

Low-Hit Complete Game:	--	Most Strikeouts:	3, September 12, 2023 vs. SD
Most Innings Pitched Starter:	--	Most Walks:	--
Most Innings Pitched Reliever:	2, September 12, 2023 vs. SD	Longest Winning Streak:	--
Most Earned Runs Allowed:	--	Longest Losing Streak:	--

Career Fielding Record

Position	PCT	G	PO	A	E	TC	DP
Pitcher	.000	1	0	0	0	0	0

Career Transactions

• June 11, 2020: Drafted by the Miami Marlins in the 5th round of the 2020 amateur draft. Player signed July 21, 2020.

February 12, 2021: Traded by the Miami Marlins with Alex Vesia to the Los Angeles Dodgers for Dylan Floro

Injured List

• No Injuries at the Major League level



Joe KELLY

RHP | 99

@dodgers

Bats: Right **Throws:** Right

Height: 6-1 **Weight:** 174

Opening Day Age: 35

Born: June 9, 1988 in Anaheim, California

Resides: Corona, CA

Acquired: Signed a one-year contract with the Los Angeles Dodgers on Dec. 11, 2023

ML Service: 13.105

MLB Debut: May 25, 2008

Career Highlights

- * Hard-throwing reliever and Southern California native enters his 13th big league season and returns for his fifth stint with the Dodgers after being traded back to the club on July 28, 2023
- * Has a 53-37 career record with seven saves and a 3.95 ERA in 450 games (81 starts) over 13 seasons with the Cardinals (2012-14), Red Sox (2014-18), White Sox (2021-2023), and Dodgers (2019-20, 23)
- * In 369 relief appearances, he has posted a 3.66 ERA (152 ER/337.2 IP) to go along with a .225 opponents' batting average
- * Has had success in the Postseason, producing a 4-3 career record with a 3.45 ERA (23 ER/60.0 IP) in 41 games (five starts)...held opponents to a .236 average with a 1.27 WHIP...led Boston to the 2018 title, allowing just two runs (one earned) in 11.1 innings in nine Postseason games and later helped Los Angeles win a World Series title in 2020 by pitching 2.0 innings over Game 1 and 2, allowing just one run on two hits while striking out three
- * Won 15 straight decisions from Aug. 1, 2015-June 16, 2017, spanning 56 appearances (15 starts)...the career-best run was the second longest win streak in Red Sox history behind only Smoky Joe Wood's 16-game streak in 1912
- * Had a career-best 22.0 scoreless innings streak over 24 appearances from May 1-July 9, 2017
- * Made his MLB debut on June 10, 2012 with St. Louis vs. Cleveland, allowing one run on seven hits over 5.0 innings in a no-decision
- * Picked up his first career victory on June 22, 2012 at Kansas City, allowing three runs on nine hits in 6.0 innings in the Cardinals' 11-4 win
- * Earned his first save on April 1, 2018 with Boston at Tampa Bay, firing a scoreless inning to preserve a 2-1 Red Sox win
- * Selected by St. Louis in the third round of the 2009 First-Year Player Draft out of UC Riverside

Year-By-Year

2023

- Started the season with the Chicago White Sox before being traded to the Dodgers on July 28
- In 31 games with the White Sox, he went 1-5 with a 4.97 ERA (16 ER/29.0 IP) and limited opponents to a .228 average
- In 11 games with the Dodgers, he put up a 1-0 record with a 1.74 ERA (2 ER/10.1 IP) while holding opponents to a .088 average
- Performed well with runners in scoring position, holding batters to a .191 batting average
- Spent three stints on the IL (April 10, right groin strain; July 6, right elbow inflammation; August 13, right forearm inflammation)
- In two rehab appearances with Single-A Rancho Cucamonga, he went 1-0 with a 0.00 ERA (0 ER/1.2 IP)
- Made one postseason appearance, tossing 1.2 scoreless innings, striking out three

2022

- In his first year with the White Sox, he produced a 1-3 record with a 6.08 ERA (25 ER/37.0) and 53 strikeouts against 23 walks over 43 appearances
- Made his White Sox debut on May 9 against Cleveland and earned a hold after working a scoreless seventh with one strikeout
- Earned his sixth career save on June 20 against Toronto
- Made 12 straight scoreless appearances from July 11-August 9, allowing four hits with 16 strikeouts and five holds over 11.2 IP

- Performed better on the road, posting an 0-1 record with a 2.82 ERA (7 ER/22.1 IP) as opposed to a 1-2 record with a 11.05 ERA (18 ER/14.2 IP)

- Reached 10 years of MLB service time on August 27th

2021

- Garnered a 2-0 with a 2.86 ERA (14 ER/44.0 IP), two saves, 50 strikeouts, a .174 (28-161) opponents average and 0.98 WHIP over 48 relief appearances with the Dodgers

- Shut down right-handed hitters, limiting them to a .167/.257/.278 slashline...Limited left-handers to a .183/.259/.296 slashline

- Began the season on the injured list with a right shoulder nerve injury...Made his season debut against the Angels on May 7, giving up four runs in 0.2 innings

- Appeared in two rehab games with Triple-A Rancho Cucamonga, going 1.1 scoreless innings, giving up two walks and two strikeouts

- Went 1-0 with a 5.06 ERA (3 ER/5.1 IP) in seven postseason appearances (one start)...started Game 5 of the NLCS vs. Atlanta (2 ER/0.2 IP)

- Elected free agency on November 5

2020

- Pitched in 12 regular season games, producing a 1.80 ERA (2 ER/10.0 IP) with nine strikeouts, seven walks, and a 1.50 WHIP...did not record a win, loss or save during the campaign

- Recorded the first save of his Postseason career on 10/7 (Game 2 NLDS) by getting Eric Hosmer to ground out with the bases loaded to preserve the Dodgers' 6-5 victory over the Padres

Limited opposing batters to a .235 average (8-for-34) and did not give up a home run throughout the season...posted a 8.10 strikeout-per-nine innings mark...has been tremendous in the World Series (2013, '18 and '20), going 1-0 with a 2.03 ERA in eight games (one start) as he has allowed just eight hits, struck out 19 batters, and walked only three, keeping the opposition to a .170 average (8-for-47)... was sidelined for 28 games with right shoulder inflammation, from August 9 to Sept. 10, in which Los Angeles went 21-7 during that span...was suspended for five games by Major League Baseball following his IL stint, which he served from Sept. 10 to Sept. 16

2019

- In his first year with Los Angeles, he went 5-4 with a save and eight holds, while posting a 4.56 ERA (26 ER/51.1 IP) in 55 games

- Made his Dodger debut on March 29 against Arizona, allowing two earned runs on three hits in 1.1

- Recorded his first win as a member of the Dodgers on April 7 at Colorado, after tossing 1.2 innings of relief while allowing two earned runs on three hits and striking out three batters

Struck out 62 batters against 22 walks, establishing career-highs in strikeouts per 9.0 innings (10.87) and strikeout-to-walk ratio (2.82) Over the span of 37 appearances from May 28- September 29, posted a 2.38 ERA (9 ER/34.0 IP) and a 1.12 WHIP, while striking out 45 batters...recorded a 10.0 scoreless inning streak from July 31-August 28, the fifth longest streak in his career...appeared in three postseason games for the Dodgers, allowing six earned runs on five hits in 2.1 innings, striking out four batters against five walks

2018

- Appeared in a new career-high 73 games in relief for the Red Sox totaling 65.2 IP with a 4.39 ERA and holding opposing batters to a .234 average

On April 1, Kelly earned his first career save after closing out the ninth inning of a 2-1 victory over the Tampa Bay Rays...in nine appearances during the postseason, posted a 0.79 ERA (11.1 IP/1 ER) and a 2-1 record to help lead the Red Sox to a World Series title...pitched in all five games of the World Series without surrendering a run over 6.0 IP and holding batters to a .182 average and striking out 10 against zero walks...picked up the win in Game 4

2017

- Appeared in a career-high 54 games in his first MLB season working exclusively as a reliever

- Did not allow a run in 42 of 54 appearances

- Retired 41 of 54 first batters faced (76%)

Set career lows in opponent AVG (.202), OBP (.294), SLG (.279), and OPS (.573)...among qualified AL relievers, his opponent OPS ranked 14th Held right-handed hitters to a .191 AVG (26-for-136) and LHH to a .222 AVG (16-for-72)...allowed three home runs in 58.0 IP for a 0.47 HR/9.0 IP ratio, the 11th-lowest mark among AL relievers...posted a career-best 22.0-inning scoreless streak from May 1-July 9, the longest of the season for any AL reliever and any Red Sox pitcher...had the streak snapped in his second inning of work on July 9 at TB (1.2 IP)...his streak of 23 consecutive games without a run allowed was the third longest in Red Sox history behind Daniel Bard (25 in 2011) and Koji Uehara (27 in 2013)...had his career-best 15-game win streak snapped on July 9 at TB...the streak, which began on Aug. 1, 2015, was the second longest in Red Sox history behind Smoky Joe Wood's 16-game streak in 1912...was placed on the 10-day disabled list with a left hamstring strain on July 15 (retro to July 12)...made one rehab appearance with

Triple-A Pawtucket on Aug. 2 and was reinstated on Aug. 5...made two relief appearances for the Red Sox in the ALDS vs. HOU, earning his first career postseason win in Game 3

2016

- Split the season between Boston and Triple-A Pawtucket and had three stints with the big league club, appearing in 20 games (6 starts)...went 2-0, 1.02 ERA (2 ER/17.2 IP) in 14 relief appearances for Boston
- Opened the season in the Red Sox starting rotation, but made his last start on June 1...as a reliever with Boston, he posted a .203 opponents' batting average, a 1.02 WHIP and 21 strikeouts in 17.2 innings
- Appeared in each of the Red Sox' 3 ALDS games and retired all 11 batters faced
- In 20 minor league games (four starts) with Single-A Lowell and Triple-A Pawtucket, went 1-1 with a 1.85 ERA

2015

- In his first full season with Boston, set career highs in starts (25), innings pitched (134.1), strikeouts (110), and strikeouts per nine innings (7.4)...his 10 wins tied a career best (last: 2013 with STL)
 - Posted a 3.77 ERA (25 ER/59.2 IP) in 11 starts beginning July 22, following a 4-start stint with Triple-A Pawtucket...had a 2.35 ERA (12 ER/46.0 IP) in his final eight starts, fourth best in the AL (min. 30.0 IP)
- Began the year on the 15-day DL with a right biceps strain...placed on the DL on 4/3 (retro to 3/27), but made season debut starting Boston's fifth game on April 11 at NY Y...surrendered just one earned run over 7.0 IP, setting a career high with eight strikeouts...surpassed that with 10 strikeouts in 6.0 innings on April 27 vs. Toronto...fanned 28 batters in 23.2 innings over four starts in April...His 10.7 SO/9.0 IP in the month ranked 2nd in the AL (min. 20.0 IP), trailing only Clay Buchholz (11.9)

2014

- Went 6-4 with a 4.20 ERA (45 ER/96.1 IP) in 17 starts between the Cardinals and Red Sox...traded to BOS at the non-waiver trade deadline

Allowed one earned run (3 runs total) over his first three starts...left his third start on April 16 at Milwaukee after 4.0 innings due to a left hamstring injury...placed on the 15-day disabled list on April 17 and transferred to the 60-day DL on June 25...made 10 starts over the final two months of the year for Boston and led the team with a 4.11 ERA in that time (min. 30.0 IP)...led the team with four September wins, including his first as a Red Sox on September 2 at NYY

2013

- Posted a 2.69 ERA (37 ER/124.0 IP) in 37 games (15 GS) for STL in his first full MLB season, and ranked ninth in the Majors in ERA (min. 100.0 IP)
- Went 9-3 with a 2.28 ERA (22 ER/87.0 IP) as a starter...posted a 3.65 ERA (15 ER/37.0 IP) in relief...21 of his 22 appearances from the start of the season to June 28 came in relief
- Moved to the rotation on July 6 and went 10-2 with a 2.18 ERA (21 ER/86.2 IP) in 15 games (14 starts) from that point to the season's end...STL won 11 of his 15 starts

Had a streak of 19.2 consecutive scoreless innings from July 12-Aug. 6...Stretch included consecutive scoreless starts on July 27 at ATL and August 1 at PIT (12.1 IP)...went 2-2 in his four postseason starts (0-1, 4.15 ERA, 10 ER/21.2 IP)

2012

- Began the season at Triple-A Memphis, starting 12 games before a promotion to STL, where he appeared in 24 games (16 starts)

Went 4-6 with a 3.74 ERA (38 ER/91.1 IP) in the Majors as a starter...posted a 2.30 ERA (4 ER/15.2 IP) in eight appearances as a reliever...ranked among NL rookie leaders in IP (T-5th, 107.0) and SO (T-9th, 75)...his 3.53 ERA was the second lowest among NL rookies with at least 100.0 IP...was leading the Pacific Coast League with a 2.86 ERA (23 ER/72.1 IP) at the time of his recall on 6/10...made his MLB debut on June 10 vs. CLE with 5.0 innings of one-run ball in a no-decision...earned first career relief win on August 24 at CIN...posted a 2.35 ERA (2 ER/7.2 IP) in seven postseason appearances between the NLDS and NLCS

2011

- Posted a 3.68 ERA (54 ER/132.0 IP) between High-A Palm Beach and Double-A Springfield, earning a selection as a Florida State League mid-season All-Star
- Received an invite to ML Spring Training camp as a relief pitcher

2010

Appeared in 26 games (18 GS) for Single-A Quad Cities, posting a 1.44 ERA (4 ER/25.0 IP) in eight relief appearances, compared to a 5.63 ERA as a starter (18 GS)...after the season, ranked as the No. 10 prospect in the Cardinals organization by Baseball America.

2009

Made 16 appearances, including two starts, at Short-A Batavia in his first pro season

Personal

Joseph William Kelly Jr...married to Ashley Parks, and the couple has a son, Knox (born Feb. 2016) and twins, Crue and Blake (born April 2020), and Kai (May, 2023)...attended Corona High School in Corona, CA...played at the University of California at Riverside, where he set the team's career saves record (24)...named Big West Conference 2007 Freshman of the Year and 1st Team All-Big West...pitched for Yarmouth-Dennis of the Cape Cod League in 2008...played for USA National Team in 2007, winning a silver medal in the Pan-American Games...son of Joseph Kelly, a former wide receiver for Vanderbilt University who signed with the San Diego Chargers...selected by St. Louis in the third round of the 2009 First-Year Player Draft and signed by Jeff Ishii

Career Pitching Record																				
Year	Team	W-L	ERA	G	GS	CG	SHO	SV	IP	H	R	ER	HR	HB	BB	SO	WP	BK	AVG	
2009	Batavia	2-3	4.75	16	2	0	0	1	30.1	33	23	16	0	3	11	30	3	0	.273	
2010	Quad Cities	6-8	4.62	26	18	0	0	1	103.1	103	66	53	3	7	45	92	12	2	.265	
2011	Palm Beach	5-2	2.60	12	11	0	0	0	72.2	56	26	21	1	8	34	62	5	0	.215	
	Springfield	6-4	5.01	11	11	0	0	0	59.1	70	40	33	7	5	25	51	2	1	.306	
2012	ST. LOUIS	5-7	3.53	24	16	0	0	0	107.0	112	50	42	10	3	36	75	4	0	.271	
	Memphis	2-5	2.86	12	12	0	0	0	72.1	75	29	23	2	4	21	45	2	0	.278	
2013	ST. LOUIS	10-5	2.69	37	15	0	0	0	124.0	124	42	37	10	5	44	79	3	0	.259	
2014	ST. LOUIS	2-2	4.37	7	7	0	0	0	35.0	41	19	17	3	3	10	25	3	0	.291	
	BOSTON	4-2	4.11	10	10	0	0	0	61.1	47	29	28	5	4	32	41	0	0	.215	
	Memphis	0-0	2.61	3	3	0	0	0	10.1	8	3	3	1	0	6	4	0	1	.222	
2015	BOSTON	10-6	4.82	25	25	0	0	0	134.1	145	76	72	15	6	49	110	9	0	.276	
	Pawtucket	1-1	2.84	4	4	0	0	0	19.0	14	7	6	1	1	6	18	1	0	.206	
2016	BOSTON	4-0	5.18	20	6	0	0	0	40.0	44	23	23	5	2	24	48	0	0	.278	
	Pawtucket	1-1	1.54	17	4	0	0	2	35.0	29	6	6	1	1	6	46	2	0	.230	
2017	BOSTON	4-1	2.79	54	0	0	0	0	58.0	42	19	18	3	1	27	52	4	0	.202	
	Pawtucket	0-0	0.00	1	0	0	0	0	1.0	0	0	0	0	0	0	1	0	0	.000	
2018	BOSTON	4-2	4.39	73	0	0	0	2	65.2	57	34	32	4	5	32	68	4	0	.234	
2019	LOS ANGELES	5-4	4.56	55	0	0	0	1	51.1	49	31	26	6	3	22	62	10	0	.244	
2020	LOS ANGELES	0-0	1.80	12	1	0	0	0	10.0	8	3	2	0	0	7	9	3	0	.235	
2021	LOS ANGELES	2-0	2.86	48	0	0	0	2	44.0	28	16	14	3	4	15	50	0	1	.174	
	Rancho Cucamonga	0-0	0.00	2	1	0	0	0	1.1	0	0	0	0	0	2	2	0	0	.000	
2022	CHICAGO-AL	1-3	6.08	43	1	0	0	1	37.0	36	26	25	2	3	23	53	4	0	.252	
	Charlotte	0-0	0.00	3	0	0	0	0	3.0	0	0	0	0	1	1	3	0	0	.000	
2023	CHICAGO-AL	1-5	4.97	31	0	0	0	1	29.0	26	19	16	3	2	12	41	4	2	.228	
	LOS ANGELES-NL	1-0	1.74	11	0	0	0	0	10.1	3	3	2	0	0	6	19	2	0	.088	
	Rancho Cucamonga	1-0	0.00	2	0	0	0	0	1.2	1	0	0	0	0	1	0	0	0	.200	
Major League- 12 years		53-37	3.95	450	81	0	0	7	807.0	762	390	354	69	41	339	732	50	3	.248	
Dodger Totals - 4 years		8-4	3.42	126	1	0	0	3	115.2	88	53	44	9	7	50	140	15	1	.204	
Minor League- 11 years		24-24	3.55	112	66	0	0	4	413.1	393	202	163	16	30	159	359	27	4	.256	

Career Postseason Pitching Record

Year	Team	W-L	ERA	G	GS	CG	SHO	SV	IP	H	R	ER	HR	HBP	BB	SO	WP	BK
2012	NLDS: STL vs. WAS	0-0	0.00	3	0	0	0	0	3.2	0	0	0	0	0	1	3	0	0
	NLCS: STL vs. SF	0-0	4.50	4	0	0	0	0	4.0	6	2	2	0	0	3	2	0	0
2013	NLDS: STL vs. PIT	0-0	3.38	1	1	0	0	0	5.1	5	3	2	0	0	4	5	0	0
	NLCS: STL vs. LAD	0-1	4.91	2	2	0	0	0	11.0	13	6	6	2	1	2	8	1	0
	WS: STL vs. BOS	0-0	3.38	1	1	0	0	0	5.1	2	2	2	0	0	3	6	0	0
2016	ALDS: BOS vs. CLE	0-0	0.00	3	0	0	0	0	3.2	0	0	0	0	0	0	3	0	0
2017	ALDS: BOS vs. HOU	1-0	0.00	2	0	0	0	0	2.2	4	0	0	0	0	0	1	1	0
2018	ALDS: BOS vs. NYY	0-0	0.00	1	0	0	0	0	2.1	1	0	0	0	0	0	1	0	0
	ALCS: BOS vs. HOU	1-1	3.00	3	0	0	0	0	3.0	3	2	1	0	1	0	2	2	0
	WS: BOS vs. LAD	1-0	0.00	5	0	0	0	0	6.0	4	0	0	0	0	0	10	0	0
2019	NLDS: LAD vs. WAS	0-1	23.14	3	0	0	0	0	2.1	5	6	6	1	0	5	4	1	0
2020	NLDS: LAD vs. SD	0-0	0.00	1	0	0	0	1	0.1	0	0	0	0	0	0	2	0	0
	NLCS: LAD vs. ATL	0-0	0.00	2	0	0	0	0	1.1	2	0	0	0	0	0	0	0	0
	WS: LAD vs. TB	0-0	4.50	2	0	0	0	0	2.0	2	1	1	0	0	0	3	0	0
2021	WC: LAD vs. STL	0-0	0.00	1	0	0	0	0	0.2	0	0	0	0	0	0	1	1	0
	NLDS: LAD vs. SF	1-0	5.40	2	0	0	0	0	1.2	3	1	1	0	0	1	0	0	0
	NLCS: LAD vs. ATL	0-0	6.00	4	1	0	0	0	3.0	2	2	2	1	0	0	4	0	0
2023	NLDS: LAD vs. ARI	0-0	0.00	1	0	0	0	0	1.2	2	0	0	0	0	1	3	0	0
Postseason Totals		4-3	3.45	41	5	0	0	1	60.0	54	25	23	4	2	22	56	6	0
WC Totals		0-0	0.00	1	0	0	0	0	0.2	0	0	0	0	0	0	1	1	0
LDS Totals		2-1	3.42	17	1	0	0	1	23.2	20	10	9	1	0	14	20	2	0
LCS Totals		1-2	4.43	15	3	0	0	0	22.1	26	12	11	3	2	5	16	3	0
WS Totals		1-0	2.03	8	1	0	0	0	13.1	8	3	3	0	0	3	19	0	0

Career Single-Game Bests

Low-Hit Complete Game:	--	Most Strikeouts:	10, April 27, 2015 vs. TOR
Most Innings Pitched Starter:	71 (3x), last: August 29, 2015 at NYM	Most Walks:	7, May 9, 2015 at TOR
Most Innings Pitched Reliever:	5.2, August 19, 2012 vs. PIT	Longest Winning Streak:	15 games, August 1, 2015-June 16, 2017
Most Earned Runs Allowed:	7 (4x), last: June 1, 2016 at BAL	Longest Losing Streak:	4 games (4x), last, May 27 - July 26, 2023

Career Fielding Record

Position	PCT	G	PO	A	E	TC	DP
Pitcher	.906	450	69	104	18	191	9

Career Transactions

- June 9, 2009: Drafted by the St. Louis Cardinals in the 3rd round of the 2009 amateur draft. Player signed June 28, 2009.
- July 31, 2014: Traded by the St. Louis Cardinals with Allen Craig to the Boston Red Sox for Corey Littrell (minors), John Lackey and cash.
- December 21, 2018: Signed as a Free Agent with the Los Angeles Dodgers.
- March 14, 2022: Signed as a Free Agent with the Chicago White Sox.
- July 28, 2023: Traded by the Chicago White Sox with Lance Lynn to the Los Angeles Dodgers for Jordan Leasure (minors), Nick Nastrini (minors) and Trayce Thompson.
- December 11, 2023: Signed as a Free Agent with the Los Angeles Dodgers.

Injured List

- April 17-July 10, 2014 (strained left hamstring)
- March 27-April 10, 2015 (right biceps strain)
- April 20-May 20, 2016 (right shoulder impingement)
- July 12-August 4, 2017 (left hamstring strain)
- August 10 - Sept. 20, 2020 (right shoulder inflammation)
- May 6 - August 10, 2021 (undisclosed)
- April 4 - May 9, 2022 (right biceps nerve injury)
- April 10 - 24, 2023 (right groin strain)
- July 6 - 23, 2023 (right elbow inflammation)
- August 13 - Sept 23, 2023 (right forearm inflammation)



Clayton KERSHAW

LHP | 22

@ClaytonKershaw

Bats: Left **Throws:** Left

Height: 6-4 **Weight:** 225

Opening Day Age: 36

Born: March 19, 1988 in Dallas, TX

Resides: Dallas, TX

Acquired: Selected in the first round (7th overall) of the 2006 First Year Player Draft from Highland Park HS (TX)

ML Service: 14.105

MLB Debut: May 25, 2008



All-Star
(10, 2011-17, 19, 2022-23)



Gold Glove
(2011)



MVP
(2014)



CY Young
(3: 2011, 2013, 2014)

Career Highlights

- * The 2014 National League Most Valuable Player; three-time Cy Young Award winner (2011, 2013-14) and 10-time All-Star (2011-17, 2019, 2022-2023) enters his 17th big league season with a 210-92 record and a 2.46 ERA in 425 career games (422 starts)...passes Don Sutton as the only Dodger pitcher to play 17 seasons with the organization...the only position players in franchise history to play longer are outfielder Zack Wheat and shortstop Pee Wee Reese, 18 seasons for each of those Hall of Famers
- * Since the start of the live-ball era in 1920, has the lowest all-time career ERA (2.48) and WHIP (1.00) among starting pitchers with at least 1,500.0 innings pitched...his .209 opponents' average ranks third among pitchers with that qualifier, behind only Nolan Ryan (.204) and Sandy Koufax (.205) and his strikeout-per-nine mark of 9.79 ranks 5th
- * Became the ninth pitcher all-time to win three or more Cy Youngs after the 2014 season since the award was instituted in 1956...became the 14th NL pitcher to win the award via a unanimous vote in 2014...by winning the award in 2013-14, he became the ninth pitcher in either league to win the award in consecutive seasons...finished second in the 2012 and 2017 Cy Young voting, third in 2015 and fifth in 2016
- * Notched his 200th career win in his start on April 18, 2023 against the Mets, making him the only Los Angeles Dodger to win 200 games with the same franchise...joins Don Sutton (233) and Don Drysdale (209) on the Dodger all-time list...Kershaw passed Drysdale with his 210th victory on September 23, 2023 against the Giants
- * Became the Dodgers' all-time strikeout leader on April 30, 2022 against Detroit, striking out Spencer Torkelson in the fourth inning, passing Don Sutton (2,696)...has 2,944 career strikeouts and stands 21st on the all-time Major League strikeout list...passed Jim Bumgarner (2,855) on May 10, 2023 against the Brewers
- * Tied Pee-Wee Reese for the most All-Star game selections in franchise history with his 10th in 2023 nod but did not pitch in the game
- * Started his first Midsummer Classic in 2022 at Dodger Stadium, firing a scoreless frame and striking out one...was a member of his ninth All-Star team
- * Became the all-time leader in postseason strikeouts with 207 after striking out six batters in Game 5 of the 2020 World Series...passed Justin Verlander (205) to earn the distinction
- * In 2014, became the 11th Dodger player to win the MVP award and the 11th pitcher to win both the MVP and Cy Young Award in the same season
- * Won the MLB ERA title in four consecutive seasons from 2011-14, becoming the first-ever pitcher to do so...also led the Majors with a career-high 21 wins in both 2011 and 2014
- * Topped the Majors with 301 strikeouts in 2015 and led the NL in Ks in 2011 and 2013...has collected 200-plus strikeouts in seven of his 11 big league seasons, which is the most in franchise history and the fourth most in National League history
- * Leads the Majors in ERA (2.48), WHIP (1.00), complete games (25) and shutouts (15) since making his debut in 2008, while also ranking among the MLB leaders in strikeouts (2,944, 3rd), wins (210, 3rd), opponents' average (.209), and winning percentage (.695)
- * Passed Dodger-great Don Drysdale on the Dodgers' all-time strikeout list with his 11 strikeouts against Seattle on August 20, 2020
- * Obtained his 2,000th career strikeout in the second inning against Milwaukee on June 2, 2017, reaching the milestone in 1,837.2 innings, the fourth fastest all-time behind only Pedro Martinez (1715.1 IP), Randy Johnson (1734.0 IP) and Max Scherzer (1784.0)
- * Ranks among the all-time Los Angeles leaders in strikeouts (1st), wins (3rd), starts (3rd) and ERA (3rd)
- * His 13 career postseason victories are the most by a Dodger pitcher in franchise history and is fifth overall in MLB history...also holds the franchise lead in postseason starts (32), innings pitched (194.1), strikeouts (213), and losses (13)
- * Became the third different Dodger pitcher to win the pitching Triple Crown in 2011 (Dazzy Vance - 1924, Sandy Koufax - 1963, '65, '66), leading the Majors with a 2.28 ERA, tying the NL lead with 21 wins and ranking first in the league with 248 strikeouts
- * Won a Rawlings Gold Glove Award in 2011 and has made just 11 errors in his Major League career (.976 fielding percentage)...leads active players with 74 career pickoffs
- * Strung together 41.0 consecutive scoreless innings from June 13-July 10, 2014 which tied with Luis Tiant (1968) for the sixth longest streak in the expansion era
- * Made his Major League debut on May 25, 2008, allowing just two runs in 6.0 innings against the Cardinals and fanned the first batter he faced (Skip Schumaker)...earned his first big league win on July 27, 2008 vs. Washington, tossing 6.0 scoreless innings in the Dodgers' 2-0 win
- * Honored with Major League Baseball's 2012 Roberto Clemente Award for his charitable endeavors...has been the Dodgers' nominee for the award in 2011, 2012 and 2014
- * Is a two-time recipient of the Dodgers' Roy Campanella Award, doing so in 2013-14
- * Selected by the Dodgers in the first round (seventh overall) in the 2006 First-Year Player Draft

Year-By-Year

2023

- The big southpaw continued to shove in his 16th season, going 13-5 over 24 starts with a 2.46 ERA (36 ER/131.2 IP) with 137 strikeouts against 40 walks and a 1.06 WHIP...produced his 12th season of double-digit victories in 16 years
- Dominated April, winning National League Pitcher of the Month, going 5-1 with a 1.89 ERA (8 ER/38.0 IP) in six starts with 41 strikeouts against only five walks...He led the NL in wins, WHIP (0.763), and innings pitched (38), averaging 6.1 innings per start...seventh time winning the award which ranks sixth all-time
- Notched his 200th career win in his start on April 18 against the Mets, making him the only Los Angeles Dodger to win 200 games with the same franchise...joins Don Sutton (233) with Don Drysdale (209) on the Dodger all-time list...Just the sixth pitcher in the modern era to do so before losing 100 games.
- Tied Pee-Wee Reese for the most All-Star game selections in franchise history with his 10th nod...did not pitch in the game
- Passed Don Drysdale for the second most wins in franchise history with his 210th career victory on September 24 against the San Francisco Giants
- Tied for the most consecutive scoreless innings by a Dodger starter this season (20.0 IP from June 14-Aug. 10)
- Finished the year with the longest streak of consecutive appearances without a loss with seven (June 2- Sept. 30)
- Tossed 5.0+ innings in 19 of his 24 starts this season...tallied a season-high nine strikeouts five times this year (4/1 vs. ARI, 4/18 vs. NYM, 4/29 vs. STL, 6/2 vs. NYY, and 6/8 at CIN)
- Missed several weeks of the season with a shoulder injury (June 27-August 10)
- Underwent shoulder surgery in the offseason

Tied Don Sutton as the only Dodgers to pitch in 16 seasons with the team...the only position players in franchise history to play longer are outfielder Zack Wheat and shortstop Pee Wee Reese, 18 seasons for each of those Hall of Famers...made his 40th postseason appearance and 33rd start, giving up six hits, six runs, and one walk while retiring only one batter...shortest start of his career, regular or postseason...his shortest postseason start previously was Game 1 of the 2018 NLCS against the Brewers (3.0 IP)...the last time he gave up six runs in one inning in the postseason was October 3, 2014 vs. STL in game one of the NLDS (7th)...the last time the Dodgers allowed six or more in one inning was on October 15, 2020 against the Braves in Game 4 of the NLCS

2022

- Veteran southpaw had a stellar season, going 12-3 over 22 starts with a 2.28 ERA (32 ER/126.1 IP) with 137 strikeouts against just 23 walks in 493 total batters faced...produced his 11th season of double-digit victories in 15 years
- Became the Dodgers' all-time strikeout leader on April 30, 2022 against Detroit, striking out Spencer Torkelson in the fourth inning, passing Don Sutton (2,696)...has 2,807 career strikeouts and stands 24th on the all-time Major League strikeout list...passed Cy Young with strikeout 2,804 in game 162
- Started his first Midsummer Classic in 2022 at Dodger Stadium, firing a scoreless frame and striking out one...was a member of his ninth All-Star team
- Tabbed a 9.76 strikeout-per-nine innings mark and limited hitters to a .206/.246/.310 slashline...allowed 27 extra-base hits, allowed 38 in 2021
- Took a perfect game into the eighth inning against the Angels on July 15 before a single by Luis Rengifo broke up his Perfect Game bid...finished with 8.0 scoreless and became the first pitcher in Major League History to have two games of 7.0 perfect baseball in the same season since 1961...other occurrence was his first start and win of the year in Minnesota on April 13, striking out a season-high 13-batters on 80 pitches
- Did not allow a run in six of 22 starts, securing victories in five of the six outings: April 13 at MIN, May 7 at CHC, July 3 vs. SD, July 15 at LAA, Sept. 13 at ARI, Sept. 30 vs. COL
- Tossed 5.0+ innings in 18 of his 22 starts, notching 12 quality starts for a .800 winning percentage, his highest mark since the 2017 season...also fired double-digit strikeouts three times: April 13 at MIN, July 9 vs. CHC, Sept. 19 vs. ARI

Did not allow a walk in eight of his 22 starts, securing victories in six of the outings...posted a 0.94 WHIP paired with 137 strikeouts against just 23 walks...was a perfect 6-0 at home across 11 starts, tallying a 2.39 ERA (17 ER/64.0 IP) with 80 strikeouts and a 0.98 WHIP...was 6-3 in away contests in 11 starts, totaling a 2.17 ERA (15 ER/62.1 IP) with 57 strikeouts and a 0.90 WHIP...kept right-handed hitters to a .198 (78-for-394) average compared to .254 average (18-for-71) against lefties...limited hitters to a .167 average when ahead in the count vs. .206 average when behind in the count...produced a .159/.220/.220 slashline with runners in scoring position in 18 different games, allowing 13 hits in the process...did not throw a wild pitch for the just the second time in his career (also: 2020)...was put on the Injured List with Right SI joint inflammation on May 9 and later activated on June 11...sidelined with low back pain on Aug. 5 to Sept. 1...started Game 2 of the NLDS against San Diego, allowing three earned runs on six hits through 5.0 frames, not factoring in the decision

2021

- Spent his 14th Major League season in Dodger Blue, posting a 10-8 record across 22 starts with a 3.55

ERA (48 ER/121.2 IP)...struck out 144 batters against just 21 walks

- Limited the opposition to a .224 average and produced a 1.02 WHIP...recorded a 10.65 strikeout-per-nine mark, his highest since the 2017 season
- Notched 11 quality starts, with his longest outing on June 27 against the Chicago Cubs, pitching 8.0 solid innings, giving up just one earned run (homer) on four hits with just one walk and 13 strikeouts
- Struck out six or more batters in 12 of his 20 appearances...also kept opponents to one or fewer runs in ten of his 20 starts
- Registered a perfect 1.000 fielding percentage for the third straight year and sixth of his career, not committing an error over 121.2 innings in 2021
- Tallied eight hits at the plate, going 8-for-36 for a .222 average and three RBI, his highest since the 2018 season...went 2-for-3 in his season opener at Colorado on April 1 and against went 2-for-3 on June 11 against Texas
- Did not pitch from July 4-Sept. 12 while on the Injured List with left forearm inflammation...made one rehab appearance with Triple-A Oklahoma City, tossing 3.0 innings in his start, allowing two earned runs on four hits with three strikeouts

Had his best month in April, going 4-2 with a 2.09 ERA across six starts, keeping hitters to a .210 average... kept left-handed hitters to a .178 average and right-handed hitters to a .242 average...when ahead in the count, the southpaw limited the opposition to a .157 average, which ended in 80 strikeouts...pitched 5.0 innings or more in his 20 starts, with 14 of those 6.0 innings or more...struck out 83 batters during home games and 61 batters while on the road, while striking out 48 batters with zero outs, 45 batters with one out, and 51 batters with two outs...struck out 11 batters on May 14 against Miami, earning the win as he allowed five earned runs to score on six hits across 6.0 innings

2020

- Produced a 6-2 record over 10 starts with a 2.16 ERA (14 ER/58.1 IP), striking out 62 batters and walking just eight as he limited opposing batters to a .194 (41-for-211) average
- Led the Dodgers' pitching staff in wins (six), innings (58.1), quality starts (6) and strikeouts (62)...ranked among the NL leaders (min. 55 IP) in wins (6, T-4th), ERA (2.16, 5th), opponents' batting average (.194, 5th) and WHIP (0.84, 2nd)
- Recorded four straight wins from Aug. 14 to Sept. 3, compiling a 0.69 ERA (2 ER/26.0 IP) with 29 strikeouts...gave up just ten hits and five walks while limiting hitters to a .115/.172/.218 slashline during that span
- With his 11 strikeouts against Seattle on August 20, the southpaw passed Don Drysdale on the Dodgers' all-time strikeout list, moving him into second place behind Don Sutton who leads with 2,696 punchouts... Kershaw's 2,526 career punchouts places him 36th on the all-time strikeouts list (next: Bartolo Colon, 2,535)
- Was stellar in the postseason, compiling a 4-1 record over five games (three quality starts)...garnered a 2.93 ERA (10 ER/30.2 IP) with 37 strikeouts and a .211 opponents' average (23-for-109), leading to a 0.91 WHIP and 10.86 strikeout-per-nine mark...won both of his World Series starts
- Improved his postseason career strikeout mark to 207, passing Justin Verlander (205 Ks), to become the Major League leader in career postseason punchouts

Five of his six wins came away from Dodger Stadium (8/2 at ARI, 8/14 at LAA, 8/20 at SEA, 8/27 at SF, 9/19 at COL)...in those five wins, the lefty limited the opposition to a .163/.189/.275 slashline and struck out 45 of the 159 batters he faced... is one of three Dodgers to record 13+ strikeouts in a playoff game, alongside Sandy Koufax (15, 10/2/1963 vs. NYY) and Carl Erskine (14, 10/2/1953 vs. NYY)...was slated to make his ninth-career Opening Day start, but started the campaign on the Injured List after coming up with a stiff back after working out two days before Opening Day

2019

- In his 12th Major League season, went 16-5 with a 3.03 ERA (60 ER/178.1 IP) and a 1.04 WHIP in 29 games (28 starts)... the Dodgers went 22-7 in his starts...recorded 22 quality starts
- Ranked among NL leaders in ERA (7th), wins (T-3rd), winning percentage (.762, 3rd), quality starts (T-3rd), opponents' batting average (.222, 8th), opponents' OBP (.269, 6th), WHIP (7th), walks per 9.0 innings (2.07, 10th) and strikeout-to-walk ratio (4.61, 8th)
- On Aug. 1, he passed Sandy Koufax with the 2,397th strikeout of his career to become the Dodgers' all-time strikeout leader as a left-handed pitcher. Kershaw finished the season with 2,464 career strikeouts, and sits in third place on the overall franchise list behind Don Sutton (2,696) and Don Drysdale (2,486)
- On August 14, he tossed 7.0 scoreless innings with 10 strikeouts and no walks against the Marlins, recording his 8th career start with 10+ strikeouts and zero walks or runs allowed...tied Pedro Martinez and Chris Sale for second most in the live-ball era, training only Randy Johnson (11) (source: STATS)

Posted a 10-2 record and a 2.89 ERA (33 ER/102.2 IP) in 16 starts at Dodger Stadium and a 6-3 record with a 3.21 ERA (27 ER/75.2 IP) in 13 road games (12 starts)...recorded 6.0 IP or more in 26 of his 28 starts, including his first 23 starts of the year which matched the longest run of his career in 2015... finished the season tied for most starts of at least 6.0 innings among National League hurlers (also Stephen Strasburg)...the Dodgers were victorious in each of Clayton Kershaw's first nine starts of the season, extending the win streak to 17 overall dating back to August 19, 2018... became the only pitcher since 1920 with three separate streaks of 13+ in his career, also reaching the feat in 2014 (13) and 2017

(16) (source: STATS)...held the opposition to a .222 batting average, limiting lefties to a .208 average and right handers to a .225 mark...had success at the plate, leading the Major Leagues with 15 sacrifice hits while also recording five hits including a double and an RBI...took the loss in Game 2 of the NLDS against Washington, allowing three earned runs on six hits in 6.0 innings of work... made a relief appearance in Game 5 of the NLDS, allowing two earned runs on two solo home runs while striking out a batter...started the season on the 10-Day IL with left shoulder inflammation and was activated on April 15, prior to his start against Cincinnati

2018

- Finished the regular season ranking among NL pitchers (min. 25 starts) in ERA (2.73, 4th), strikeout-to-walk ratio (5.34, 3rd), WHIP (1.04, 4th), opponents' on-base percentage (.264, 4th), opponents' OPS (.630, 8th) and opponents' batting average (.227, 11th)
- Was the Dodgers' Opening Day starter for the eighth consecutive year, tied with Don Drysdale for the most in franchise history, but took the loss after allowing one run in 6.0 innings on March 29 vs. SF

In 13 second half starts, he went 6-1 with a 2.73 ERA (26 ER/85.2 IP), striking out 77 batters against 12 walks, while posting a 1.00 WHIP and holding batters to a .227/.255/.365 slash line...since the All-Star break he ranked among NL pitchers (min. 75.0 IP) in fewest walks per nine innings (1.28, 2nd), strikeout to walk ratio (6.42, 5th), opponents' OBP (.255, 6th), innings pitched (85.2, 7th), WHIP (1.00, 8th), opponents' OPS (.620, 9th) and ERA (2.73, 10th)...held hitters to a .227 average, including a .223 mark against right-handed hitters... limited hitters to a .220 average with runners in scoring position...reached 2,000 career innings against the San Diego Padres on July 9, becoming just the 13th Dodger in franchise history to reach that mark and the 11th active pitcher in the league to toss 2000.0 or more innings...went 2-3 with a 4.20 ERA (14 ER/30.0 IP) in six postseason games for the Dodgers, while holding batters to a .229/.280/.367 slash line and posting a 1.07 WHIP...earned the win against the Brewers in Game 5 of the NLCS reaching nine career postseason wins, the most in Dodger history...had two DL stints: May 6-31 (left biceps tendinitis) and June 1-23 (low back strain)

2017

- Despite being limited to just 27 starts, he finished the season leading the National League in wins (18, T-1st ML), ERA (2.31, 2nd ML), strikeout-to-walk ratio (6.73, 3rd ML) and opponents' OBP (.246, 2nd ML)...also ranked among the best in the senior circuit in winning percentage (.818, 2nd), WHIP (0.95, 2nd), opponents' OPS (.604, 3rd), opponents' SLG (.357, 5th), strikeouts per nine innings (10.39, 5th) and strikeouts (202, 8th)...finished second in the National League Cy Young voting
- Held the opposition to a .212 average, which ranked fourth in the NL, including a .203 mark against right-handed hitters (5th, NL)...limited hitters to a .167 average with runners in scoring position, which ranked second best in the big leagues (min. 100 BFP), trailing just Chicago's Kyle Hendricks (154)
- Selected to his seventh consecutive All-Star team (2011-17), making him the first Dodger to be named to seven straight All-Star Games since Steve Garvey who made eight consecutive appearances in the Midsummer Classic...did not participate in the All-Star game

Recorded a 12-game winning streak from May 6-Sept. 1, which was the longest winning streak in the big leagues...during that span he posted a 1.70 ERA (20 ER/106.0 IP) and limited batters to a .185 average, while punching out 131 batters against just 21 walks...won eight consecutive games from June 7-July 18 during that stretch, which matched his career-high (also: June 2-July 10, 2014)...according to Stats LLC., became just the fourth Dodger pitcher since 1913 to win at least 16 of his first 18 decisions in one season (16-2, 1.95 ERA), joining Freddie Fitzsimmons (16-2, 1940), Preacher Roe (16-2, 1951), and Don Newcombe (17-1, 1955)...obtained his 2,000th career strikeout in the second inning against Milwaukee on June 2, reaching the milestone in 1,837.2 innings, the fourth fastest all-time behind only Pedro Martinez (1715.1 IP), Randy Johnson (1734.0 IP) and Max Scherzer (1784.0)...was placed on the DL from July 24-Sept. 1 with a lower back strain...prior to his stint on the DL, he went 15-2 with a 2.04 ERA in 21 starts and led the big leagues in wins, ERA and innings pitched (41.1 IP, T-1st)...returned from the DL on Sept. 1 and went 3-2 with a 3.48 ERA (13 ER/33.2 IP) in six starts...was named National League Pitcher of the Week ending in July 9...appeared in six games (five starts) in the postseason, going 3-0 with a 3.82 ERA (14 ER/33.0 IP) and held hitters to a .179 average...collected his seventh career postseason victory in Game 1 of the World Series against the Astros, collecting the most all-time postseason wins in Dodger history

2016

- Among pitchers with 140.0 or more innings, he led the Majors with a 1.69 ERA, a .184 opponents' batting average, a 0.72 WHIP and a 15.64 strikeout-to-walk ratio with 172 strikeouts against just 11 walks in 149.0 innings
- His 15.64 strikeout-to-walk ratio was the highest mark ever for any MLB pitcher with 125.0 or more innings pitched in a single season...made six consecutive starts with 10 or more strikeouts and one walk or less (April 21-May 17), a modern MLB record

Limited by a mid-season back injury to just 21 starts, but earned his sixth consecutive All-Star selection, going 12-4 with a 1.69 ERA...was placed on the DL from June 27-Sept. 9 with a mild herniated disc in his lower back...went 11-2 with a 1.79 ERA (24 ER/121.0 IP) in 16 starts prior to the injury, which caused him to miss the All-Star Game...after returning from the disabled list on Sept. 9, he went 1-2 with a 1.29 ERA (4 ER/28.0 IP) in five starts...was named the NL's May Pitcher of the Month...appeared in five games (four starts) in the postseason, going 2-1 with a 4.44 ERA (12 ER/24.1 IP) and picking up the save in the Dodgers' NLDS Game 5 win at Washington

2015

- Went 16-7 with a 2.13 ERA in a career high-tying 33 starts in his fifth consecutive All-Star season
- His 301 strikeouts ranking as the fourth highest single-season total in franchise history behind Sandy Koufax's 1965 (382 SO), 1966 (317 SO) and 1963 (306 SO) seasons...marked his first time leading the Majors in Ks...tied his single-

game career high with 15 strikeouts in a complete-game victory over the Giants on Sept. 2

- Also ranked among the big league leaders in wins (16, 11th), ERA (2.13, 3rd), innings pitched (232.2, 1st), opponents' batting average (.194, 3rd), WHIP (0.88, 3rd), complete games (4, T-1st), pickoffs (10, 1st) and shutouts (3, T-1st)
- Strung together 37.0 consecutive scoreless innings from July 3-Aug. 1
- Selected as the National League's July Pitcher of the Month
- Made his fifth consecutive Opening Day start on April 6 vs. San Diego, allowing three runs in 6.0 innings in a no-decision

Tossed 8.0 innings of one-run ball on Sept. 24, 2014 at San Francisco in the Dodgers' division-clinching win... according to Elias, Kershaw became the second pitcher in MLB history to throw a shutout with one hit or less in a division clincher (other: Mike Scott, Sept. 25, 1986 no-hitter, HOU vs. SF)...went 1-1 with a 2.63 ERA (4 ER/13.2 IP) in the NLDS vs. the Mets, losing Game 1 and picking up the win in Game 4

2014

- Topped the Majors with 21 wins (21-3) and a 1.77 ERA in 27 starts, as he became the first-ever pitcher to win four consecutive MLB ERA titles, en route to being named National League Most Valuable Player and unanimously winning his second consecutive and third career Cy Young Award
- Also honored with the Players Choice Awards for Marvin Miller Man of the Year, MLB Player of the Year and Outstanding National League Pitcher, a selection as both Sporting News' and Baseball America's MLB Player of the Year and the Warren Spahn Award as the game's top left-hander
- Earned 18 of 30 first-place MVP votes to become the 11th pitcher in the Cy Young Era (since 1956) to win the award
- Received all 30 first-place Cy Young votes, making him the 14th pitcher to win by a unanimous vote in the NL
- Led the Majors with an .875 winning percentage (21-3), the second-highest mark ever by a Dodger (min. 20 starts), behind only Preacher Roe's .880 winning percentage (22-3) in 1951...also topped the Majors with a 0.86 WHIP and six complete games, while ranking among the NL leaders in strikeouts (239, 3rd), opponents' batting average (.196, 2nd), shutouts (2, T-3rd) and strikeout-to-walk ratio (7:1, 1st)
- Was selected to his fourth consecutive All-Star Game

Posted a career-best 11-game winning streak from June 2-Aug. 10...selected as the National League's Pitcher of the Month in June (6-0, 0.82 ERA) and July (4-0, 1.07)...strung together 41.0 consecutive scoreless innings from June 13-July 10, the longest run of his career and tied for the fifth-longest streak in the Expansion Era...took a perfect game bid into the seventh inning, retiring the game's first 18 hitters before Corey Dickerson reached on a Hanley Ramirez throwing error, and struck out a career-high 15 batters on 107 pitches in the Dodgers' 8-0 win in his first-career no-hitter on June 18 vs. Colorado...picked up NL Player of the Week honors twice, the week of his no-hitter, June 16-22, and Sept. 8-14...made his fourth consecutive Opening Day start and picked up the win in the Dodgers' 3-1 victory over the D-backs on March 22 at the Sydney Cricket Ground...missed 32 games on the disabled list from March 23-May 5 with a Teres Major strain...took the loss in NLDS Games 1 and 4 against St. Louis

2013

- Won his second-career Cy Young Award and his third consecutive MLB ERA title (1.83), going 16-9 in 33 starts and earning an All-Star selection
- Also led the Majors with a 0.92 WHIP, while ranking among the NL leaders in strikeouts (232, 1st), innings pitched (career-high 236.0, 2nd), wins (16, T-3rd), opponents' batting average (.195, 2nd), complete games (3, T-3rd), shutouts (2, T-1st) and pickoffs (7, 2nd)

Selected as the NL's July Pitcher of the Month and earned NL Player of the Week honors April 1-7...made his third consecutive Opening Day start with a shutout and a tie-breaking, eighth-inning home run against the Giants on April 1...went 1-2 with a 3.13 ERA (8 ER/23.0 IP) in four postseason starts...picked up the first postseason win of his career on Oct. 3 at Atlanta in Game 1 of the NLDS...tossed 17.0 consecutive scoreless innings without allowing an earned run (three unearned runs)

2012

- Led the Majors in ERA (2.53) for a second consecutive season and ranked second in the NL Cy Young voting, going 14-9 with a 2.53 ERA in 33 starts
- Ranked among the NL leaders in wins (14, T-16th), strikeouts (229, 2nd), opponents' batting average (.210, 2nd), innings pitched (227.2, 2nd), WHIP (1.02, 1st), pickoffs (11, 1st), quality starts (25, T-2nd) and home runs allowed per 9.0 innings (0.63, 6th)
- Finished second in the National League Cy Young voting
- Won 12 straight home decisions from May 2, 2011-April 27, 2012, tying Ed Roebuck (6/4/60-8/29/62) and Orel Hershiser (9/20/84-10/2/85) for the longest home winning streak in L.A. Dodger history

Named National League Player of the Week for the period of May 14-20...selected to his second consecutive All-Star Game via a selection by Manager Tony La Russa

2011

- Had a breakout season, taking home the National League Cy Young Award, winning the league's pitching Triple Crown, playing in his first All-Star Game (selected via player ballot) and earning a Gold Glove Award
- Also picked up the Players' Choice Award for Outstanding NL Pitcher, selected as a Sporting News NL All-Star, won the Warren Spahn Award as the Majors' top left-hander and honored by the Negro Leagues Baseball Museum as the NL Pitcher of the Year with the Bullet Rogan Award

- In Cy Young voting, earned 207 overall points and 27 first-place votes (out of 32)...was the second-youngest Dodger to be honored with the award behind Fernando Valenzuela (20, 1981)

- Was the third different Dodger pitcher to win the Triple Crown, joining Dazzy Vance (1924) and Sandy Koufax (1963, 1965 and 1966), and led the Majors with a 2.28 ERA, tied with Ian Kennedy for the NL lead with 21 wins and ranked first in the league with 248 strikeouts

Ranked among the NL leaders in opponents' batting average (.207, 1st), winning percentage (.808, 21-5, 2nd), innings pitched (233.1, 3rd), complete games (5, 3rd), shutouts (2, T-2nd) and WHIP (0.98, 1st)...made his first Opening Day start, becoming the fifth-youngest Opening Day starter in L.A. history at 23 years, 12 days...won the NL Pitcher of the Month in July and earned the league's Player of the Week, June 20-26

2010

- Went 13-10 with a 2.91 ERA and led the team in wins, strikeouts (212), innings (204.1) and starts (32)...ranked fifth in the NL in strikeouts and his ERA ranked ninth among qualifying NL starters

- Ranked fifth in the Majors with a .214 opponents' batting average

- Tossed his first career complete game and shutout on Sept. 14 at San Francisco, allowing just four hits to beat the Giants 1-0...had started the most contests in franchise history (80) without a complete game

- Allowed an average of just 0.57 home runs per 9.0 innings, the seventh-lowest mark in the NL...opposing hitters had just a .320 slugging percentage against him, which was the second-lowest mark on the Senior Circuit

2009

- Went 8-8 with a 2.79 ERA (5th NL), while striking out 185 batters (11th NL) in his first full MLB season

- Led all Major League pitchers by limiting hitters to a .200 average and a .282 slugging percentage

- Fanned a then career-high 13 batters in his second start of the season on April 15 vs. San Francisco...became the youngest pitcher in Los Angeles Dodger history to strike out 13 or more batters in a game

On Sept. 6, separated his non-throwing shoulder while shagging flies in the outfield during batting practice...missed nearly three weeks of action, before returning to the mound on Sept. 22 at Washington...tabbed as the Game 2 starter in the 2009 Division Series against the Cardinals and allowed just two runs in 6.2 innings...also started Game 1 of the 2009 LCS against Philadelphia

2008

- The Majors' youngest player went 5-5 with a 4.26 ERA in 22 games (21 starts) over two stints in his first MLB action

Burst onto the scene as a 19-year-old in Spring Training (turned 20 on March 19), joining big league camp the first week in March, but began the year at Double-A Jacksonville...made his MLB debut on May 25 vs. St. Louis, firing 6.0 innings of two-run ball in a no-decision (4-3 LA win in 10 innings)...at the time was the fourth-youngest starting pitcher in Los Angeles Dodger history at 20 years, 65 days...earned his first big league win on July 27 vs. Washington, tossing 6.0 scoreless innings in the 2-0 Dodger win...with Jacksonville, went 2-3 with a 1.91 ERA in 13 games (11 starts)...was on the Dodgers' NLDS roster against the Cubs, but did not appear in a game...made two appearances in the NLCS against Philadelphia, allowing a run in 2.0 innings of work

2007

- Went 8-7 with a 2.95 ERA in a combined 25 starts with Single-A Great Lakes and Double-A Jacksonville as the Dodgers' top rated prospect...limited opponents to a .201 average, the fifth-lowest average in all of minor league baseball...was a Midseason Midwest League All-Star and participated in the XM Radio All-Star Futures game

2006

- In his first pro season, went 2-0 with a 1.95 ERA in 10 games (eight starts) with the Gulf Coast League Dodgers...was selected as the 2006 Topps Minor League Player of the Year for the Gulf Coast League

Personal

Clayton Edward Kershaw...resides in Dallas with his wife, Ellen, and their daughter, Cali, and sons, Charley, Cooper and Chance...selected in the first round (7th overall) in the 2006 First-Year Player Draft and signed by Dodger scout Calvin Jones...graduated from Highland Park (TX) High School in 2006...is the school's all-time leader with 38 career wins...as a senior, went 12-0 with a 0.77 ERA, and struck out 139 batters in 64.0 innings...was selected by USA Today as the High School Baseball Player of the Year...also was named the Gatorade National Player of the Year for baseball...entering the 2006 draft, was ranked by Baseball America as the No. 6 overall prospect - and the No. 1 high school pitching prospect - among draft-eligible players...was a high school football teammate of Los Angeles Rams quarterback Matthew Stafford.... Kershaw was honored with the 2012 Roberto Clemente Award, which recognizes a MLB player who best represents the game of baseball through positive contributions on and off the field, including sportsmanship and community involvement, and with the MLB Players Association's 2014 Marvin Miller Man of the Year Award, given to the player whose excellence on and off the field most inspire others to higher levels of achievement. Along with his wife, Ellen, founded their non-profit, Kershaw's Challenge, in 2011, which works to transform at-risk communities and the lives of children by partnering with organizations both locally and abroad to renew hope, one life at a time. The foundation supports local charities in Los Angeles, partnering with The Dream Center, as well as charities in his hometown of Dallas (Mercy Street), Zambia, Africa (Arise Africa) and the Dominican Republic (Cure International). In addition to financial support, Kershaw has made numerous visits to each organization, where he's assisted with community outreach programs, run baseball clinics/camps and donated/distributed essential daily supplies like food and clothing. The Kershaws have hosted an annual charity fundraising event in Los Angeles for the past five years, with Clayton's Texas BBQ & Hoedown in 2012 and Ping Pong 4 Purpose in 2013-19, 21-22, with proceeds benefitting Kershaw's Challenge and also hosted a charity event in Dallas the past five years, Kershaw's Challenge Live benefit concert. Kershaw has served as a charter member of the Taylor Hooton Foundation's "Advisory Board" of major-league players (since 2014). As an "Advisory Board" member, he has served as a role model for youth

Career Pitching Record

Year	Team	W-L	ERA	G	GS	CG	SHO	SV	IP	H	R	ER	HR	HB	BB	SO	WP	BK	AVG
2006	GCL Dodgers	2-0	1.95	10	8	0	0	1	37.0	28	10	8	0	0	5	54	8	0	.201
2007	Jacksonville	1-2	3.65	5	5	0	0	0	24.2	17	13	10	4	0	17	29	1	1	.193
	Great Lakes	7-5	2.77	20	20	0	0	0	97.1	72	39	30	5	2	50	134	8	0	.203
2008	LOS ANGELES	5-5	4.26	22	21	0	0	0	107.2	109	51	51	11	1	52	100	7	0	.265
	Jacksonville	2-3	1.91	13	11	0	0	0	61.1	39	19	13	0	0	19	59	7	2	.179
2009	LOS ANGELES	8-8	2.79	31	30	0	0	0	171.0	119	55	53	7	1	91	185	11	2	.200
2010	LOS ANGELES	13-10	2.91	32	32	1	1	0	204.1	160	73	66	13	7	81	212	5	2	.214
2011	LOS ANGELES	21-5	2.28	33	33	5	2	0	233.1	174	66	59	15	3	54	248	5	1	.207
2012	LOS ANGELES	14-9	2.53	33	33	2	2	0	227.2	170	70	64	16	5	63	229	6	2	.210
2013	LOS ANGELES	16-9	1.83	33	33	3	2	0	236.0	164	55	48	11	3	52	232	12	2	.195
2014	LOS ANGELES	21-3	1.77	27	27	6	2	0	198.1	139	42	39	9	2	31	239	7	2	.196
	Chattanooga	0-0	1.80	1	1	0	0	0	5.0	6	2	1	0	0	2	9	0	0	.286
	Rancho Cucamonga	0-0	1.80	1	1	0	0	0	5.0	2	1	1	1	0	1	6	0	0	.118
2015	LOS ANGELES	16-7	2.13	33	33	4	3	0	232.2	163	62	55	15	5	42	301	9	3	.194
2016	LOS ANGELES	12-4	1.69	21	21	3	3	0	149.0	97	31	28	8	2	11	172	5	3	.184
	Rancho Cucamonga	0-0	0.00	1	1	0	0	0	3.0	1	0	0	0	0	0	5	0	0	.111
2017	LOS ANGELES	18-4	2.31	27	27	1	0	0	175.0	136	49	45	23	0	30	202	4	2	.212
	Oklahoma City	0-1	1.80	1	1	0	0	0	5.0	2	1	1	1	0	0	8	0	0	.125
2018	LOS ANGELES	9-5	2.73	26	26	0	0	0	161.1	139	55	49	17	2	29	155	10	0	.227
2019	LOS ANGELES	16-5	3.03	29	28	0	0	0	178.1	145	63	60	28	2	41	189	7	1	.222
	Tulsa	0-0	3.00	1	1	0	0	0	6.0	5	2	2	2	0	0	6	0	0	.238
	Oklahoma City	0-0	4.15	1	1	0	0	0	4.1	4	2	2	1	0	2	6	0	0	.267
2020	LOS ANGELES	6-2	2.16	10	10	0	0	0	58.1	41	18	14	8	1	8	62	0	0	.194
2021	LOS ANGELES	10-8	3.55	22	22	0	0	0	121.2	103	51	48	15	3	21	144	7	1	.224
	Oklahoma City	0-0	6.00	1	1	0	0	0	3.0	4	2	2	1	0	0	3	0	0	.308
2022	LOS ANGELES	12-3	2.28	22	22	0	0	0	126.1	96	36	32	10	2	23	137	0	1	.206
	Rancho Cucamonga	0-0	2.25	1	1	0	0	0	4.0	3	1	1	1	0	1	7	1	0	.200
2023	LOS ANGELES	13-5	2.46	24	24	0	0	0	131.2	100	39	36	19	3	40	137	6	2	.209
Major League - 15 years 210-92		2.48	425	422	25	15	0	2712.2	2055	816	747	225	42	669	2944	101	24	.209	
Dodger Totals - 15 years 210-92		2.48	425	422	25	15	0	2712.2	2055	816	747	225	42	669	2944	101	24	.209	
Minor League - 9 years		12-11	2.50	56	52	0	0	1	255.2	183	92	71	16	2	97	326	25	3	.191

Career Postseason Pitching Record

Year	Team	W-L	ERA	G	GS	CG	SHO	SV	IP	H	R	ER	HR	HBP	BB	SO	WP	BK
2008	NLCS: LA vs. PHI	0-0	4.50	2	0	0	0	0	2.0	1	1	1	0	0	2	1	0	0
2009	NLDS: LA vs. STL	0-0	2.70	1	1	0	0	0	6.2	9	2	2	1	0	1	4	1	0
	NLCS: LA vs. PHI	0-1	9.45	2	1	0	0	0	6.2	5	7	7	2	1	6	6	3	0
2013	NLDS: LA vs. ATL	1-0	0.69	2	2	0	0	0	13.0	6	3	1	0	0	4	18	2	0
	NLCS: LA vs. STL	0-2	6.30	2	2	0	0	0	10.0	12	8	7	0	0	3	10	2	0
2014	NLDS: LA vs. STL	0-2	7.82	2	2	0	0	0	12.2	12	11	11	3	0	2	19	1	0
2015	NLDS: LA vs. NYM	1-1	2.63	2	2	0	0	0	13.2	7	4	4	2	0	5	19	0	0
2016	NLDS: LA vs. WAS	1-0	5.84	3	2	0	0	1	12.1	15	8	8	0	0	3	19	0	0
	NLCS: LA vs. ChC	1-1	3.00	2	2	0	0	0	12.0	9	5	4	2	0	1	10	0	0
2017	NLDS: LAD vs. ARI	1-0	5.68	1	1	0	0	0	6.1	5	4	4	4	0	3	7	0	0
	NLCS: LAD vs. ChC	1-0	2.45	2	2	0	0	0	11.0	7	3	3	2	0	2	9	0	0
	WS: LAD vs. HOU	1-0	4.02	3	3	0	0	0	15.2	9	7	7	2	0	5	17	0	0
2018	NLDS: LAD vs. ATL	1-0	0.00	1	1	0	0	0	8.0	2	0	0	0	1	0	3	0	0
	NLCS: LAD vs. MIL	1-1	4.09	3	2	0	0	0	11.0	9	6	5	1	0	4	13	0	0
	WS: LAD vs. BOS	0-2	7.36	2	2	0	0	0	11.0	14	9	9	3	0	3	10	0	0
2019	NLDS: LAD vs. WAS	0-1	7.11	2	1	0	0	0	6.1	8	5	5	2	2	1	5	0	0
2020	NLWC: LAD vs. MIL	1-0	0.00	1	1	0	0	0	8.0	3	0	0	0	0	1	13	0	0
	NLDS: LAD vs. SD	0-0	4.50	1	1	0	0	0	6.0	6	3	3	2	0	0	6	0	0
	NLCS: LAD vs. ATL	0-1	7.20	1	1	0	0	0	5.0	7	4	4	1	0	1	4	0	0
	WS: LAD vs. TB	2-0	2.31	2	2	0	0	0	11.2	7	3	3	1	0	3	14	0	0
2022	NLDS: LAD vs. SD	0-0	5.40	1	1	0	0	0	5.0	6	3	3	1	0	0	6	0	0
2023	NLDS: LAD vs. ARI	0-1	162.00	1	1	0	0	0	0.1	6	6	6	1	0	1	0	0	0
Postseason Totals		13-13	4.49	39	32	0	0	1	194.1	165	102	97	30	4	51	213	11	0
WC Totals		1-0	0.00	1	1	0	0	0	8.0	3	0	0	0	0	1	13	0	0
LDS Totals		6-5	4.68	17	15	0	0	1	90.1	82	49	47	16	3	20	106	5	0
LCS Totals		3-6	4.84	14	10	0	0	0	57.2	50	34	31	8	1	19	53	5	0
WS Totals		3-2	4.46	7	6	0	0	0	38.1	30	19	19	6	0	11	41	1	0

Career Single-Game Bests

Low-Hit Complete Game:	0, June 18, 2014 vs. COL	Most Strikeouts:	15 (2x), last: Sept. 2, 2015 vs. SF
Most Innings Pitched Starter:	9.0 (25x), last: July 9, 2017 vs. KC	Most Walks:	6 (3x), last: April 25, 2018 vs. MIA
Most Innings Pitched Reliever:	2.0, Sept. 22, 2009 at WAS	Longest Winning Streak:	12 games, May 6-Sept. 1, 2017
Most Earned Runs Allowed:	9, April 26, 2009 at COL	Longest Losing Streak:	3 (6x), last: Aug 25- Sept 6, 2019

Career Fielding Record

Position	PCT	G	PO	A	E	TC	DP
Pitcher	.976	425	78	374	11	463	16

Career Transactions

- June 6, 2006: Drafted by the Los Angeles Dodgers in the 1st round (7th pick) of the 2006 amateur draft. Player signed June 20, 2006.

Injured List

- M March 23-May 5, 2014 (teres major strain)
- June 27-Sept. 9, 2016 (mildly herniated disc, lower back)
- July 24- Sept. 1, 2017 (lower back strain)
- May 6 - May 31, 2018 (left biceps tendinitis)
- June 1 - June 23, 2018 (lower back strain)
- March 25 - April 15, 2019 (left shoulder inflammation)
- July 23 - August 2, 2020 (back stiffness)
- July 7 - Sept. 13, 2021 (left elbow inflammation)
- October 2 - 24, 2021 (left forearm discomfort)
- May 13 - June 11, 2022 (right SI joint inflammation)
- August 5 - September 1, 2022 (low back pain)
- July 3 - August 10, 2023 (left shoulder soreness)



Landon
KNACK

RHP | 96

@lknackers

Bats: Left **Throws:** Right

Height: 6-2 **Weight:** 220

Opening Day Age: 26

Born: July 15, 1997 in Johnson City, Tennessee

Resides: Johnson City, TN

Acquired: Drafted in the 2nd round of the 2020 First-Year Player Draft by the Los Angeles Dodgers out of East Tennessee State University

Career Highlights

- * The Tennessee native enters his fourth full season in the Dodger organization and second Spring Training after splitting last season with Double-A Tulsa and Triple-A Oklahoma City
- * Owns a career Minor League record of 14-12 (55 G, 50 GS) with a 3.40 ERA (86 ER/227.1 IP)...struck out 261 batters while keeping them to a .234 batting average and a 1.17 WHIP
- * Recorded his first professional win on June 21, 2021 with Advanced-A Great Lakes against the Dayton Dragons in his second professional game, tossing three innings and striking out five
- * Named to the Dodgers 40-man roster after the 2023 season
- * Spun the longest start in the history of the Double-A Tulsa organization, 7.2 innings on June 10 against Arkansas
- * Named AFL Rising Star in 2021 for Glendale Desert Dogs and Midwest League Pitcher of the Month for July 2021 with Great Lakes...posting a 3-0 record (5 G, 4 GS) and a 1.54 ERA (4 ER/ 23.1 IP) and holding batters to only 14 hits and punching out 37 batters
- * Drafted in the 2nd round of the 2020 First-Year Player Draft by the Los Angeles Dodgers out of East Tennessee State University

Year-By-Year

2023

- Split the season between Double-A Tulsa (12 G) and Triple-A Oklahoma City (10 G)
- With Double-A Tulsa, fired a 2-0 record and a 2.20 ERA (14 ER,57.1 IP) with 61 strikeouts against only 12 walks and a 0.94 WHIP
- Was assigned to Triple-A Oklahoma City on June 17, tossing a 3-1 record with a 2.93 ERA (14 ER/43.0 IP) while holding batters to a .262 average
- Spun a career-high 11 strikeouts on April 29 with Tulsa against Arkansas...struck out four or more batters in eight straight games

Named Dodgers Pitching Prospect of the Year by MLB.com...spun the longest start in the history of the Double-A Tulsa organization, 7.2 innings on June 10 against Arkansas...spent the last month of the season on the injured list with Triple-A Oklahoma City...went 2-0 at home with Double-A Tulsa with a 1.56 ERA (7 ER/34.2 IP) in seven starts compared to 0-0 with a 3.18 ERA (8 ER/22.2 IP) in five starts on the road...fired a season-high 11 strikeouts on April 29 in five innings against Arkansas...named to the Dodgers 40-man roster after the 2023 season

2022

- Spent the entirety of the season with Double-A Tulsa, going 2-10 in 17 games, compiling a 5.01 ERA (36 ER/64.2 IP)...held righties to a .263 batting average and lefties to .247
- Garnered a career-high 10 strikeouts on June 26 vs. Midland, tossing 6.0 innings while not factoring in the decision...allowed two earned runs on nine hits
- Punched out three or more batters in 15 of his 17 outings...pitched 5.0+ innings in five games, firing 6.0 innings on two occasions: May 27 and June 26
- Recorded three scoreless outings, May 20 at Amarillo, Aug. 27 at Arkansas, and Sept. 2 at Northwest Arkansas

2021

- Split the season between Advanced-A Great Lakes (10 G, 5 GS) and Double-A Tulsa (6 GS)
- With Advanced-A Great Lakes, earned a 5-0 record and a 2.50 ERA (11 ER/39.2 IP), striking out 55 and walking only three
- With Double-A Tulsa, compiled a 2-1 record with a 4.37 ERA (11 ER/ 22.2 IP), holding batters to a .221 batting average
- Recorded his first professional win on June 21, 2021 with Advanced-A Great Lakes against the Dayton Dragons in his second professional game, tossing three innings and striking out five
- Named AFL Rising Star in 2021 for Glendale Desert Dogs
- Awarded Midwest League Pitcher of the Month for July 2021...posting a 3-0 record (5 G, 4 GS) and a 1.54 ERA (4 ER/ 23.1 IP) and holding batters to only 14 hits and punching out 37 batters

2020

- Spent time at Dodgers Alternate Training Site

Personal

Landon Dakota Knack...born in Johnson City, TN on July 15, 1997...played two years of college baseball at Walters State Community College and two years at East Tennessee State University...at ETSU finished 9-4 in his first year and 4-0 in the shortened 2020 season...presently ETSU's all-time career ERA leader with 2.60...set ETSU record with 16 strikeouts in one game on March 7, 2020 vs. Wagner...drafted in the 20th round of the 2020 First-Year Player Draft by the Los Angeles Dodgers out of East Tennessee State University

Career Pitching Record

Year	Team	W-L	ERA	G	GS	CG	SHO	SV	IP	H	R	ER	HR	HB	BB	SO	WP	BK	AVG
2021	Great Lakes	5-0	2.50	10	5	0	0	0	39.2	31	11	11	2	4	5	55	3	0	.215
	Tulsa	2-1	4.37	6	6	0	0	0	22.2	19	11	11	6	2	3	27	1	0	.221
2022	Tulsa	2-0	5.01	17	17	0	0	0	64.2	64	40	36	8	2	27	80	1	0	.257
2023	Tulsa	2-0	2.20	12	12	0	0	0	57.1	42	18	14	3	1	12	61	2	0	.202
	Oklahoma City	3-1	2.93	10	10	0	0	0	43.0	44	19	14	6	1	18	38	0	1	.262
Minor League - 2 years		14-12	3.40	55	50	0	0	0	227.1	200	99	86	25	10	65	261	7	1	.234

Career Transactions

- June 29, 2020: Drafted by the Los Angeles Dodgers in the second round of the 2020 First Year Player Draft out of East Tennessee State University.

Injured List

- No Injuries at the Major League level



Gavin LUX IF | 9

@therealgavinlux

Bats: Left **Throws:** Right
Height: 6-2 **Weight:** 190
Opening Day Age: 26
Born: November 23, 1997 in Kenosha, WI
Resides: Kenosha, WI
Acquired: Drafted in the 1st round (20th overall) of the 2016 First Year Player Draft out of Indian Trail HS (WI)
ML Service: 3.114
MLB Debut: September 2, 2019

Career Highlights

- * 26-year-old infielder enters his sixth Major League season and ninth season in the Dodger organization...owns a .253/.329/.383 slashline with 38 doubles, 12 triples, 18 home runs and 105 RBI in 273 Major League games
- * Set career-highs in multiple categories during the 2022 season: games (129), at-bats (421), runs (66), hits (116), doubles (20), triples (7), walks (47), and stolen bases (7)...tied for second in the Majors with seven triples on the year
- * Made his Major League debut on Sept. 2, 2019 vs. Colorado...went 2-for-5 with a double and lined a lead-off single in his first big league at-bat...the first Dodger player in franchise history to score three runs in his Major League debut
- * Launched his first career home run on September 10, 2019 in Baltimore...first grand slam on May 18, 2021 vs. Arizona (hit another on May 23, 2021 against San Francisco)
- * After launching a pinch-hit home run in his first career Postseason at-bat during the eighth inning of Game 1 of the 2019 NLDS, he is the youngest Dodger to homer in a postseason game at 21 years - 314 days
- * Named Baseball America's 2019 Minor League Player of the Year after hitting .347 (159-for-458) with 26 homers and 76 RBI in a combined 113 games between Double-A Tulsa and Triple-A Oklahoma City...became the third Dodger to win the award, joining Mike Marshall (1981) and Paul Konerko (1997)
- * Awarded the 2019 Branch Rickey Minor League Player of the Year
- * Named 2019 PCL Player of the Month for July after batting at a .435 clip (40-for-92) with eight doubles, four triples, seven homers and 26 RBI...led the league in average, OBP (.519) and OPS (1.356) while tying for the lead in runs (29) and triples (4)
- * Selected to the 2019 Texas League All-Star Game and played in the 2019 Sirius XM Futures Game
- * After a .324/.399/.514 season in 2018 was named a MiLB.com Organization All-Star, Baseball America Minor League All-Star, Baseball American High Class-A All-Star and a Post-Season All-Star for the Rancho Cucamonga Quakes
- * Signed with the team on June 17, 2016 after being drafted in the first round of the MLB Draft

Year-By-Year

2023

• Missed the entire season with a torn ACL, suffered in his second Spring Training game on February 27

2022

- Set career-highs in numerous categories during the 2022 season: games (129), at-bats (421), runs (66), hits (116), doubles (20), triples (7), walks (47), and stolen bases (7)...tied for second in the Majors with seven triples on the year
- Registered a .276/.346/.399 slashline and a .745 OPS...ranked sixth on the team in hits with 116
- Smacked his first career walk-off RBI on May 15 against PHI
- Spent time at a few different positions: second base (102 G, 93 GS), shortstop (9 G), and left field (28 G, 24 GS)...also started one game as the designated hitter
- Recorded a .973 fielding percentage at second base, committing nine errors over 337 total chances and assisting in 45 double plays

Had his best month in July, going 24-for-75 and slashing .320/.416/.533 including four doubles, three triples, two home runs and 13 RBI ...appeared in all four postseason games, going 3-for-13 (.231) with one double and one RBI...clubbed a .280 batting average (90-for-322) off of righties and .263 (26-for-99) off of lefties...owned a seven game hit streak from July 4-10 (also has four separate five-game hitting streaks, last June 24-29)...boasted a season-high three RBI Aug. 30 at NYM...recorded the first four-hit game of his career June 9th at CWS including one double and one RBI

2021

- Set career-highs in multiple categories, including: games (102), runs (49), hits (81), doubles (12), triples (4), home runs (7), RBI (46) walks (41), and stolen bases (4) while playing in 102 games with the Dodgers...slashed .242/.328/.364 with a .692 OPS
 - Ranked 10th in the National League with four triples
 - Logged time at several positions: second base (27 G), third base (1 G), shortstop (59 G), left field (11 G), center field (6 G), and right field (1 G)
 - Played 59 games (50 starts) at shortstop, logging a .966 fielding percentage with 129 assists while Corey Seager was on the Injured List
 - Belted two home runs against St. Louis on May 31, going 2-for-4 with two runs and two RBI, was his second career multi-homer game (other: 9/8/20 vs. ARI)
 - Ripped his first career- grand slam on May 18 and drove in a career-best four runs vs. ARI...swatted his second-career grand slam on May 23 against SF
 - Had a six-game hitting streak from Sept. 15-23, hitting .478 with eight RBI during that span
 - Logged time at several positions: second base (27 G), third base (1 G), shortstop (59 G), left field (11 G), center field (6 G), and right field (1 G)
 - Played 59 games (50 starts) at shortstop, logging a .966 fielding percentage with 129 assists while Corey Seager was on the Injured List
 - Appeared in 17 games with Triple-A Oklahoma City while on rehab from a left hamstring strain...batted .279/.338/.382 with four doubles and ten RBI during that span
- Notched four RBI in a game three times (5/18 vs. Ari, 5/23 at SF, 6/11 vs. TEX)...batted .214 (3-for-14) in nine Postseason games, registering three walks and three strikeouts...had his best offensive performance in September, producing a .367/.466/.510 slashline with two doubles, one triple, and one homer for nine RBI...hit .286 (28-for-98) with five homers and 19 RBI in 27 games during the month of May...faired well during day games, averaging .292 (31-for-106) with two homers and 13 RBI...was dependable in bases loaded situations, batting .308 (4-for-13) with 16 RBI...stole a career-high four bases (4/3 at COL, 6/27 vs. CHC, 7/3 at WSH, and 9/23 at COL)...had two stints on the Injured List: Apr. 18-26 with right wrist soreness and July 19-Aug.8 with a left hamstring strain before going on a rehab assignment with Triple-A Oklahoma City

2020

- Split time between the Dodgers and the Alternative Training Site...made all defensive appearances at second base and hitting .175 with three homers and eight RBI
- Had a two home run game on September 8 at Arizona, his first multi-homer game of his career...his second home run of the game was in the 10th inning and helped secure the win

Each of his three home runs came against right-handed pitchers, posting a .189/.259/.396 slash line against righties...hit a 453 ft. two-run home run on September 18 at Colorado, the longest Dodger home run of the season (previous: 447 ft., Seager)

2019

- After ranking as the No. 2 Minor League prospect by MLB Pipeline, made his Major League debut on Sept. 2 against Colorado...went 2-for-5 with a double and scored three runs...became the first rookie in Dodger history to score three runs in a Major League debut
- Slashed .240/.305/.400 with four doubles, a triple, two home runs and nine RBI in 23 Major League games
- Reached base in 15 of his 23 regular season games and notched a hit in 12 contests, including 10 in the last 17 games of the season

Collected five multi-hit efforts and ranked among the top NL rookies during September in runs (12, T-10th), hits (18, T-19th), doubles (4, T-11th), home runs (2, T-15th), RBI (9, T-12th), walks (7, T-11th), average (.240, 18th), OBP (.305, T-21st) and slugging (.400, 16th)...clubbed his first home run on Sept. 10 at Baltimore, ended the night going 3-for-4 with a double for his first three-hit game and multi-extra-base effort of his Major League career...became the youngest Dodger to homer in a Postseason game at 21 years and 314 days after launching a pinch-hit homer in his first career Postseason at-bat in the eighth inning of Game 1 of the NLDS...named Baseball America's Minor League Player of the Year after slashing a combined .347/.421/.607 with 25 doubles, eight triples, 26 homers and 76 RBI in 113 games between Double-A Tulsa and Triple-A Oklahoma City...also named Baseball America's Minor League All-Star for the PCL...recipient of the Dodgers' Branch Rickey Minor League Player of the Year award...earned PCL July Player of the Month honors after leading the league in average (.435), OBP (.519) and OPS (1.356) while tying for the lead in runs (29) and triples (4) with eight doubles, seven homers and 26 RBI during the span...selected to the 2019 Texas League All-Star Game and played in the 2019 Sirius XM Futures Game...began the season at Double-A Tulsa and was promoted to Triple-A Oklahoma City on June 27...played 91 games at shortstop between Tulsa and Oklahoma City, registering a .961 fielding percentage (13 E/776.0 INN)...saw action in

19 games at second base with a .988 fielding percentage (1 E/151.2 INN) and translated those numbers into a .970 fielding percentage (2 E/178.0 INN) at the big-league level across 22 games (19 games started) at second base...ranked fourth among all qualifying rookie second basemen during the month of September (minimum 17 games) in fielding percentage, total chances (67), putouts (27), assists (38) and zone rating (.765), while ranking third in innings (178.0) and second in games played (22)

2018

Was named a 2018 MiLB.com Organizational All-Star, Baseball America Minor League All-Star and Postseason All-Star for his time in Rancho Cucamonga...wrapped the season with a combined .234/.399/.514 slashline between Advanced-A Rancho Cucamonga (88 games) and Double-A Tulsa (28 games)...had a career-high 57 RBIs, 27 doubles, eight triples and 15 homers in 116 games...on April 27, as a member of the Rancho Cucamonga Quakes, drove in a career-best five RBI against the Lancaster JetHawks in a 14-9 win...promoted to Double-A Tulsa on Aug. 1, where he played in 28 games and hit .324/.408/.495 with four doubles, four home runs and nine RBI

2017

Spent his first full professional season with Single-A Great Lakes, slashing .244/.331/.362 with 14 doubles, eight triples, seven home runs and 39 RBI with 27 stolen bases...tied for fourth in the Midwest League in triples and tied for seventh with a team-leading 56 walks on the season...paced the team in runs scored (68), hits (106), triples (8) and stolen bases (27), while ranking second in total bases (157), third in RBI (39) and fifth in doubles (14)

2016

Spent 48 games in the AZL and slashed .281/.365/.385 with 10 doubles, five triples and 18 RBI...promoted to Ogden on Aug. 31 and played eight games and three playoff games with the Raptors...batted .387 (12-for-31) with a trio of doubles and RBI, apiece, during the regular season...connected for three hits with one RBI in three playoff games against Orem

Personal

Gavin Thomas Lux...resides in Kenosha, WI, where he graduated from Indian Trail High School in 2016...tapped as the 33rd-best prospect in the 2016 June Draft by MLB.com...named the 2016 Wisconsin Gatorade Player of the Year...committed to Arizona State University before signing with the Dodgers after becoming the 20th overall pick in the 2016 First-Year Player Draft

Career Batting Record																				
Year	Team	AVG	G	AB	R	H	2B	3B	HR	RBI	SH	SF	HP	BB	SO	SB	CS	OBP	SLG	E
2016	Ogden	.387	8	31	7	12	3	0	0	3	0	0	0	3	8	1	0	.441	.484	0
	AZL Dodgers	.281	48	192	34	54	10	5	0	18	0	1	1	25	43	1	0	.365	.385	15
2017	Great Lakes	.244	111	434	68	106	14	8	7	39	3	5	3	56	88	27	10	.331	.362	24
2018	Tulsa	.324	28	105	21	34	4	1	4	9	0	0	1	14	20	2	2	.408	.495	6
	Rancho Cucamonga	.324	88	358	64	116	23	7	11	48	0	2	1	43	68	11	7	.396	.520	25
2019	Tulsa	.313	64	259	45	81	7	4	13	37	0	4	0	28	60	7	3	.375	.521	10
	Oklahoma City	.392	49	199	54	78	18	4	13	39	0	0	0	33	42	3	3	.478	.719	4
	LOS ANGELES	.240	23	75	12	18	4	1	2	9	0	0	0	7	24	2	0	.305	.400	2
2020	LOS ANGELES	.175	19	63	8	11	2	0	3	8	0	0	0	6	19	1	0	.246	.349	3
2021	LOS ANGELES	.242	102	335	49	81	12	14	7	46	0	2	3	41	83	4	1	.328	.364	10
	Oklahoma City	.279	17	68	18	19	4	0	1	10	0	0	0	6	15	0	0	.338	.382	1
2022	LOS ANGELES	.276	129	421	66	116	20	7	6	42	0	3	0	47	95	7	2	.346	.399	9
2023	LOS ANGELES	--DID NOT PLAY--																		
Major League - 4 years		.253	273	894	135	226	38	12	18	105	0	5	3	101	221	14	3	.329	.383	24
Dodger Totals - 4 years		.253	273	894	135	226	38	12	18	105	0	5	3	101	221	14	3	.329	.383	24
Minor League- 5 years		.304	413	1646	311	500	83	29	49	203	3	12	6	208	344	52	25	.381	.479	84

Career Postseason Batting Record

Year	Team	AVG	G	AB	R	H	2B	3B	HR	RBI	SH	SF	HP	BB	SO	SB	CS	OBP	SLG
2019	NLDS: LAD vs. WAS	.222	4	9	1	2	0	0	1	1	0	0	0	1	6	0	0	.300	.558
2020	NLDS: LAD vs. SD	.000	1	1	0	0	0	0	0	0	0	0	0	0	1	0	0	.000	.000
2021	NLWC: LAD vs. STL	.000	1	0	0	0	0	0	0	0	0	0	0	0	0	0	0	.000	.000
	NLDS: LAD vs. SF	.333	5	9	1	3	0	0	0	0	0	0	0	2	2	0	0	.455	.333
	NLCS: LAD vs. ATL	.000	3	5	0	0	0	0	0	0	0	0	0	2	1	1	0	.286	.000
2022	NLDS: LAD vs. SD	.231	4	12	0	3	1	0	0	1	0	0	0	0	5	0	0	.231	.308
Postseason Totals		.216	18	37	2	8	1	0	1	2	0	0	0	5	15	1	0	.310	.324
WC Totals		.000	1	0	0	0	0	0	0	0	0	0	0	0	0	0	0	.000	.000
LDS Totals		.250	14	32	2	8	1	0	1	2	0	0	0	3	14	0	0	.314	.375
LCS Totals		.000	3	5	0	0	0	0	0	0	0	0	0	2	1	1	0	.286	.000

Career Single-Game Bests

Most Hits:	4, June 9, 2022 at CWS	Most Stolen Bases:	1 (14x): last, August 19, 2022 vs. MIN
Most RBI:	4, (3x), last, June 11, 2021 vs. TEX	Most Walks:	2, (5x), last, July 10, 2022 vs. CHC
Most Home Runs:	2, May 31, 2021 vs. STL	Longest Hitting Streak:	7 games, July 4 - 10, 2022
Most Runs Scored:	3, (3x), last, May 23, 2022 at WAS	Grand Slams:	2, last, June 11, 2021 vs. TEX

Career Fielding Record

Position	PCT	G	PO	A	E	TC	DP
Second base	.973	169	228	312	15	555	72
Third Base	.500	1	0	2	2	4	0
Shortstop	.968	68	70	140	7	217	21
Left Field	1.000	39	39	0	0	0	0
Center Field	1.000	6	7	1	0	8	1
Right Field	.000	1	0	0	0	0	0

Career Transactions

• June 9, 2016: Drafted by the Los Angeles Dodgers in the 1st round (20th pick) of the 2016 amateur draft

Injured List

- April 18 - 26, 2021 (right wrist soreness)
- July 19 - August 17, 2021 (left hamstring strain)
- March 30 - November 6, 2023 (right knee surgery)



Dustin
MAY RHP | 85

@d_maydabeast

Bats: Right **Throws:** Right
Height: 6-6 **Weight:** 180
Opening Day Age: 26
Born: September 6, 1997 in Justin, TX
Resides: Justin, TX
Acquired: Drafted in the 3rd round of the 2016 First Year Player Draft from Northwest HS (TX)
ML Service: 3.059
MLB Debut: August 2, 2019

Career Highlights

- * Flame-throwing right-hander enters his sixth big league season with an 12-9 record and a 3.10 ERA (66 ER/191.2 IP) in 46 Major League games (34 starts) with the Dodgers in 2019-23
- * Missed the majority of the 2023 season after suffering a right elbow injury May 17, 2023 and undergoing surgery in July 2023
- * Was sidelined for most of the 2021 season while recovering from Tommy John surgery on May 11...returned to the big league stage on Aug. 20, 2022
- * Has limited opponents to a .206 batting average in the Majors, including a .201 mark against righties
- * Was the Dodgers' 2020 Opening Day starter vs. San Francisco after an injury sidelined Clayton Kershaw, becoming the first rookie to start LA's season-opener since Fernando Valenzuela in 1981
- * Made his big league debut on August 2, 2019 against San Diego, allowing four runs (three earned) on nine hits in 5.2 innings, taking the loss in the Dodgers' 5-2 defeat
- * Earned his first win on August 13, 2019 at Miami after tossing 5.2 innings of one-run ball, striking out five batters while allowing a walk
- * Has an 25-17 mark with a 3.41 ERA in 84 games (79 starts) in five minor league seasons...has 430 strikeouts in 424.2 minor league innings
- * Named 2018 California League Post-Season All-Star, as well as 2017 Midwest League Mid-Season All-Star
- * Originally selected by the Dodgers in the third round of the 2016 First-Year Player Draft

Year-By-Year

2023

- Fired a 4-1 record in nine starts with a 2.63 ERA (14 ER/48.0 IP) with 34 strikeouts against 16 walks
 - In his May 17 start against Minnesota, left after one inning with right elbow pain before diagnosed with a right flexor pronator strain...underwent surgery in July for Grade 2 UCL sprain
- Started the second game of the season on March 31 against Arizona, spinning seven scoreless innings and giving up only three hits and one walk while striking out four while not factoring in the decision...notched at least one strikeout in all nine outing, including hitting a season-high six punchouts twice (Apr. 22 at Chicago-NL, May 6 at San Diego)...hurled a 3-1 record on the road with a 1.99 ERA (5 ER/22.2 IP) in four starts compared to a 1-0 record with a 3.20 ERA (9 ER/25.1 IP) in five starts

2022

- Split season between ACL Dodgers, Triple-A Oklahoma City, and Los Angeles Dodgers...pitched in one game, five games, and six games respectively as he was rehabbing from Tommy John surgery suffered on May 1, 2021
- Struck out three batters in 2.0 innings in lone Arizona Complex League game...with Triple-A Oklahoma City, went 1-0 in 5 starts, posting a 1.89 ERA (4 ER/19.0 IP) and giving up four hits and two homers
- Appeared in six Major League games and posted a 4.50 ERA (15 ER/30.0 IP), fanning 29 batters against 14 walks...pitched aggressively against Major League lefties holding them to a .148 average

2021

- Started just five games this season before tearing his UCL on May 1...had Tommy John surgery ten days later in Los Angeles (performed by Dr. Neal ElAttrache)

- Across his five appearances, the righty garnered a 1-1 record with a 2.74 ERA (7 ER/23.0 IP) and a 0.96 WHIP

Recorded 35 punchouts against just six walks, limiting hitters to a .186/.247/.349 slashline...struck out a career high 10 batters on April 25 against San Diego...gave up just two hits over 6.0 solid innings

2020

- Spent the entire season with the Dodgers, going 3-1 in 12 games (10 starts) and ranking among the NL leaders (min. 50.0 IP) in ERA (2.57, 8th), opponents' batting average (.220, T-13th) and WHIP (1.09, T-12th)...ranked second among rookies in ERA (min. 40.0 IP)

- Averaged 99.1 MPH on his four-seam fastball, the fastest among MLB pitchers (min. 250 pitches)

- Was the Dodgers' Opening Day starter vs. San Francisco after an injury sidelined Clayton Kershaw, becoming the first rookie to start LA's season-opener since Fernando Valenzuela in 1981...allowed one run on seven hits and struck out four in 4.1 innings and did not factor in the decision in the Dodgers' 8-1 win

- Appeared in seven games (three starts) during the Dodgers' run to a World Championship, going 1-0 with a 4.22 ERA (5 ER/10.2 IP)...picked up the win in Game 1 of the NLDS vs. San Diego, striking out three in 2.0 hitless, scoreless innings of relief

2019

- In his first season with Los Angeles, he went 2-3 with a 3.63 ERA (14 ER/34.2 IP) in 14 games (four starts), posting a 1.10 WHIP and striking out 32 batters

- As a starter, he posted a 1-2 record with a 2.82 ERA (7 ER/22.1 IP), striking out 17 batters against only three walks while registering a 1.07 WHIP

- Made 10 relief appearances, posting a 1-1 record with a 5.11 ERA (7 ER/12.1 IP) and 15 strikeouts

Recorded a 10.0 inning scoreless streak from September 7-29, striking out 14 batters during that time...limited right-handed batters to a .188 average, compared to a .346 mark against lefties...made two relief appearances for the Dodgers against the Nationals during the NLDS, allowing one earned run in 3.1 innings while recording a strikeout...in the minors, split the season between Double-A Tulsa and Triple-A Oklahoma City, going a combined 6-5 with a 3.38 ERA (40 ER/106.2 IP) and 110 strikeouts...honored as a Mid-Season and Post-Season All-Star with Double-A Tulsa and was also selected to the U.S. team for the 2019 Futures Game...earned Pitcher of the Week honors with Double-A Tulsa for the period ending on June 23 and then again on July 28 with Triple-A Oklahoma City

2018

- May compiled his best season as a professional, going 9-5 with a 3.39 ERA with 122 strikeouts in 132.2 innings across Advanced-A Rancho Cucamonga and Double-A Tulsa

- Began the season with Advanced-A Rancho Cucamonga, going 7-3 with a 3.29 ERA with 94 strikeouts in 98.1 innings

- Set career-highs in ERA, WHIP (1.108) and batting average against (.241)

Named California League Pitcher of the Week on May 27 after going 1-0 without allowing a run in five scoreless frames in the week of May 20th through the 27th...promoted to Double-A Tulsa on July 31 and finished the season with the Drillers...went 2-2 with a 3.67 ERA in six starts with Double-A Tulsa...dominated away from home, going 2-0 with a 1.77 ERA in three starts...limited hitters to a .130 batting average and 0.74 WHIP away from home

2017

Combined to go 9-6 with a 3.63 ERA (54 ER/134.0 IP) in 25 games (24 starts) with Advanced-A Rancho Cucamonga and Single-A Great Lakes...struck out 128 batters against 27 walks...was selected as a Mid-Season All-Star as a member of the Loons

2016

In his first professional season, he went 0-1 with a 3.86 ERA (13 ER/30.1 IP) in 10 games (six starts) with Rookie-level AZL Dodgers

Personal

Dustin Jake May...married longtime girlfriend Millie during the 2022 offseason...starred at Northwest High School (Justin, TX), going 5-1 with a 1.50 ERA with 79 strikeouts in 56 innings his senior year and committed to play baseball at Texas Tech before signing with the Dodgers...drafted by Los Angeles in the 3rd round (101 overall) of the 2016 First-Year Player Draft out of Northwest High School.

Career Pitching Record

Year	Team	W-L	ERA	G	GS	CG	SHO	SV	IP	H	R	ER	HR	HB	BB	SO	WP	BK	AVG
2016	AZL Dodgers	0-1	3.86	10	6	0	0	1	30.1	37	16	13	0	3	4	34	3	0	.291
2017	Great Lakes	9-6	3.88	23	23	0	0	0	123.0	121	60	53	8	9	26	113	10	1	.249
	Rancho Cucamonga	0-0	0.82	2	1	0	0	0	11.0	6	3	1	0	0	1	15	0	0	.150
2018	Tulsa	2-2	3.67	6	6	0	0	0	34.1	27	14	14	0	4	12	28	4	0	.209
	Rancho Cucamonga	7-3	3.29	17	17	0	0	0	98.1	91	42	36	9	8	17	94	6	1	.241
2019	Tulsa	3-5	3.74	15	15	0	0	0	79.1	71	41	33	5	7	20	86	7	0	.237
	Oklahoma City	3-0	2.30	5	5	0	0	0	27.1	21	8	7	0	5	9	24	1	1	.212
	LOS ANGELES	2-3	3.63	14	4	0	0	0	34.2	33	17	14	2	4	5	32	0	0	.250
2020	LOS ANGELES	3-1	2.57	12	10	0	0	0	56.0	45	18	16	9	1	16	44	2	0	.220
2021	LOS ANGELES	1-1	2.74	5	5	0	0	0	23.0	16	8	7	4	1	6	35	0	0	.186
2022	LOS ANGELES	2-3	4.50	6	6	0	0	0	30.0	21	17	15	3	5	14	29	0	0	.194
	AZL Dodgers	0-0	0.00	1	1	0	0	0	2.0	0	0	0	0	0	0	3	0	0	.000
	Oklahoma City	1-0	1.89	5	5	0	0	0	19.0	14	4	4	2	0	6	33	1	0	.192
2023	LOS ANGELES	4-1	2.63	9	9	0	0	0	48.0	29	14	14	1	2	16	34	1	0	.173
Major League - 4 years		8-8	3.26	37	25	0	0	0	143.2	115	60	52	18	11	41	140	2	0	.217
Dodger Totals - 4 years		8-8	3.26	37	25	0	0	0	143.2	115	60	52	18	11	41	140	2	0	.217
Minor League - 5 years		25-17	3.41	84	79	0	0	1	424.2	388	188	161	24	36	95	430	32	3	.237

Career Postseason Pitching Record

Year	Team	W-L	ERA	G	GS	CG	SHO	SV	IP	H	R	ER	HR	HBP	BB	SO	WP	BK
2019	NLDS: LAD vs. WAS	0-0	2.70	2	0	0	0	0	3.1	3	1	1	0	0	1	1	0	0
2020	NLDS: LAD vs. SD	1-0	0.00	2	1	0	0	0	3.0	0	0	0	0	0	1	4	0	0
	NLCS: LAD vs. ATL	0-0	3.86	3	2	0	0	0	4.2	5	3	2	0	1	5	6	0	0
	WS: LAD vs. TB	0-0	9.00	2	0	0	0	0	3.0	5	3	3	1	0	0	3	0	0
Postseason Totals		1-0	3.86	9	3	0	0	0	14.0	13	7	6	1	1	7	14	0	0
LDS Totals		1-0	1.42	4	1	0	0	0	6.1	3	1	1	0	0	2	5	0	0
LCS Totals		0-0	3.86	3	2	0	0	0	4.2	5	3	2	0	1	5	6	0	0
WS Totals		0-0	9.00	2	0	0	0	0	3.0	5	3	3	1	0	0	3	0	0

Career Single-Game Bests

Low-Hit Complete Game:	None	Most Strikeouts:	10, April 25, 2021 vs. SD
Most Innings Pitched Starter:	6.0, (6x), last, August 27, 2022 at MIA	Most Walks:	5, September 2, 2022 vs. SD
Most Innings Pitched Reliever:	5.1, September 16, 2020 at SD	Longest Winning Streak:	2 games, Sept. 22, 2020 - current
Most Earned Runs Allowed:	6, September 2, 2022 vs. SD	Longest Losing Streak:	2 games, August 18-26, 2019

Career Fielding Record

Position	PCT	G	PO	A	E	TC	DP
Pitcher	.800	6	2	6	2	10	0

Career Transactions

• June 10, 2016: Drafted by the Los Angeles Dodgers in the 3rd round of the 2016 amateur draft. Player signed June 20, 2016.

Injured List

• May 4 - November 7, 2021 (Tommy John surgery)



Bobby MILLER

RHP | 28

@bobby_miller_15

Bats: Right **Throws:** Right

Height: 6-5 **Weight:** 220

Opening Day Age: 24

Born: April 5, 1999 in Elk Grove Village, IL

Resides: Elk Grove Village, IL

Acquired: Drafted in the first round (29th overall) of the 2020 First-Year Player Draft

ML Service: 0.132

ML Debut: May 23, 2023

Career Highlights

- * 24-year-old enters his fourth professional season in the Dodgers organization after making his Major League debut last season
- * Illinois native owns a 11-4 Major League record with a 3.76 ERA (52 ER/124.1 IP) with 119 strikeouts against only 32 walks...named to the Baseball America All-Rookie Team in 2023
- * Picked up the win in his Major League debut against Atlanta on May 23, 2023 after spinning five innings and giving up four hits, one run and one walk while striking out five...recorded his first career strikeout in the second inning (Sam Hilliard, three pitches)
- * With his win against the Mariners on September 15th, 2023 he became the first American-born Dodger rookie starting pitcher to record double digit wins in a season since Tim Lincecum in 1988
- * Made his first Postseason appearance, starting Game 2 of the 2023 NLDS...gave up four hits, three runs and two walks while striking out two in the loss
- * Boasts a 10-10 Minor League record with 3.79 ERA (77 ER/183.0 IP) across 45 games (41 starts) with 227 strikeouts against 56 walks...has a 1.10 WHIP and has limited the opposition to a .212 average
- * Was selected to the 2022 All-Star Futures Game with Double-A Tulsa where he started the game, punching out three of the five batters he faced...gave up one hit and one walk in one inning pitched
- * Earned his first professional win on July 4, 2021 at Fort Wayne, pitching in relief for 4.2 innings while giving up just one earned run on three hits and a walk, striking out five
- * Recorded his first professional strikeout on May 4, 2021 against Dayton, sitting down Michael Siani on three straight strikes
- * Pitched with the Glendale Desert Dogs in the AFL and was named a Rising Star in 2021
- * Made four starts for the University of Louisville in 2020, going 2-0 with a 2.31 ERA (6 ER/23.1 IP) with 34 strikeouts against nine walks. He tallied three quality starts in four chances, striking out a career-high 12 batters over 6.2 innings on February 22 against Valparaiso University
- * In 2018, the McHenry, IL native earned Freshman All-America honors and was selected All-ACC Third Team and All-ACC Freshman Team after going 6-1 with a 2.97 ERA (22 ER/66.2 IP) and 55 strikeouts over 17 games (nine starts). In three seasons with Louisville, he recorded a 15-2 record with a 3.28 ERA (62 ER/170 IP) with 175 strikeouts in 41 appearances (25 games).
- * Selected 29th overall in the 2020 First-Year Player Draft out of the University of Louisville

Year-by-Year

2023

- Began the season with Triple-A Oklahoma before being promoted to the Dodgers ahead of his Major League debut May 23
- With the Dodgers, finished the season with a 11-4 record with a 3.76 ERA (52 ER/124.1 IP) in 22 starts...held batters to a .226 average
- Picked up the win in his Major League debut against Atlanta on May 23 after spinning five innings and giving up four hits, one run and one walk while striking out five...recorded his first career strikeout in the second inning (Sam Hilliard, three pitches)
- With his win against the Mariners on September 15, became the first American-born Dodger rookie starting pitcher to record double digit wins in a season since Tim Lincecum in 1988

- Became the first Dodger pitcher since at least 1901 with a 6.0+ IP scoreless start allowing one run or fewer within his first three appearances (ESPN Stats)
 - First Dodgers rookie starting pitcher to earn the win in his first two career starts since Jose De Leon (9/4/16 vs. SD and 9/12/16 at NYY)
 - Posted a 1-1 record across four starts with Triple-A Oklahoma City with a 5.65 ERA (9 ER/14.1 IP) with 12 strikeouts and just six issued walks...limited the opposition to a .212/.295/.385
 - Made his first Postseason appearance, starting Game 2 of the NLDS...gave up four hits, three runs and two walks while striking out two in the loss
- Had the longest scoreless innings streak for the Dodgers this season with 20 consecutive innings (May 29-June 17), it was snapped on the 17th against the Giants...named to the Baseball America All-Rookie Team...notched a 6-1 record on the road with a 3.09 ERA (23 ER/67.0 IP) compared to 5-3 with a 4.55 ERA (29 ER/57.1 IP) at home...held righties to a .252 batting average and lefties to .202...tossed a career-high nine strikeouts against Colorado on Sept. 26

2022

- Spent a majority of the season with Double-A Tulsa (20 G, 19 GS) before being called up to Triple-A Oklahoma City on August 16 (4 GS), garnering a combined 7-7 record and a 4.25 ERA (53 ER/112.1 IP) in 24 games
 - With Double-A Tulsa, notched a 6-6 record with a 4.45 ERA (45 ER/91.1 IP) in 20 games (19 starts), including 117 strikeouts and a 1.20 WHIP
 - Was selected to the 2022 All-Star Futures Game with Double-A Tulsa where he started the game, punching out three of the five batters he faced... gave up one hit and one walk in one inning pitched
 - With Triple-A Oklahoma City, registered a 1-1 record with a 3.38 ERA (8 ER/21.1 IP) in four starts... fanned 28 strikeouts and held batters to a .218 average
 - Started in the Dodgers' final exhibition Spring Training game vs. the Angels and pitched 3.0 innings, only giving up one hit, two walks and striking out two
 - Relinquished five hits or less in 15 of his 20 appearances and never gave up more than three walks per game
 - Was even against righties and lefties, limiting them to .234 and .209 average respectively
- Struck out a career-high 14 batters in six innings vs. Round Rock on September 1 with Triple-A Oklahoma City, including eight strikeouts in a row... struck out nine with Double-A Tulsa on July 10, only giving up one hit, one walk, and two runs in five innings...in July with Double-A Tulsa, went 2-1 in four starts with a 2.75 ERA (6 ER/19.2 IP) while limiting batters to a .178 batting average...recorded a season WHIP of 1.18

2021

- Right-hander saw action in his first professional season across two levels, Single-A Great Lakes and Double-A Tulsa
- With Single-A Great Lakes, he posted a 2-2 record over 14 games (11 starts) with a 1.91 ERA (10 ER/47.0 IP) paired with 56 strikeouts...held hitters to a .178 average
- Started three games with Double-A Tulsa, going 0-0 with a 4.82 ERA (5 ER/9.1 IP) and 14 strikeouts against just two walks
- Earned his first win on July 4, 2021 at Fort Wayne, pitching in relief for 4.2 innings while giving up just one earned run on three hits and a walk, striking out five
- Recorded his first professional strikeout on May 4, 2021 against Dayton, sitting down Michael Siani on three straight strikes
- Struck out eight hitters in his start on Sept. 19 against Midland, pitching 3.2 innings of one-run ball while not factoring in the decision
- Was strong against both left-handed and right-handed hitters, limiting them to a .139 and .211 average respectively
- Spent the fall with the Glendale Desert Dogs as part of the Arizona Fall League, going 0-1 over five games (three starts) with a 9.90 ERA (11 ER/10.0 IP)...was named an AFL Rising Star

Had a strikeout in each of his 17 appearances during the regular season...held a perfect 1.000 fielding percentage, not committing an error over 470 innings...earned both wins on the road during night games...had his best month of the season in July, registering a 2-1 record across four games (two starts) with a 1.62 ERA (3 ER/16.2 IP) and 19 strikeouts...was dominant against hitters when ahead in the count, limiting the opposition to a .198 average with 33 strikeouts...struck out ten hitters and walked seven in his five games with Glendale...spent time on the injured list from Aug. 5 - Sept. 2

Personal

Robert Anthony Miller...parents Robert and Tracy Miller...has three siblings...attended McHenry High School West Campus where he was a four-year letter winner and was selected in 38th round of 2017 MLB Draft by the Baltimore Orioles before electing to attend the University of Louisville...finished his senior season with a 0.80 ERA with 96 strikeouts in 52 innings and was a Rawlings-Perfect Game Honorable Mention All-American.

Career Pitching Record

Year	Team	W-L	ERA	G	GS	CG	SHO	SV	IP	H	R	ER	HR	HB	BB	SO	WP	BK	AVG
2021	Great Lakes	2-2	1.91	14	11	0	0	0	47.0	30	16	10	1	7	11	56	1	0	.178
	Tulsa	0-0	4.82	3	3	0	0	0	9.1	10	5	5	1	1	2	14	3	0	.256
2022	Tulsa	6-6	4.45	20	19	0	0	0	91.0	78	49	45	8	3	31	117	5	1	.223
	Oklahoma City	1-1	3.38	4	4	1	0	0	21.1	17	10	8	4	1	6	28	0	0	.218
2023	Oklahoma City	1-1	5.65	4	4	0	0	0	14.1	11	13	9	2	1	6	12	0	0	.212
	LOS ANGELES	11-4	3.76	22	22	0	0	0	124.1	105	53	52	12	6	32	119	10	0	.226
Major League - 1 year		11-4	3.76	22	22	0	0	0	124.1	105	53	52	12	6	32	119	10	0	.226
Dodger Total - 1 year		11-4	3.76	22	22	0	0	0	124.1	105	53	52	12	6	32	119	10	0	.226
Minor League - 3 years		10-10	3.79	45	41	1	0	0	183.0	146	93	77	16	13	56	227	9	1	.212

Career Postseason Pitching Record

Year	Team	W-L	ERA	G	GS	CG	SHO	SV	IP	H	R	ER	HR	HBP	BB	SO	WP	BK
2023	LAD vs. ARI	0-1	16.20	1	1	0	0	0	1.2	4	3	3	0	0	2	1	0	0
Postseason Totals		0-1	16.20	1	1	0	0	0	1.2	4	3	3	0	0	2	1	0	0
LDS Totals		0-1	16.20	1	1	0	0	0	1.2	4	3	3	0	0	2	1	0	0

Career Single-Game Bests

Low-Hit Complete Game:	None	Most Strikeouts:	9, Sept. 26, 2023 at COL
Most Innings Pitched Starter:	7.0, (3x), last, Sept. 26, 2023 at COL	Most Walks:	4, August 9, 2023 at ARI
Most Innings Pitched Reliever:	--	Longest Winning Streak:	3 games, (3x), last, August 28-Sept. 15, 2023
Most Earned Runs Allowed:	7, June 17, 2023 vs. SF	Longest Losing Streak:	1 game, (4x), last, Sept. 20, 2023

Career Fielding Record

Position	PCT	G	PO	A	E	TC	DP
Pitcher	.926	22	16	9	2	27	1

Career Transactions

- June 10, 2020: Drafted in the first round with the 29th overall selection in the 2020 First-Year Player Draft

Injured List

- No Injuries at the Major League Level



Max MUNCY

IF | 13

@maxmuncy

Bats: Left **Throws:** Right

Height: 6-0 **Weight:** 215

Opening Day Age: 33

Born: August 25, 1990 in Midland, TX

Resides: Dallas, TX

Acquired: Signed as a free agent on April 23, 2017

ML Service: 6.027

ML Debut: April 25, 2015



Career Highlights

- * Over eight big league seasons with the Athletics (2015-16) and Dodgers (2018-23), he has hit .227 with 118 doubles, eight triples, 180 homers and 489 RBI in 857 games
- * Participated in his second All-Star game in 2021 at Coors Field and was selected as the starting designated hitter... had his first All-Star selection of his career in 2019
- * Had a breakout season in 2018, leading the Dodgers with 35 home runs (T-5th, NL) and a .582 slugging percentage... participated in the Home Run Derby and was selected for the NL's All-Star Final Vote, where he placed third
- * Ended the longest World Series game in history (2018 Game 3) when he hit a walk-off home run in the 18th inning off of Red Sox pitcher Nathan Eovaldi
- * • Became the 10th player in Dodger history with 175 home runs, and became the second Dodger to have four seasons of 35+ home runs (Duke Snider, 1953-1957) in 2023
- * Has appeared defensively at first base (332 games), second base (186 games) and third base (321 games), while also appearing in 17 games in right field and ten games in left field
- * Made his MLB debut on April 25, 2015 with Oakland vs. Houston, and picked up his first big league hit with a seventh-inning single off Scott Feldman
- * Stroked his first career Major League home run on May 17, 2015 against the White Sox with a two-run shot off of Jeff Samardzija
- * In 568 career minor league games, he has slashed .276/.382/.438 with 111 doubles, 12 triples, 62 home runs and 295 RBI
- * Selected by Oakland in the fifth round of the 2012 First-Year Player Draft

Year-By-Year

2023

- Hard-hitting third baseman played in 135 games, setting a career-high in RBI (105) and tying a career-high in home runs with 36
- Finished the season slashing .212/.333/.475 with a .808 OPS and 17 doubles, one triple, 36 home runs, and 105 RBI
- From the beginning of the season to June 30, he slashed .189/.322/.460 with a 28.8% strikeout rate as compared to a .231/.343/.489 slashline with a 24.4% strikeout rate from July 1 to the end of the season
- Became the 10th player in Dodger history with 175 home runs, and became the second Dodger to have four seasons of 35+ home runs (Duke Snider, 1953-1957)
- Played in 124 games (121 starts) at third base for a .944 fielding percentage, committing 16 errors over 285 total chances in 1052.0 innings
- Awarded NL Player of the Week on April 23 after slashing .385/.593/1.222/1.815 with five home runs and seven RBI
- Ended the season ranking with the 10th-most RBI in the Major Leagues with 105
- Appeared in all three NLDS games against Arizona, hitting .182 (2-for-11) with one walk and four

strikeouts

Had his best game on April 10 at SF, launching a three-run home run and a grand slam and finishing the day 3-for-3 with two runs, two home runs, a walk and seven RBI...missed over two weeks of the season with a hamstring sprain in June...hit 11 home runs in April...slashed .227/.358/.498 with a .856 OPS, 19 home runs and 45 RBI at home compared to .198/.310/.455 with a .765 OPS, 17 home runs and 60 RBI on the road...smashed five multi-homer games...agreed to a two-year contract extension on November 2 through 2025 with a club option for 2026

2022

- Southpaw hit .196/.329/.384/.713 over 136 games, tabbing 22 doubles, one triple, 21 home runs, and 69 RBI...scored 69 runs and stole two bases
- Finished the season ranked third in the Majors with 90 walks and ranked amongst the top Dodger hitters in multiple categories: walks (1st, 90), home runs (T-3rd, 21), runs scored (5th, 69), RBI (6th, 69), games played (7th, 136), at-bats (7th, 464)
- Notched a season-long eight-game hit streak from Sept. 2 - 13, batting .394 (13-for-33) with four homers and 10 RBI
- Hit .211 with 12 doubles and 11 home runs at Dodger Stadium vs. .182 on the road with 10 doubles and 10 home runs
- Had his best month in August, smashing seven home runs for a .261/.352/.554 slashline with 19 RBI
- Produced the best offensively during a 2-0 count (.400/1.100/1.500) and 2-1 count (.310/.552/.885)...notched 3 home runs and 10 RBI in those situations
- Spent most of his time at third base (84 G), logging 713.0 innings on the hot corner while participating in 51 put-outs and 161 assists...also appeared at first base (3 G) and second base (31 G), committing just two errors in 111 total chances

Roped two homers on Sept. 6 against SF, going 3-for-4 with 10 total bases (season-high)...stole two bases (July 5 vs. COL, July 30 at COL), also stole two bases during 2021 season...went on a rehab assignment to Triple-A Oklahoma City from June 4 to June 8, going 2-for-14 with two RBI in four games...signed a one-year contract extension in August for the 2023 season with a club option for 2024...averaged .286 (4-for-14) across four Postseason games in the NLDS against San Diego

2021

- First baseman slashed .249/.368/.527 with a career high 26 doubles, two triples, career high 36 home runs, and 94 RBI with 95 runs scored...was the team leader in home runs
- Ranked amongst the best in the National League in several categories: home runs (4th, 36), runs (9th, 95), OBP (10th, .368), SLG (10th, .527), and RBI (11th, 94)
- Spent majority of the season at first base (122 G, 101 GS) but also appeared at second base (39 G, 31 GS) and third base (7 G, 3 GS)...registered a combined .996 fielding percentage, committing just three errors in 939 total chances
- Participated in his second All-Star game in 2021 at Coors Field and was selected as the starting designated hitter
- Notched a 22-game on base streak from May 8 to June 2, posting a .338/.454/.688 with a 1.142 OPS during that span
- Belted three home runs in back-to-back-to-back games twice this season, from May 11-14 and again from June 28-July 1...was tied with teammate Will Smith for most home run streaks of at least three longballs
- Recorded a seven game hitting streak from July 7 - 17, averaging .419 with eight runs, 13 hits, three home runs, and 10 RBI during that span
- Suffered a torn UCL in the regular season finale on October 3 against Milwaukee after a defensive collision at first base

Best offensive month was May, producing a .330/.440/.714 clip with ten home runs, 19 RBI, and 23 runs scored...liked hitting from the comfort of Dodger Stadium, amassing a .269 average (64-for-238) with 15 doubles, 23 home runs, and 53 RBI...dependable in bases loaded situations, tallying a .667/.600/2.000 slashline with eight RBI while similarly producing a .346/.475/.669 slashline with runners in scoring position...was most productive when batting third, going 13-for-33 for a .394 average across nine games with five home runs and 11 RBI...was even keeled against both starting and relieving pitching, registering a .240 (67-for-279) average in 135 games and .261 (57-for-218) in 138 games, respectively ...totaled five RBI on two separate occasions, 7/17 at COL and 8/18 vs. PIT, hitting two home runs in each of those contests...went 4-for-5 on July 17 at Colorado, smashing two home runs for five RBI and two runs...went 2-for-3 on Aug. 18 vs. Pittsburgh, totaling three runs, two homers, and five RBI

2020

- Led the Dodgers in games (58) and plate appearances (248)...his 39 walks were fifth-most in the NL
- Finished the season with 12 homers and 37 RBI, recording his third straight double digit homer output of his career
- Started 31 games at first base, 14 games at third base and 11 games at second base...the only other Major Leaguer to start double-digit games at all three of those positions was Colorado's Ryan McMahon

- Was fourth in the Majors in pitches per plate appearance (4.43)

Appeared in all 18 postseason games, batting .250 with three homers and 18 RBI....26 of his 80 postseason plate appearances reached a full count... his 4.61 pitches per plate appearance in the postseason matched his metric from the 2018 postseason...since 1988, his two performances rank 15th and 16th in that category...walked 20 times, which is the second-most in any single postseason (behind Barry Bonds in 2002)

2019

- Made his first Opening Day roster and hit his first Opening Day homer in his second season with the Dodgers...went on to slash .251/.374/.515 and set career high marks in games played (141), runs (101), hits (122), doubles (22), RBI (98), walks (90) and stolen bases (4) while matching his 2018 single season high of 35 homers
- Participated in the 2019 All-Star Game at Progressive Field in Cleveland after his first All-Star selection of his career
- Over his first two seasons with the Dodgers, leads the club in walks (169), ranks second in runs (176), homers (70), RBI (177), OBP (.381) and slugging (.545), fourth in hits (226) and sixth in doubles (39) and average (.256)...sits among the top leaders in the NL in homers (6th), walks (6th), slugging (8th), OBP (11th) RBI (T-15th) and runs (16th) during the span

Ranked 13th among NL second basemen (min. 70 G) with a .973 fielding percentage (6 E) across a career-high 520.1 innings at second...recorded his 100th career RBI with a sacrifice fly on March 31 against the Diamondbacks...set a new career-high with five RBI on June 28, going 2-for-4 with a homer and five RBI...collected a career-high four hits in his first career walk-off on Aug. 4 against Arizona...proceeded to launch his second career walk-off home run on Aug. 21 to send the Dodgers to their league-leading 11th walk-off victory of the season...compiled an 11-game on-base streak from Aug. 10-23, slashing .250/.423/.750 and hitting safely in nine-consecutive contests--going 9-for-33 with 10 runs, a pair of doubles, six homers and 12 RBI during the hitting streak...from June 11-24, reached a career-high 10 consecutive games registering a hit, including a pair of doubles, four homers, 11 RBI and 10 walks against six strikeouts at a .310/.442/.643 clip...saw his best offensive month during May, when he led the team in homers (7) with Joc Pederson and ranked second in RBI (18) with a .302/.391/.583 line...turned in reverse splits at the plate after collecting a career-high 157 at-bats against left-handed pitching for a .268 average, compared to a .242 mark against right-handed pitching (330 AB)...ranked 11th overall in the NL and seventh among all in-fielding left-handed bats in the category...turned in his strongest Postseason series numbers to-date after going 5-for-19 (.263) with four runs, a career-best three homers and seven RBI with four walks against two strikeouts for a .391 OBP and 1.128 OPS...clubbed homers in back-to-back games during Games 2 and 3 of the NLDS...according to MLB Stats, he is the first Dodger player with three homers in consecutive Postseasons...over his last two Postseasons, he has homered six times, and sits in a three-way tie for second with Jose Altuve and Alex Bregman for most homers during the span...accrued a 5.7 WAR, which ranked seventh among NL position players

2018

- Saw his first action as a Dodger after entering the season as a non-roster invitee in big league camp...hit .263 with a .391 OBP, 35 homers and 79 RBI in 137 games with Los Angeles
- Led the Dodgers in both slugging percentage (.582) and home runs, which tied for fifth in the National League...among players with 375 or more at-bats, ranked among the NL's best in OBP (7th), SLG (2nd) and OPS (2nd), behind only the league's MVP Christian Yelich
- Batted .293 (27-for-92) and ranked second on the team with 79 RBI

Nearly made the All-Star team after finishing third in the NL's Final Vote, but still participated in the Home Run Derby where he won the first round against the Cubs' Javier Baez before being eliminated by the eventual champion Bryce Harper...appeared in all 16 of the Dodgers' Postseason games, going 10-for-50 (.200) with three homers and six RBI...ended the longest World Series game in history when he hit a walk-off home run in the 18th inning off of Red Sox pitcher Nathan Eovaldi to end Game 3...it was the longest World Series game in history in both time (seven hours and 20 minutes) and innings...had his contract selected by the Dodgers from Triple-A Oklahoma City on April 17...slashed .313/.421/.563 in nine games with OKC

2017

- Spent the entire season with Triple-A Oklahoma City, slashing .309/.414/.491 with 62 runs, 20 doubles, one triple, 12 homers and 44 RBI in 109 games
- Averaged .366 with runners in scoring position while posting a .309 mark with runners on base

Excelled against right-handed pitchers, as he posted a .323 average, compared to a .258 mark against lefties...made his first career pitching appearance, allowing just two hits over 2.1 scoreless innings over three relief appearances

2016

Split the season between Oakland and Triple-A Nashville, hitting .186 with two homers and eight RBI in 51 big league games over three stints with the A's...batted .251 with eight home runs and 26 RBI in 64 games with Triple-A Nashville...posted a .360 OBP

2015

- Saw his first big league action in his fourth professional season, batting .206 with three homers and nine RBI in 45 games over four stints with Oakland
- Made his MLB debut on April 25 vs. Houston, and picked up his first big league hit with a seventh-inning single off Scott Feldman
- Blasted his first big league homer off Jeff Samardzija on May 17 vs. the White Sox

Had only two plate appearances in the Majors vs. left-handed pitchers (0-for-1, BB) with his other 110 PA coming vs. righties...reached the Triple-A level for the first time, and appeared in 60 games with Nashville, batting .274 with four homers and 35 RBI

2014

- Spent the entire campaign with Double-A Midland, earning a Texas League mid-season All-Star selection after hitting .264 with 23 doubles, seven homers and 63 RBI in 122 games
- Led the Texas League with a .385 OBP and 87 walks, which tied for fifth in all of minor league baseball...also ranked among the league's best in doubles (8th), RBI (3rd), hits (115, 10th) and OPS (.764, 9th)

Named Texas League Player of the Week for the week of July 14-20 after going 10-for-23 (.435) with six runs scored, one double, three home runs, 16 RBI and 10 walks...batted .237 with two home runs, three RBI, three walks and seven runs scored in nine postseason games to help Midland win the Texas League Championship

2013

- Began the year at Single-A Stockton and hit .285 with 21 home runs and 76 RBI in 93 games before earning a promotion to Double-A Midland July 14...hit .250 with the Rock Hounds and batted a combined .273 with 25 home runs and 100 RBI in 140 games overall

Tied for second in minor league baseball in games played and tied for 10th in RBI...led the A's farm system in home runs, RBI, walks (88) and total bases (249), ranked third in runs (89), hits (143) and extra base hits (53), fourth in slugging (.476) and fifth in on-base percentage (.381)...had a .400 on-base percentage with Stockton, which ranked fourth in the California League...was named to the Cal League mid-season All-Star team

2012

Made his professional debut with Single-A Burlington and hit .275 with 20 doubles, two triples, four home runs and 23 RBI in 64 games...drew 41 walks for a .383 on-base percentage

Personal

Maxwell Steven Muncy...resides in Keller, TX with his wife Kellie, daughter Sophie, and son Wyatt, born in 2023...graduated from Keller (TX) High School...attended Baylor University, where he was a Freshman All-American (2010), breaking Baylor freshman school records of HR (11) and RBI (53) and was a two-time All-Big 12 Conference selection at first base (2011 and 2012) for the Bears...selected by Oakland in the fifth round of the 2012 First-Year Player Draft and signed by scout Armann Brown.

Career Batting Record

Year	Team	AVG	G	AB	R	H	2B	3B	HR	RBI	SH	SF	HBP	BB	SO	SB	CS	OBP	SLG	E
2012	Burlington	.275	64	229	34	63	20	2	4	23	0	3	1	41	37	3	1	.383	.432	6
2013	Midland	.250	47	172	22	43	12	2	4	24	0	1	0	24	34	0	1	.340	.413	6
	Stockton	.285	93	351	67	100	13	1	21	76	0	6	7	64	68	1	1	.400	.507	3
2014	Midland	.264	122	435	59	115	23	3	7	63	0	6	2	87	92	7	2	.385	.379	8
2015	OAKLAND	.206	45	102	14	21	8	1	3	9	0	1	0	9	31	0	0	.268	.392	6
	Nashville	.274	60	212	24	58	14	1	4	35	0	4	1	26	58	0	1	.350	.406	6
2016	OAKLAND	.186	51	113	13	21	2	0	2	8	0	0	0	20	24	0	0	.308	.257	1
	Nashville	.251	64	223	34	56	7	2	8	26	1	4	5	35	54	5	0	.360	.408	1
2017	Oklahoma City	.309	109	320	62	99	20	1	12	44	0	1	4	54	84	3	6	.414	.491	11
2018	LOS ANGELES	.263	137	395	75	104	17	2	35	79	0	2	5	79	131	3	0	.391	.582	13
	Oklahoma City	.313	9	32	7	10	2	0	2	4	0	0	0	6	5	0	0	.421	.563	2
2019	LOS ANGELES	.251	141	487	101	122	22	1	35	98	0	4	8	90	149	4	1	.374	.515	14
2020	LOS ANGELES	.192	58	203	36	39	4	0	12	27	0	2	4	39	60	1	0	.331	.389	4
2021	LOS ANGELES	.249	144	497	95	124	26	2	36	94	0	1	11	83	120	2	1	.368	.527	3
2022	LOS ANGELES	.196	136	464	69	91	22	1	21	69	0	6	5	90	141	2	0	.329	.384	12
2023	LOS ANGELES	.212	135	482	95	102	17	1	36	105	0	0	6	85	153	1	2	.333	.475	16
Major League- 8 years		.227	847	2743	498	624	118	8	180	489	0	22	39	495	809	13	4	.351	.473	69
Dodger Totals- 6 years		.230	751	2528	471	582	108	7	175	472	0	21	39	466	754	13	4	.356	.486	62
Minor League-7 years		.276	568	1974	309	544	111	12	62	295	1	25	20	337	432	19	12	.382	.438	43

Career Postseason Batting Record

Year	Team	AVG	G	AB	R	H	2B	3B	HR	RBI	SH	SF	HP	BB	SO	SB	CS	OBP	SLG
2018	NLDS: LAD vs. ATL	.182	4	11	4	2	0	0	2	4	0	0	0	6	5	1	0	.471	.727
	NLCS: LAD vs. MIL	.182	7	22	3	4	0	0	0	1	0	0	0	4	13	0	0	.308	.182
	WS: LAD vs. BOS	.235	5	17	3	4	1	0	1	1	0	0	0	2	5	0	0	.316	.471
2019	NLDS: LAD vs. WAS	.263	5	19	4	5	0	0	3	7	0	0	0	4	2	1	0	.391	.737
2020	NLWC: LAD vs. MIL	.000	2	5	0	0	0	0	0	0	0	0	0	2	4	0	0	.286	.000
	NLDS: LAD vs. SD	.273	3	11	3	3	1	0	0	2	0	0	0	4	2	0	0	.467	.364
	NLCS: LAD vs. ATL	.227	7	22	6	5	2	0	2	6	0	0	0	9	11	0	0	.452	.591
	WS: LAD vs. TB	.318	6	22	3	7	1	0	1	6	0	0	0	5	4	0	0	.444	.500
2022	NLDS: LAD vs. SD	.286	4	14	2	4	1	0	1	2	0	0	0	2	6	0	0	.375	.571
2023	NLDS: LAD vs. ARI	.182	3	11	2	2	0	0	0	0	0	0	0	1	4	0	0	.250	.182
Postseason Totals		.234	46	154	30	36	6	0	10	29	0	0	0	39	56	2	0	.389	.468
LWC Totals		.000	2	5	0	0	0	0	0	0	0	0	0	2	4	0	0	.286	.000
LDS Totals		.242	19	66	15	16	2	0	6	15	0	0	0	17	19	2	0	.398	.545
LCS Totals		.205	14	44	9	9	2	0	2	7	0	0	0	13	24	0	0	.386	.386
WS Totals		.282	11	39	6	11	2	0	2	7	0	0	0	7	9	0	0	.391	.487

Career Single-Game Bests

Most Hits:	4, (3x), last, August 13, 2022 at KC	Most Stolen Bases:	1 (13x), last, April 20, 2023 at CHC
Most RBI:	7, April 10, 2023 at SF	Most Walks:	5, April 25, 2021 vs. SD
Most Home Runs:	2, (14x), last, July 29, 2023 vs. CIN	Longest Hitting Streak:	11 games, Sept. 7-Sept. 20, 2023
Most Runs Scored:	4, July 22, 2023 at TEX	Grand Slams:	5, last, July 23, 2023 at TEX (M. Perez)

Career Fielding Record

Position	PCT	G	PO	A	E	TC	DP
First Base	.993	332	1958	123	14	2095	143
Second Base	.983	186	591	362	10	591	88
Third Base	.940	321	150	550	45	745	58
Left Field	1.000	10	4	0	0	4	0
Right Field	1.000	17	27	1	0	28	0

Career Transactions

- June 5, 2012: Drafted by the Oakland Athletics in the 5th round of the 2012 amateur draft. Player signed June 18, 2012.
- March 31, 2017: Released by the Oakland Athletics.
- April 28, 2017: Signed as a Free Agent with the Los Angeles Dodgers.
- February 6, 2020: Signed a three-year extension with Los Angeles with a club option.

Injured List

- August 29 - September 13, 2019 (right wrist fracture)
- November 3, 2021 (UCL injury)
- June 4-9, 2023 (left elbow inflammation)
- June 16 -27, 2023 (left hamstring strain)



Shohei OHTANI

DH/RHP | 17

@shoheiohtani

Bats: Left **Throws:** Right

Height: 6-4 **Weight:** 210

Opening Day Age: 29

Born: July 5, 1994 in Mizusawa, Oshu, Japan

Resides: Newport Beach, CA

Acquired: Signed a 10-year contract with the Dodgers on Dec. 11, 2023

ML Service: 6,000

ML Debut: March 29, 2018



Career Highlights

- * The unanimous 2023 American League Most Valuable Player joins the Dodgers after signing a 10-year contract on December 11, 2023 after spending the last six seasons with the Los Angeles Angels
- * The three-time All-Star has hit .274/.366/.556 (.922 OPS) with 171 homers and 437 RBI during his MLB career while posting a 38-19 record with a 3.01 ERA and 608 strikeouts in 481.2 innings across 86 career starts
- * During his stellar 2023 campaign, Ohtani clubbed 44 homers and drove in 95 runs while hitting .304/.412/.654 (1.066 OPS) as well as going 10-5 with a 3.14 ERA and 167 strikeouts in 23 starts (132 innings) on the mound
- * The two-way player won his first career AL MVP award in 2021 after slashing .257/.372/.592 with 46 homers, 26 doubles, eight triples, 100 RBI, 103 runs and 26 stolen bases in 155 games and going 9-2 with a 3.18 ERA and 156 strikeouts in 130.1 innings (23 starts) on the mound...he became the first Japanese-born player to win the award since Ichiro Suzuki in 2001
- * He is the 28th player in MLB history to win the Most Valuable Player award multiple times and the 16th player in American League history with multiple MVP awards...won the award unanimously in 2021 and 2023
- * His 15 wins in 2022 were the most by an Angels pitcher since Garrett Richards in 2015 (15 wins) while his 219 strikeouts were the most since Jered Weaver in 2010 (233 strikeouts)
- * In 2021, became the fourth player all-time and first American Leaguer to tally 45 HR, 100 RBI, 100 R and 25 stolen bases in a single season: Barry Bonds in 1993, Larry Walker in 1997, Chipper Jones in 1999
- * Became the only player in MLB history with 10+ pitching wins and 30+ home runs in the same season
- * Ohtani also won the 2023 World Baseball Classic MVP award after leading Team Japan to the title, batting .435 with a 1.345 OPS while going 2-0 on the mound with a 1.86 ERA, striking out Mike Trout of Team USA for the series-clinching out
- * Won the American League Rookie of the Year in 2018 as he finished his inaugural campaign with a .285 batting average, .361 OBP, .564 slugging percentage, .925 OPS, 22 homers and 61 RBI alongside a 4-2 record with a 3.31 ERA in 11 starts
- * Ohtani made his Major League debut in 2018 with the Los Angeles Angels, starting as the designated hitter against the Oakland Athletics on March 29...he singled in his Major League debut

Year-By-Year

2023

- Completed another MVP season, and his last with the Angels, going 10-5 with a 3.14 ERA (46 ER/132.0 IP) and limiting batters to a .184 average and roping a .304/.412/.654 slashline with a 1.066 OPS
- Clubbed 44 homers and drove in 95 runs while hitting .304/.412/.654 (1.066 OPS) as well as going 10-5 with a 3.14 ERA and 167 strikeouts in 23 starts (132 innings) on the mound...he led the league home runs, on-base percentage, slugging percentage and OPS, and led the AL in extra-base hits (78) and total bases (325), while finishing second in intentional walks (21), third in triples (8), fourth in batting average (.304), tied for fourth in runs (102) and fifth in walks (91). He also led AL pitchers in opponents' batting average (.184) while finishing second in strikeouts per nine innings (11.4)
- Voted the 2023 AL Most Valuable Player by the Baseball Writers' Association of America, winning the award

unanimously for the second time in his career and becoming the first player in Major League Baseball history to win the award unanimously more than once

- Won the 2023 World Baseball Classic MVP award after leading Team Japan to the title. Ohtani batted .435 with a 1.345 OPS while going 2-0 on the mound with a 1.86 ERA, striking out Mike Trout of Team USA for the series-clinching out

Slugged four multi-homer games and 27 multi-RBI games...had his best pitching month in April, going 4-0 with a 2.25 ERA (7 ER/28.0 IP) with 36 strikeouts against 14 walks while holding batters to a .102 average...missed the last month of the season with an oblique injury

2022

- Finished the season with a .273/.356/.519 slashline with 30 doubles, six triples, 34 home runs and 95 RBI and a pitching record of 15-9 with a 2.33 ERA (43 ER/166.0 IP) and 219 strikeouts...became the only player in MLB history with 10+ pitching wins and 30+ home runs in the same season
- 15 wins were the most by an Angels pitcher since Garrett Richards in 2015 (15 W) while his 219 strikeouts were the most since Jered Weaver in 2010 (233 K)
- Ranked in Top 10 in the American League in total bases (304, 5th), intentional walks (14, 3rd), extra-base hits (70, T-3rd), slugging (.519, 5th), home runs (34, 4th), OPS (.875, 5th), triples (6, T4th), RBI (95, 7th), walks (72, 7th) and runs (90, T-8th) 46 home runs were the second most in franchise history, trailing only Troy Glaus (47 homers)
- Ranked among league leaders in strikeouts (219, 3rd), whiff% (33.0%, 4th), ERA (2.33, 4th), wins (15, T4th), WHIP (1.01, 5th) and opponent batting average (.203, 6th)...fashioned a 2.33 ERA, which was the third best in franchise history (min. 162 IP), trailing only Dean Chance's 1.65 ERA in 1964 and Nolan Ryan's 2.28 ERA in 1972
- Named to the All-MLB First Team as a starting pitcher and Second Team as a designated hitter...finished second in the MVP race to New York- AL's Aaron Judge after garnering 280 points in the voting process
- Selected to the All-Star Game as both a pitcher and position player for a second consecutive season, starting the All-Star Game as the AL designated hitter and recording the first leadoff All-Star hit since Mike Trout in 2015
- Tallied six multi-homer games, which tied Troy Glaus's franchise record...set a single-game career high (MLB or NPB) with eight RBI on June 21 vs. Kansas City...logged career-best and team-leading 18-game hit streak from Sept. 14-Oct. 3...only player in the Majors to tally 6+ triples and 34+ HR this season (second consecutive year as the only player to do so)...allowed two-or-fewer runs in 22 of 28 starts...in final 19 games, pitched to a 1.67 ERA (118.2 IP - 22 ER) with 154 strikeouts...fourth pitcher all-time to go 6-0 with 58+ strikeouts and 2-or-fewer ER in a six game span, joining Cy Young winners Johan Santana (2004), R.A. Dickey (2012) and Clayton Kershaw (2014)

2021

- Finished the season 9-2 with a 3.18 ERA (46 ER/130.1 IP) and 156 strikeouts on the bump while slashing .257/.372/.592 with 26 doubles, eight triples, 46 home runs and 100 RBI
- Ranked in the Top 10 in the American League in triples (8, 1st), extra-base hits (80, 2nd), slugging (.592, 2nd), OPS (.965, 2nd), home runs (46, 3rd), walks (96, 3rd), total bases (318, T-4th), stolen bases (26, 5th), OBP (.372, 5th) and runs scored (103, 8th)...46 home runs were the second-most in franchise history, trailing only Troy Glaus (47 homers)...many of these were career-highs
- Led American League with a .818 winning percentage, ranked third with a .207 opponent batting average, was fifth with 10.77 strikeouts per nine innings and ranked 10th with a 28.9% swing and miss rate (min. 125 IP)
- Made 14 pitching starts while also holding at least a share of the Major League home run lead...was the first pitcher to make multiple pitching starts in a season while leading Majors in home runs since Babe Ruth (1919)
- First MLB player to ever be selected to the All-Star Game as both a pitcher and position player...Started the All-Star Game as both the A.L. starting pitcher and starting DH...earned the win for the A.L. after working a perfect 1st inning and going 0-for-2 at the plate
- Named the unanimous winner of the American League MVP Award during fourth big league season with the Angels after garnering all 30 first-place votes for a total of 420 points and 151 ahead of Vladimir Guerrero Jr. (269 points)...became the 19th unanimous winner of a BBWAA MVP Award (11th in A.L. history) and the first in the A.L. since Mike Trout in 2014...joined Ichiro Suzuki (2001) as the only Japanese-born players to win the award

Was the fourth player all-time and first American Leaguer to tally 45 HR, 100 RBI, 100 R and 25 stolen bases in a single season: Barry Bonds in 1993, Larry Walker in 1997, Chipper Jones in 1999...established new single-season home run record for a Japanese-born player (previously 31 by Hideki Matsui in 2004)...set an A.L. record with 16 HR in a 21-game span (June 15-July 9) and was the first player in Major League history with 32+ HR and 12+ SB before the All-Star Break...went 6-0 with a 1.95 ERA (78.1 IP - 17 ER) and 93 strikeouts in 13 home starts...was the first player in MLB history to record 10+ HR as a hitter and 100+ strikeouts as a pitcher in the same season and the first 20+ stolen bases and 10+ pitching appearances in the same season.

2020

- Completed his third season with the Angels, appearing in 46 games as a designated hitter and two as a pitcher
- Recorded a .190/.291/.366 slashline with seven home runs and 24 RBI at the plate and an 0-1 record with a 37.80 ERA (7 ER/1.2 IP) on the mound in a shortened season
- Led the Club in stolen bases for the second straight season with a 82.6% stolen base percentage (19 SB/27 attempts) since the start of the 2019 campaign is tied for seventh in the American League
- Finished tied for second on the Club with five go-ahead RBI, trailing only Trout's 11

- Limited to two starts as a pitcher after being diagnosed with a grade 1-2 strain of the flexor pronator mass, focused exclusively on hitting the remainder of the season

2019

- Spent his second season with the Angels serving as the club's primary designated hitter, slashing .286/.343/.505 with a .848 OPS in 106 games
- Surpassed rookie offensive totals in hits (110), triples (5), RBI (62) and stolen bases (12)
- Joined Hideki Matsui and Tadahito Iguchi as the only Japanese natives to tally multiple 15 home run seasons in the Majors
- On June 13th, became the 7th player (8th occurrence) in franchise history to hit for the cycle, becoming the first Halo to turn the trick since Mike Trout, May 21, 2013 vs. Seattle and the first Japanese-born player in Major League history to hit for the cycle...Had never hit for the cycle in career (including NPB)

Led the Club with 12 steals...missed the first 34 games of the season while recovering from Tommy John surgery (activated from the I.L. May 7th) Joined Hall of Famer George Sisler (5 wins, 2 cycles) as the only players in the modern era (since 1900) to win multiple games as a pitcher and also hit for the cycle in career

2018

- Finished his first year with the Angels slashing .285/.361/.564 in 114 games and going 4-2 with a 3.31 ERA (19 ER/51.2 IP) in 10 starts on his way to being named American League Rookie of the Year
 - Collected first hit in first start as a position player, March 29 at Oakland
 - Led A.L. rookies (min. 300 PA) in OPS (.925), on-base percentage (.361), and slugging percentage (.564) and posted the best rates of at-bats per home run (14.82) and RBI (5.34)... Became the seventh rookie in American League history to post a .925 OPS with 10 stolen bases in a single season, joining Mike Trout (2012), Mitchell Page (1977), Fred Lynn (1975), Earl Averill (1929), Ben Paschal (1925) and Shoeless Joe Jackson (1911)
 - Became just the second Japanese native with a 20 home run season, joining Hideki Matsui (5 times, once in 2010 with the Angels) and the only native of Japan with a 20 HR/10 SB campaign
 - Set Angels record with 63 strikeouts through first 10 career starts (previous was 56 strikeouts by Bo Belinsky in 1962)
 - Recorded 57 of 63 (90.5%) strikeouts on a swinging strike three, which was the highest rate in Majors (min. 50 IP)
- 15 of 22 home runs came after the All-Star break, tied for third most in the AL...earned first career win April 1 and then hit a home run in his next start April 3...held opponents to an .036 (2-for-55) batting average against his splitter, and opponents had a swing and miss rate of 55.8% against the splitter and he recorded 35 of 63 strikeouts with the pitch

2017

- In fifth season with Nippon-Ham Fighters, posted career-high .332 batting average (67-for-202)
- Started All-Star Game for Pacific League as designated hitter
- Limited to 65 games at designated hitter and five starts as a pitcher due to an ankle injury
- Signed with Angels as international free agent, Dec. 9, 2017

Named by Baseball America as Angels' top prospect entering 2018 and is rated as #2 prospect in all of baseball... designated as the #1 prospect in all of baseball by MLB.com for the 2018 campaign

2016

- Named Pacific League Most Valuable Player and helped lead Nippon-Ham Fighters to the Pacific League Championship
- Posted a career-best 1.86 ERA (29 ER/140 IP) and registering 174 strikeouts (third most in league) in his 21 games (20 starts) on the mound
- Boasted his finest season at the plate, batting .322 (104-for-323) with 18 doubles, 22 home runs and 67 RBI in 104 total games, primarily as a designated
- Started at designated hitter for Pacific League in All-Star Game and earned MVP honors after going 3-for-4 with two runs scored and two RBI

Finished three innings pitched shy of qualifying for league leaders, and would have led Pacific League in ERA for second consecutive season if he qualified...honored with Best Nine Award as a pitcher and as a designated hitter

2015

- In third season with Nippon-Ham Fighters, was selected to start All-Star Game as a pitcher for second consecutive season
- Finished year leading Pacific League in wins (15), ERA (2.24), complete games (five) and shutouts (three)...Ranked second in league in strikeouts (196)
- Earned first Best Nine Award as top pitcher in Pacific League
- Finished third in MVP voting behind Yuki Yanagita and Shogo Akiyama

Was a finalist for the Sawamura Award, given annually to top pitcher in Pacific and Central Leagues...along with catcher, Shota Ono, earned Pacific League Battery Award

2014

- With Nippon-Ham Fighters, became first Japanese player to reach double digits in both home runs (10) and wins (11)
- Became first pitcher drafted out of high school to notch two shutout victories within his first two years in NPB since Yu Darvish
- Was starting pitcher for Pacific League in All-Star Game and established record for fastest pitch (101 mph) thrown by a Japanese pitcher

2013

- Made Pacific League debut at age 18 with Nippon-Ham Fighters March 29, 2013 on Opening Day as a right fielder
- Became first NPB pitcher since Takao Kajimoto in 1963 to bat 3rd, 4th or 5th in the order and first rookie hurler to do so since Junzo Sekine in 1950

Voted by fans into All-Star Game...finished second in NPB Rookie of the Year Award voting, behind Takahiro Norimoto...led Fighters with 51 games played in right field and also made 11 starts as a pitcher...briefly missed time during year with a right ankle sprain and right cheekbone fracture

Personal

Shohei Ohtani...born July 5, 1994 in Mizusawa, Oshu, Japan...his father, Toru, played baseball for a semipro team sponsored by the local Mitsubishi plant in Ōshū, Japan and his mother, Kayoko, was a competitive badminton player...attended Hanamaki Higashi High School in Iwate Prefecture...participated in National High School Baseball Championship in 2011 and National High School Baseball Invitational Tournament in 2012...favorite hitter is Hideki Matsui and favorite pitcher is Yu Darvish

Career Batting Record																				
Year	Team	AVG	G	AB	R	H	2B	3B	HR	RBI	SH	SF	HP	BB	SO	SB	CS	OBP	SLG	E
2018	LOS ANGELES-AL	.285	114	326	59	93	21	2	22	61	0	1	2	37	102	10	4	.361	.564	0
2019	LOS ANGELES-AL	.286	106	384	51	110	20	5	18	62	0	4	2	33	110	12	3	.343	.505	0
2020	LOS ANGELES-AL	.190	46	153	23	29	6	0	7	24	0	0	0	22	50	7	1	.291	.366	0
2021	LOS ANGELES-AL	.257	158	537	103	138	26	8	46	100	0	2	4	96	189	26	10	.372	.592	1
2022	LOS ANGELES-AL	.273	157	586	90	160	30	6	34	95	0	3	5	72	161	11	9	.356	.519	0
2023	LOS ANGELES-AL	.304	135	497	102	151	26	8	44	95	0	3	3	91	143	20	6	.412	.654	1
Major League - 6 years		.274	716	2483	428	681	129	29	171	437	0	13	16	351	755	86	33	.366	.556	2

Career Single-Game Bests					
Most Hits:	4, (6x), last, June 23, 2023 at HOU		Most Stolen Bases:	2, (7x), last, August 26, 2023 at NYM	
Most RBI:	8, June 21, 2023 vs. KC		Most Walks:	4, (3x), last, July 19, 2023 vs. NYY	
Most Home Runs:	2, (2x), last, June 27, 2023 vs. CWS		Longest Hitting Streak:	18 games, Sept. 14-Oct. 3, 2022	
Most Runs Scored:	4, Sept. 5, 2018 at TEX		Grand Slams:	2, last, August 18, 2023 (E. Ramirez)	

Career Fielding Record							
Position	PCT	G	PO	A	E	TC	DP
Left Field	.000	1	0	0	0	0	0
Right Field	.000	6	0	0	0	0	0

Career Pitching Record																			
Year	Team	W-L	ERA	G	GS	CG	SHO	SV	IP	H	R	ER	HR	HB	BB	SO	WP	BK	AVG
2018	LOS ANGELES-AL	4-2	3.31	10	10	0	0	0	51.2	38	19	19	6	1	22	63	5	0	.203
2020	LOS ANGELES-AL	0-1	37.80	2	2	0	0	0	1.2	3	7	7	0	0	8	3	1	0	.375
2021	LOS ANGELES-AL	9-2	3.18	23	23	0	0	0	130.1	98	48	46	15	10	44	156	10	2	.207
2022	LOS ANGELES-AL	15-9	2.33	28	28	0	0	0	166.0	124	45	43	14	2	44	219	14	0	.203
2023	LOS ANGELES-AL	10-5	3.14	23	23	1	1	0	132.0	85	50	46	18	11	55	167	12	0	.184
Major League - 6 years		38-19	3.01	86	86	1	1	0	481.2	348	169	161	53	24	173	608	42	2	.200

Career Single-Game Bests					
Low-Hit Complete Game:	3, July 27, 2023 at DET		Most Strikeouts:	13, (2x), last, May 3, 2023 at STL	
Most Innings Pitched Starter:	9.0, July 27, 2023 at DET		Most Walks:	6, (3x), last, Sept. 23, 2022 at MIN	
Most Innings Pitched Reliever:	--		Longest Winning Streak:	8 games, June 4 - Sept. 3, 2021	
Most Earned Runs Allowed:	7, June 30, 2021 at NYY		Longest Losing Streak:	3 games, (2x), last, July 22-August 3, 2022	

Career Fielding Record							
Position	PCT	G	PO	A	E	TC	DP
Pitcher	.967	86	33	25	2	60	1

Career Transactions

- December 9, 2017: Signed as a Free Agent with the Los Angeles Angels.
- December 11, 2023: Signed as a Free Agent with the Los Angeles Dodgers.

Injured List

- June 18-July 3, 2018 (right UCL sprain)
- March 28 - May 7, 2019 (right elbow UCL injury)
- Sept. 16 - October 2, 2023 (oblique)



James OUTMAN

OF | 33

@jamesoutman

Bats: Left **Throws:** Right**Height:** 6-3 **Weight:** 215**Opening Day Age:** 26**Born:** May 14, 1997 in Redwood City, CA**Resides:** Redwood City, CA**Acquired:** Drafted in the seventh round of the 2018 First Year Player Draft out of Sacramento State**ML Service:** 1.006**ML Debut:** July 31, 2022

Career Highlights

* Slugging outfielder enters his second full season with the Dodgers after spending all of last year in the Majors...owns a Major League slashline of .254/.358/.448/ in 151 games and a .263/.363/.496 Minor League career slashline over four seasons (2018-22)

* Made his Major League debut on July 31st, 2022 at Colorado where he went 3-for-4 with one home run and one double...became the first player in Dodger franchise history to homer in his first plate appearance, record three hits, three RBI and score two runs in his Major League debut...one of six players in Major League Baseball history to accomplish the feat and he is the first since Joey Gallo on June 2, 2015 vs. Chicago

* Blasted his first career grand slam on April 20, 2023 against the Cubs, a go ahead shot in the top of the ninth off Michael Fulmer...first career multi-home run game

* Tallied his second grand slam of the year on May 17, 2023, against the Twins, another go ahead homer, off RHP Emilio Pagan in the bottom of the seventh inning

* Awarded National League Rookie of the Month honors for April in 2023, after slashing .292/.376/.615 with seven home runs, three triples, four stolen bases, 20 runs batted in, 17 runs scored, and a 164 wRC+...led all Major League rookies in home runs, triples, extra-base hits (14), slugging percentage, and OPS (.991)...led the National League in RBI, the first Dodgers rookie to drive in 20 runs in a month since Cody Bellinger in September 2017...His seven home runs were the most-ever by a Dodgers rookie in April, and the most by a Dodgers rookie in any month since teammate Will Smith hit eight home runs in August 2019

* Continued to display his clutch gene with his first career walk-off hit and RBI, a walk-off RBI double on July 25, 2023 against the Blue Jays

* Earned his second Rookie of the Month award for August in 2023, after slashing .277/.408/.482 with five home runs, 15 RBI, two doubles, 16 walks, 17 runs, two stolen bases in 26 games during August...second Dodger to win Rookie of the Month twice in the same season, joining Cody Bellinger (May and June 2017)

* Named to the Baseball America 2023 Major League All-Rookie Team

* Had a stellar 2022, including being awarded the PCL Player of the Week for August 22-28, 2022 with Triple-A Oklahoma City while he hit for the cycle twice in the span of four days, August 26th and 30th

* Recognized as a Rising Star in the 2021 Arizona Fall League with the Glendale Desert Dogs

* In his first pro season in 2018, tied for the Rookie-advanced Ogden team lead with 11 home runs, while posting a .264/.350/.490/.841 slashline in 55 games

* Selected by the Dodgers in the seventh round of the 2018 First-Year Player Draft out of Sacramento State University

Year-By-Year

2023

- Named an Opening Day starter for the Dodgers and played 151 games, garnering a .248/.353/.437 slashline with 16 doubles, three triples, 23 home runs, 16 doubles and 70 RBI
- Blasted a two-run homer for his first hit of the season on Opening Day against Arizona
- Blasted his first career grand slam on April 20 against the Cubs, a go ahead shot in the top of the ninth off RHP Michael Fulmer...first career multi-home run game

- Tallied his second grand slam of the year on May 17 against the Twins, another go ahead homer, off RHP Emilio Pagán in the bottom of the seventh inning
- Awarded National League Rookie of the Month honors for April after slashing .292/.376/.615 with seven home runs, three triples, four stolen bases, 20 runs batted in, 17 runs scored, and a 164 wRC+...He led all major league rookies in home runs, triples, extra-base hits (14), slugging percentage, and OPS (.991)...He led the National League in RBI, the first Dodgers rookie to drive in 20 runs in a month since Cody Bellinger in September 2017...His seven home runs were the most-ever by a Dodgers rookie in April, and the most by a Dodgers rookie in any month since teammate Will Smith hit eight home runs in August 2019
- Continued to display his clutch gene with his first career walk-off hit and RBI, a walk-off RBI double on July 25 against the Blue Jays
- Earned his second Rookie of the Month award for August, after slashing .277/.408/.482 with five home runs, 15 RBI, two doubles, 16 walks, 17 runs, two stolen bases in 26 games during August...Second Dodger to win Rookie of the Month twice in the same season, joining Cody Bellinger (May and June 2017)
- Named to the Baseball America Major League All-Rookie Team and Baseball Digest/eBay MLB Rookie All-Star Team

Performed much better in the second half of the season, hitting .264 (57-for-216) opposed to a .236 (63-for-267) average in the first half...produced a .333/.391/.667 slashline with the bases loaded and a .260/.355/.425 slashline with runners in scoring position...performed well in the field, holding a .993 fielding percentage in center field, making two errors in 299 total chances with three assists over 1103.2 innings...was even-keeled at home and on the road, slashing .249/.356/.404 in 76 games at home compared to .248/.350/.465 in 75 games on the road

2022

- Made stops at Double-A Tulsa (68 G), Triple-A Oklahoma City (57 G), and the Los Angeles Dodgers (4 G)...garnered a Minor League batting average of .294 (139-for-473) and a Major League average of .462 (6-for-13)
 - Set career-highs in games (125), at bats (473), runs (101), hits (139), total bases (277), doubles (31), home runs (31), RBI (106), and walks (70)
 - With Double-A Tulsa, he punched 17 doubles, 16 home runs, 45 RBI and a .295 average in 68 games
 - With Triple-A Oklahoma City, he slashed .292/.390/.627 with 133 total bases... he hit for the cycle twice in the span of four days
 - In the Majors, he went 6-for-13 in four games with two doubles, one home run, 11 total bases and three RBI
 - Made his Major League debut on July 31 at Colorado, going 3-for-4 with a single, double, and homer
 - Became the eighth Dodger and fourth Los Angeles Dodger to homer in his first Major at-bat: Clise Dudley (1929), Gordon Slade (1930), Ernie Koy (1938), Dan Bankhead (1947), Jose Offerman (1990), Garey Ingram (1994), Keibert Ruiz (2020)
 - Was the PCL Player of the Week for August 22-28... batted 12-for-21 with 10 extra-base hits, including hitting for the cycle August 26th
 - Split his time in the outfield in the minors, getting most of his starts (55 G) in right field with a fielding percentage of .983... committing only two errors
- Hit for the cycle twice this season with OKC, both in the span of four days, August 26th and 30th...clubbed his best month in August with OKC, slashing .447/.531/1.132 with six doubles, four triples, four home runs, and 22 RBI... had eight-game hitting streaks twice this season, May 6-13 with Tulsa and June 23- July 2 (June 23-28 with Tulsa, June 30-July 2 with OKC)... tied for fifth in the Pacific Coast League in triples with six

2021

- * Split his time between Single-A Great Lakes and Double-A Tulsa, playing in 104 combined games for a .266 average (110-for-414)
- * Set career-highs in doubles (21), triples (9), stolen bases (23), walks (63), runs (90), hits (110), and total bases (203)
- * With Single-A Great Lakes, the California native slashed .250/.385/.472 with 117 total bases and 21 stolen bases...was identical against righties and lefties, batting .250
- With Double-A Tulsa, the righty slugged nine doubles, batted in 24 runs, and smashed nine longballs...hit .253 (19-for-75) in the month of September
- Went 3-for-5 with three runs score on August 4 with Tulsa, clubbing a double, two home runs, two RBI, and ten total bases
- Recognized as an AA Central Offensive Player of the Week in August with Tulsa...also earned honors as a Rising Star in the Arizona Fall League with the Glendale Desert Dogs

2020

Did not participate in the 2020 season after the minor league season was cancelled

2019

- Promoted to Single-A Great Lakes for the entire season, playing five different positions throughout the year: center field (93 G), right field (10 G), left field (10 G), first base (1 G), and shortstop (1 G) over 119 games
- Registered a .997 fielding percentage...committed just three errors in 274 chances across 978.0 innings
- Averaged .226 (100-for-442), smashing 19 home runs, 15 doubles, four triples, and 56 RBI...struck out 128 times and

walked 56 over 119 games

- Excelled on the road, batting .293 (34-for-114) with seven doubles, five home runs, and 17 RBI
- Was even keeled against both left-handed pitching and right-handed pitching, producing a .223 (21-for-94) and .227 (79-for-348) batting average respectively
- * Tied for second in the Single-A Midwest League with 19 home runs in 2019

2018

- * Played in 55 games with Rookie-level Ogden, totaling a .264 average (55-for-208) with eight doubles, three triples, 11 home runs, and 33 RBI...also stole 12 bases
- * Earned a .840 OPS despite striking out 56 times and walking 24...was even keeled against both left-handed and right-handed hitters, garnering a .232/.328/.482 and .276/.358/.493 slashline respectively
- * Started 39 games in center field, committing just three errors in 92 total chances for a .967 fielding percentage...also appeared in 15 games as the designated hitter
- * Awarded Pioneer League Player of the Week on August 19

Personal

James Outman...played three seasons of college ball at Sacramento State University, where he was selected Academic All-WAC in 2018...was a two-sport star, baseball and football, at Junipero Serra High School in San Mateo, CA...Married Wife, Dasha in December, 2022...Selected by the Dodgers in the seventh round of the 2018 First-Year Player Draft.

Career Batting Record																					
Year	Team	AVG	G	AB	R	H	2B	3B	HR	RBI	SH	SF	HP	BB	SO	SB	CS	OBP	SLG	E	
2018	AZL Dodgers	.192	10	26	5	5	1	0	1	3	0	0	2	6	4	1	1	.382	.346	0	
	DSL Dodgers	.236	42	140	34	33	8	0	9	33	0	1	14	23	31	9	6	.393	.486	2	
2019	Ogden	.298	63	235	57	70	22	2	19	55	0	3	15	26	79	7	6	.398	.651	5	
2021	Great Lakes	.250	65	248	50	62	12	8	9	30	0	1	10	45	88	21	2	.385	.472	0	
	Tulsa	.289	39	166	40	48	9	1	9	24	0	0	3	18	51	2	2	.369	.518	0	
2022	LOS ANGELES	.462	4	13	6	6	2	0	1	3	0	0	1	2	7	0	0	.563	.846	0	
	Tulsa	.295	68	261	59	77	17	1	16	45	0	2	6	38	89	7	3	.394	.552	4	
	Oklahoma City	.292	57	212	42	62	14	6	15	61	0	3	4	32	63	6	1	.390	.627	2	
2023	LOS ANGELES	.248	151	483	86	120	16	3	23	70	0	4	12	68	181	16	3	.353	.437	2	
Major League - 2 years		.254	155	496	92	126	18	3	23	70	0	4	13	68	188	16	3	.358	.437	2	
Dodger Totals - 2 years		.254	155	496	92	126	18	3	23	70	0	4	13	68	188	16	3	.358	.437	2	
Minor League - 4 years		.263	403	1537	300	404	75	23	79	249	0	10	35	213	475	68	20	.363	.496	13	

Career Single-Game Bests			
Most Hits:	4, (3x), last, Sept. 26, 2023	Most Stolen Bases:	1, (16x), last, October 1, 2023 at SF
Most RBI:	5, April 20, 2023 at CHC	Most Walks:	1, (14x), last, Sept. 23, 2023 vs. SF
Most Home Runs:	2, (3x), last, July 4, 2023 vs. PIT	Longest Hitting Streak:	6 games, August 27-Sept. 1, 2023
Most Runs Scored:	3, March 30, 2023 vs. ARI	Grand Slams:	2, last, May 17, 2023 (Pagan)

Career Postseason Batting Record																					
Year	Team	AVG	G	AB	R	H	2B	3B	HR	RBI	SH	SF	HP	BB	SO	SB	CS	OBP	SLG	E	
2023	NLDS: LAD vs. ARI	.000	3	5	0	0	0	0	0	0	0	0	0	1	3	0	0	.167			
Postseason Totals		0-0	4.50	2	0	0	0	0	120	1	1	1	1	0	2	2	0	0	0	0	
LDS Totals		0-0	4.50	2	0	0	0	0	120	1	1	1	1	0	2	2	0	0	0	0	

Career Fielding Record							
Position	PCT	G	PO	A	E	TC	DP
Left Field	1.000	20	19	2	0	21	0
Right Field	1.00	7	3	1	0	4	0
Center Field	.993	135	299	3	2	304	1

Career Transactions

- June 10, 2018: Drafted in the seventh round of the 2018 draft out of Sacramento State University,

Injured List

- Has not been on the injured list in the Major Leagues



Andy PAGES

OF | 84

@andy_pages_abreu_18

Bats: Right **Throws:** Right
Height: 6-1 **Weight:** 200
Opening Day Age: 23
Born: December 8, 2000 in La Habana, Cuba
Resides: Bonao, Dominican Republic
Acquired: Signed as an international free agent on March 1, 2018

Career Highlights

- * 23-year-old outfielder enters his fourth big league camp just six years after joining the professional ranks
- * Earned All-Star selections in three of five of his professional seasons, posting a combined .257/.378/.520/.898 slashline in 401 career games in rookie ball with the DSL Dodgers, AZL Dodgers, Single-A Ogden, Advanced-A Great Lakes, and Double-A Tulsa, and Triple-A Oklahoma
- * Made the jump to Triple-A Oklahoma City on May, 16, 2023 and played one game before going on the 60-day IL to end the season with a torn labrum
- * Selected as a mid-season Rookie-advanced Pioneer League All-Star and named to Baseball America's Rookie-level and Postseason All-Star teams in 2019, batting .298 with 19 homers and 55 RBI in 63 games with Ogden...led the PL with 22 doubles ranked among the league leaders in average (9th), OBP (.398, 7th), SLG (.651, 2nd), OPS (1.049, 4th), homers (19, 2nd), RBI (55, 2nd) and runs (57, T-1st)
- * Named a Dominican Summer League All-Star in his first professional season in 2018, batting .236 with a .393 OBP, a .486 SLG, nine homers and 33 RBI in 42 games with the DSL Dodgers before joining the AZL Dodgers late in the campaign
- * Is ranked the sixth best prospect overall in the Dodgers organization
- * Signed by the Dodgers as an international free agent on March 1, 2018

Year-By-Year

2023

- Spent a majority of the season with Double-A Tulsa, slashing .284/.430/.495 with 12 doubles, one triple, three home runs, and 25 RBI in 33 games...promoted to Triple-A Oklahoma City on October 2 for one game
 - Appeared in 13 Spring Training games, hitting .235 (4-for-17)
 - Made his Triple-A debut on May 16 against Sugar Land, going 0-for-3 with a walk and two strikeouts before suffering a shoulder injury
 - Placed on the seven day IL before being transferred to the 60-day IL...underwent surgery to repair a torn labrum in late May
- Posted interesting splits, slashing .227/.320/.682/1.002 with three home runs in 22 at-bats compared to a .299/.453/.448/.901 slashline with no home runs and 19 RBI in 87 at-bats...hit .412 (14-for-34) with two homers and 22 RBI...did not commit an error in 273.0 innings at any of the outfield positions

2022

- Played the entire season with Double-A Tulsa, smashing a career-high 29 doubles in 132 games for a .236/.374/.523 slashline...stroked 26 home runs and 80 RBI
- Tabbed a career-high 11 bases on June 7 against Northwest Arkansas, smashing two home runs and a triple while scoring two runs en route to Double-A Tulsa's 5-2 victory
- Tallied two, two home run games: June 7 at NWA, Sept. 14 vs. SPR...went 5-for-9 with seven RBI and 19 total bases between those two games
- Notched a 12-game hit streak from May 13 - May 27, averaging .319 (15-for-47) for five doubles, three home runs, and seven RBI

- Registered a .316 average (37-for-117) against left-handed pitchers, totaling 13 home runs and 30 RBI versus a .211 average (78-for-370) against right-handers for 13 home runs and 50 RBI

- Named as an Arizona Fall League Rising Star with the Glendale Desert Dogs

Swung the bat well both at home and on the road, slashing .222/.326/.470/.796 and .249/.346/.466/.812 respectively... had his best month in April, swinging a .276/.396/.447 slashline with seven doubles and 18 RBI...next best month finished out the season in September, slashing .263/.297/.526 with six doubles and 14 RBI...had a stand-out game on Aug. 4 at Northwest Arkansas, going 4-for-6 with a double, triple, and three RBI...participated in spring training as a non-roster invitee

2021

- * Spent the full season with Advanced-A Great Lakes, hitting .265 with 25 doubles, 31 homers and 88 RBI

- * Led High-A Central in homers, RBI, OPS (.933), SLG (.538), XHB (57) and Total Bases (236)

- * He was selected as a post-season High-A Central all-star and he was also named Most Valuable Player and Top Prospect of the league

Recorded four multi-homer games for Great Lakes while recording 5+ homers in each of the five months of the season...launched 11 homers with 23 RBI in the month of June...hit safely in 20 of the 26 games in the month of June, while scoring 26 runs in 26 games...finished the month of September with a season-best .322 batting average and five homers and 13 RBI

2020

- * Did not participate in the 2020 season after the minor league season was cancelled

Personal

Andy Pages...signed by the Dodgers an an international free agent on March 1, 2018.

Career Batting Record																				
Year	Team	AVG	G	AB	R	H	2B	3B	HR	RBI	SH	SF	HBP	BB	SO	SB	CS	OBP	SLG	E
2018	AZL Dodgers	.192	10	26	5	5	1	0	1	3	0	0	2	6	4	1	1	.382	.346	0
	DSL Dodgers	.236	42	140	34	33	8	0	9	33	0	1	14	23	31	9	6	.393	.486	2
2019	Ogden	.298	63	235	57	70	22	2	19	55	0	3	15	26	79	7	6	.398	.651	5
2021	Great Lakes	.265	120	438	96	116	25	1	31	88	0	4	19	77	132	6	3	.394	.539	10
2022	Tulsa	.236	132	487	69	115	29	3	26	80	0	7	15	62	140	6	3	.336	.468	8
2023	Tulsa	.284	33	109	23	31	12	1	3	25	0	3	5	25	32	7	3	.430	.495	0
	Oklahoma City	.000	1	3	0	0	0	0	0	0	0	0	0	1	2	0	0	.250	.000	0
Minor League - 5 years		.257	401	1438	284	370	97	7	89	284	0	15	70	220	420	36	22	.378	.520	23

Career Transactions

- March 1, 2018: Signed as a minor league free agent

Injured List

- Has not been on the injured list in the Major Leagues



James PAXTON

LHP | 65

@alstonpaxton

Bats: Left **Throws:** Left

Height: 6-4 **Weight:** 212

Opening Day Age: 35

Born: November 6, 1988 in Ladner, British Columbia

Resides: Seattle, WA

Acquired: Signed a one-year contract with the Dodgers on Jan. 29, 2024

ML Service: 9.151

MLB Debut: September 7, 2013

Career Highlights

- * Canadian southpaw joins the Dodgers after signing a one-year contract on January 29, 2024
- * Owns a career Major League record of 64-38 with a 3.69 ERA (349 ER/850.2 IP) and 932 strikeouts over ten seasons with Seattle (2013-2018, 2021), New York- AL (2019-2020) and Boston (2023)
- * Amassed a Minor League career record of 29-27 with a 3.73 ERA (184 ER/443.2 IP) with 476 strikeouts against 196 walks in nine seasons
- * On May 8, 2018, he tossed a no-hitter against the Toronto Blue Jays at Rogers Centre, striking out 16 batters in the contest, becoming the first Canadian born left-hander to toss a no-hitter in Canada and the second Canadian born pitcher to toss a no-hitter in Major League Baseball history (other, Dick Fowler on Sept. 9, 1945 against the St. Louis Browns)
- * Made his Major League debut on September 7, 2013 against Tampa Bay, hurling six innings while giving up four hits, two runs (one earned), one homer and one walk while striking out three...also his first Major League win
- * Drafted by the Seattle Mariners in the fourth round of the 2010 MLB Draft

Year-By-Year

2023

- Made 19 starts in his only season with Boston, posting a 7-5 record with a 4.50 ERA (48 ER/96.0 IP)
- Recorded 101 strikeouts while allowing 33 walks in his first full season since 2019
- Spent time on the injured list again, sustaining a right hamstring strain (March 30-May 10) and right knee inflammation from September 10 until the end of the season
- In a rehab assignment with Triple-A Worcester, went 2-3 with a 6.23 ERA (15 ER/21.2) in six games (five starts)

Notched a 3-0 record in June with a 1.74 ERA (6 ER/31.0 IP) in five starts with 34 strikeouts against six walks...boasted at least three strikeouts in 18 of his 19 outings with Boston and a season-high nine strikeouts twice (May 12 vs. STL and June 6 at CLE)...went 2-2 with a 4.00 ERA (8 ER/18.0 IP) in four starts at home with Triple-A Worcester compared to 0-1 with a 17.18 ERA (7 ER/3.2 IP) on the road

2022

- Signed with Boston as a free agent on December 1, 2021
- Missed the entire season on the Injured List recovering from Tommy John surgery performed on 4/13/21 (placed on the 60-Day Injured List on 3/16/22)
- Made one rehab appearance for the Rookie-level FCL Red Sox on 8/18 vs. the FCL Rays...exited due to a left lat strain after retiring both batters faced (0.2 IP)

2021

- Started Seattle's fifth game of the season on April 6 vs. Chicago-AL after resigning with the club in February...did not allow a hit in 1.1 IP with two strikeouts before leaving the game due to injury
- Underwent Tommy John surgery on 4/13 and missed the remainder of the season

Made two Cactus League starts, posting a 1.08 ERA (1 ER/8.1 IP) with 17 SO and four walks

2020

- Made five starts for the Yankees, going 1-1 with a 6.64 ERA (15 ER/20.1 IP) with seven walks and 26 strikeouts
- Was placed on the 10-day Injured List on 8/24 (retroactive to 8/21) with a left flexor strain...transferred to the 45-day IL on 9/16, missing the final 35 team games

2019

- Was acquired by the Yankees in a four-player trade on November 19, 2018
- In his first season with the Yankees, went 15-6 with a 3.82 ERA (64 ER/150.2 IP) with 55 walks and 186 strikeouts in a career-high 29 starts
- Made his first postseason start in ALDS Game 1 vs. Minnesota...earned his first career postseason win in ALCS Game 5 vs. Houston

Finished 8th in the American League in wins...on the 10-day IL with left knee inflammation from 5/4-29...won a career-best 10 consecutive starts from 8/2-9/21, posting a 2.25 ERA (15 ER/ 60.0 IP) with 20 walks and 65 strikeouts during the streak...went 10-2 with a 3.63 ERA (30 ER/74.1 IP) in 14 starts after the All-Star break compared to 5-4 with a 4.01 ERA (34 ER/76.1 IP) in 15 starts before the All-Star break

2018

- Spent the entirety of the season with Seattle
- Boasted an 11-6 record with a 3.76 ERA (67 ER/160.1 IP) with two complete games and one shutout in 28 starts...struck out 208 batters against 42 walks
- Held opponents to a .224 average (134-for-598), including .330 (34-for-103) against lefties and .202 (100-for-495) against righties
- Set career highs in innings pitched (160.1 IP), strikeouts (208) and starts (28)

Ranked ninth in the American League in strikeouts...was the sixth Mariners pitcher to reach 200 strikeouts in a season...his 42 walks were the fewest by a Mariners pitcher in a 200-strikeout season...was the seventh Canadian-born pitcher to record a 200-strikeout season...logged eight double-digit-strikeout efforts, tied for sixth in the Majors (tied for fourth in the AL)...was the third Mariners pitcher to have eight such outings in one season (Randy Johnson-6x, Mark Langston-2x)...on May 2 vs. Oakland, recorded a career-high 16 strikeouts over 7.0 shutout innings (five hits, one walk)...was tied for the highest strikeout total in the Majors in 2018 (also Houston's Gerrit Cole on 5/4 at Arizona)...marked the most strikeouts by a Seattle pitcher since Randy Johnson had 19K on 8/8/97 vs. Chicago-AL...joined Johnson (twice) as the only Mariners to record at least 16K in a scoreless outing of 7.0IP-or-longer...on May 8 at Toronto, threw the sixth no-hitter in Mariners history (9.0IP, 3BB, 7K) in Seattle's 5-0 win, the fifth by an individual pitcher, joining Hisashi Iwakuma, Félix Hernández (perfect game), Chris Bosio and Randy Johnson, completing the feat in 99 pitches, becoming the 12th pitcher to throw a no-hitter in fewer than 100 pitches since 1988 (the first year that pitch counts are complete for his first career complete game...was named AL co-"Player of the Week" for May 7-13 with Cleveland's Francisco Lindor...went 1-0 with a 1.80 ERA (15.0IP, 6H, 3ER, 3BB, 11K, 1HR) in two starts, including his no-hitter on 5/8 at Toronto...marked his third career weekly award...in 5/19 win vs. Detroit, tossed his second career complete game (9.0 IP, three hits, two earned runs, one walk, eight strikeouts, one home run)

2017

- Fired a 12-5 with 2.98 ERA (45 ER/ 136.0 IP) in 24 starts with Seattle, striking out 156 batters against only 37 walks
- Set career bests in wins (12), starts (24), innings (136.0), strikeouts (156) and ERA (2.98)
- Named Mariners Pitcher of the Year by Seattle chapter of Baseball Writers Association of America
- Had two stints on 10-day injured list May 5-May 31 with left forearm strain (made one rehab start with Double-A Arkansas May 26 vs. Frisco) and Aug. 11-Sept. 14 with strained left pectoral muscle (suffered in 7th Aug. 10 vs. LAA)
- Named American League Pitcher of the Month for July on Aug. 2 after going 6-0 with a 1.37 ERA (6 ER/39.1 IP) with 46 strikeouts and six walks in six starts in July...in July, ranked 1st in wins (6), T3rd in innings pitched (39.1), 4th in ERA (1.37) and T4th in strikeouts (46)

Earned win in seven consecutive starts, July 2-Aug. 4, equaling club record (also: Jamie Moyer, 5/6-6/8/03, and Scott Bankhead, 6/18-7/20/89), tying the longest streak of career (also: Sept. 23, 2016 - June 6, 2017 in 7 decisions)...was the only pitcher in Majors with 2 streaks of at least 18.0 consecutive scoreless innings...one of 10 left-handers in MLB history (done 12x) to record at least 6 wins, an ERA of 1.40-or-better and at least 40 strikeouts in any calendar month...co-American League Player of the Week on July 31 (with Adrian Beltre) after going 2-0 with a 0.00 ERA (0 ER/13.0 IP) with 18 strikeouts and no walks in two starts vs. BOS (7/24) and New York-NL (7/30) for the week of July 24-30) and also Player of the Week April 10-16 after going 2-0 with a 0.00 ERA (0 ER, 15.0 IP) with 17 strikeouts in two starts, becoming the first pitcher in club history to earn two American League Player of the Week honors in single season...recorded 11 outings with at least eight strikeouts; tied for sixth-most in AL and among AL left-handers, his 11 games with 8+ strikeouts trail only Chris Sale (26)...is 3rd lefty in club history with 10+ games of 8+ strikeouts, joining Mark Langston (4x, 1984, '86-'88) and Randy Johnson (8x, 1990-95, '97-'98)...was 4-0 with 1.26 ERA (6 ER, 43.0 IP) with 51 strikeouts in first 7 starts...became 18th different pitcher (done 27x) in MLB history since 1913 to record at least 3 wins without taking a loss while posting an ERA of 1.39 or lower and at least 35 strikeouts and 6-or-fewer walks in any single month...one of 11 AL pitchers (done 13x) to do so (last: Chicago-AL's Chris Sale in July of 2014)

2016

- Began the season with Triple-A Tacoma, going 4-3 with 3.97 ERA (21 ER, 47.2 IP) in 10 starts...made a rehab start there on August 20 after sustaining a left elbow contusion, tossing three scoreless innings and giving up two hits and one walk while striking out three in the no decision
- Went 6-7 with a 3.79 ERA (51 ER/121.0 IP) with 117 strikeouts and 24 walks in 20 starts with Seattle

Was 3-2 with 3.23 ERA (20 ER/55.2 IP) with 56 strikeouts in final nine starts (Aug. 1-Sept. 28)...struck out 8.70 batters per 9.0 innings (117 K, 121.0 IP), highest of career (7.88 in 2013, 7.18 in 2014 & 7.52 in 2015)...his 4.74 K/BB rate (109 K, 23 BB) is also best of career (3.00 in 2013, 2.03 in 2014 & 1.93 in 2015)...walked two or fewer in 19 of 20 starts this season...had 4.88 SO/BB ratio (117 K, 24 BB) and an 8.70 K/9.0 IP ratio (117 K, 121.0 IP)...allowed three earned runs or fewer in 15 of his 20 starts this season...left the game with the lead in seven of his last 14 games (7/2-9/28)...spun a career-high tying 10 strikeouts June 6 vs. Cleveland (also: 9/24/13 vs. KC)

2015

- Spent most of the season with Seattle (13 GS)
- Notched a 3-4 record with a 3.90 ERA (29 ER/67.0 IP) with 56 strikeouts against 29 walks while keeping batters to a .253 average
- Suffered a strained left middle finger on May 29 and sent to Triple-A Tacoma on a rehab assignment, going 0-1 with an 8.10 ERA (6 ER/6.2 IP) in three starts

Was 3-3 with a 2.60 ERA (15 ER, 52.0 IP) with 44 strikeouts in his final 10 starts of the season after going 0-1 with an 8.40 ERA (14 ER, 15.0 IP) with 12 strikeouts in his first three starts of the year...left his last start of the season on Sept. 24 at Kansas City with a torn fingernail on his left hand...recorded a career-high scoreless streak of 20.0 innings spanning May 5-17; it was tied for longest by a Mariners pitcher in 2014 (also: Mike Montgomery)...in last nine starts (April 30-end of season), limited opponents to .029 average (1-for-34) with RISP, including no hits with RISP in eight of nine starts during this span

2014

- Opened the season with Seattle before being placed on the injured list
- Made rehab assignments with Class-A Short Season Everett and Triple-A Tacoma, going a combined 0-2 with a 4.85 ERA (7 ER/13.0 IP) in four starts
- With Seattle, spun a 6-4 record with a 3.04 ERA (25 ER/74.0 IP) with 59 strikeouts against 29 walks in 13 starts

Opened career 6-0 with 1.88 ERA in first nine career starts; longest win streak to open career in Mariners history...in first 15 starts had 2.01 ERA (20 ER, 89.2 IP), 5th-lowest ERA in first 15 to begin career (all starts) dating back to 1914...on IL April 9-Aug. 2 with strain of left latissimus dorsi muscle...transferred to 60-day IL on June 9...went 3-0 with a 2.12 ERA (7 ER/29.2 IP) in five starts at home compared to a 3-4 record with a 3.65 ERA (18 ER/44.1 IP) in eight games on the road with Seattle...tossed a season-high nine strikeouts in his first start of the season on April 2

2013

- Played a majority of the season with Triple-A Tacoma before being recalled by Seattle on September 3
- In 28 games (26 starts) with Triple-A Tacoma, tossed a 8-11 record with a 4.45 ERA (72 ER/145.2 IP) with 131 strikeouts against 58 walks
- Made his Major League debut on September 7 against Tampa Bay, hurling six innings while giving up four hits, two runs (one earned), one homer and one walk while striking out three...also his first Major League win
- Was the seventh Mariners pitcher to allow four hits or fewer, while tossing at least 6.0 innings in Major League debut
- In four starts with Seattle, went 3-0 with a 1.50 ERA (4 ER/24.0 IP) with 21 strikeouts against seven walks

Recorded a career-high 10 strikeouts Sept. 24 vs. Kansas City in fourth career start...joined Oakland's Dan Straily (11 K's, 0 BB 4/5 vs. HOU) as the only other AL rookie pitcher to record 10+ K's in a start in 2013 without issuing a walk...became the first Mariners pitcher to open a MLB career with a three-game win streak (all appearances being starts) since Freddy Garcia in 1999...his 1.50 ERA was the 2nd-lowest mark for a pitcher in first 4 starts with the Mariners (not necessarily first four career starts)...limited opponents to a .172 (15-for-87) avg, including .141 (10-for-71) vs. right-handed batters...finished tied for the team lead for Triple-A Tacoma with eight wins...ranked third in the Pacific Coast League in strikeouts and games started, while ranking 5th among league starters averaging 8.04 strikeouts per 9.0 innings

2012

- Spent the entire season with Double-A Jackson (21 GS)
- Fired a 9-4 record with a 3.05 ERA (36 ER/ 106.1 IP) with 110 strikeouts against 54 walks
- Went 2-0, 0.00 in two playoff starts, allowing just 1 unearned run in 13.0 innings (19 strikeouts)

Named the Southern League Pitcher of the Week for April 5-15 after allowing 1 run in 10.1 innings (two starts)...on the disabled list May 26-July 2 with right knee soreness...went 6-1, 2.40 ERA in 11 starts following return from DL, tying for the league lead in wins...played for the Peoria Javelinas in the Arizona Fall League (1-1, 5.68 ERA, five GS, 16 strikeouts)

2011

- Split the season between Single-A Clinton (10 GS) and Double-A Jackson (7 GS)
- With Single-A Clinton, tossed a 3-3 record with a 2.73 ERA (17 ER/56.0 IP) with 80 strikeouts against 30 walks
- With Double-A Jackson, spun a 3-0 record with a 1.85 ERA (8 ER/39.0 IP) while holding batters to a .201 average

Recorded a combined 131 strikeouts, tied for second-most among Mariners farmhands...among all minor league players with at least 90.0 IP, ranked second averaging 12.41 K/9.0 IP...tallied 6 games with 10+ strikeouts...pitched a scoreless inning for the World squad in the All-Star Futures Game...also selected a Midwest League All-Star

2010

- Did not immediately sign after being selected in the 4th round of the 2010 June draft...made four starts for Grand Prairie in the independent American Association (1-2, 4.08 ERA, 18 strikeouts, seven walks) prior to the 2010 draft

Personal

James Alston Paxton...born November 6, 1988 in Ladner, British Columbia...married to wife Katie...played baseball at the University of Kentucky (2007-09)...ranked third in the NCAA in SO/9.0 IP in 2009 (13.22)...selected by TOR in the first round (37th overall) of the 2009 June Draft but did not sign...became the first Kentucky player selected in the first round of the MLB Draft since Joe Blanton in 2002 (OAK)...pitched for Anchorage in the Alaska Baseball League in 2008, making four starts for the Glacier Pilots...pitched for Team Canada's bronze medal-winning U18 squad in the 2006 World Junior Championships in Cuba

Career Pitching Record

Year	Team	W-L	ERA	G	GS	CG	SHO	SV	IP	H	R	ER	HR	HB	BB	SO	WP	BK	AVG
2011	Clifton	3-3	2.72	10	10	0	0	0	56.0	45	21	17	1	1	30	50	6	0	.225
	Jackson	3-0	1.85	7	7	0	0	0	39.0	28	10	8	2	1	13	51	3	1	.201
2012	Jackson	9-4	3.05	21	21	0	0	0	106.1	96	43	36	5	1	54	110	13	1	.244
	Tacoma	8-11	4.45	28	26	2	1	0	145.2	158	84	72	10	3	58	131	14	0	.277
2013	SEATTLE	3-0	1.50	4	4	0	0	0	24.0	15	5	4	2	0	7	21	0	0	.172
	Everton	0-1	6.75	1	1	0	0	0	2.2	2	2	2	1	0	1	2	1	0	.222
2014	SEATTLE	6-4	3.04	13	13	0	0	0	74.0	60	29	25	3	1	29	59	7	0	.223
	Tacoma	0-1	8.10	3	3	0	0	0	6.2	12	6	6	0	0	3	4	2	0	.429
2015	SEATTLE	3-4	3.90	13	13	0	0	0	67.0	67	34	29	8	0	29	56	5	0	.253
	Tacoma	4-3	3.73	11	11	0	0	0	50.2	43	24	21	6	0	15	53	4	0	.228
2016	SEATTLE	6-7	3.79	20	20	0	0	0	121.0	134	62	51	9	1	24	117	5	0	.279
	Arkansas	0-0	4.50	1	1	0	0	0	4.0	5	2	2	1	0	0	5	1	0	.313
2017	SEATTLE	12-5	2.98	24	24	0	0	0	136.0	113	47	45	9	3	37	156	15	1	.223
	SEATTLE	11-6	3.76	28	28	2	1	0	160.1	134	67	67	23	1	42	208	8	0	.224
2019	NEW YORK - AL	15-6	3.82	29	29	0	0	0	150.2	138	71	64	23	2	55	186	7	1	.242
2020	NEW YORK - AL	1-1	6.64	5	5	0	0	0	20.1	23	17	15	4	1	7	26	2	0	.284
2021	SEATTLE	0-0	6.75	1	1	0	0	0	1.1	0	1	1	0	0	1	2	1	0	.000
2022	GCL Red Sox	0-0	0.00	1	1	0	0	0	0.2	0	0	0	0	0	0	0	0	0	.000
2023	BOSTON	7-5	4.50	19	19	0	0	0	96.0	93	51	48	18	2	33	101	5	0	.250
	Worcester	2-3	6.23	6	5	0	0	0	21.2	18	16	15	2	0	16	26	1	0	.217
Major League - 10 years		64-38	3.69	156	156	2	1	0	850.2	777	384	349	99	11	264	932	55	2	.240
Minor League- 9 years		29-27	3.73	92	89	2	1	0	443.2	420	215	184	30	6	196	476	45	2	.251

Career Postseason Pitching Record

Year	Team	W-L	ERA	G	GS	CG	SHO	SV	IP	H	R	ER	HR	HB	BB	SO	WP	BK
2021	ALDS: NYY vs. MIN	0-0	5.79	1	1	0	0	0	4.2	5	3	3	2	0	1	8	0	0
	ALCS: NYY vs. HOU	1-0	2.16	2	2	0	0	0	8.1	8	2	2	0	0	6	12	1	0
Postseason Totals		1-0	3.46	3	3	0	0	0	13.0	13	5	5	2	0	7	20	1	0
LDS Totals		0-0	5.79	1	1	0	0	0	4.2	5	3	3	2	0	1	8	0	0
LCS Totals		1-0	2.16	2	2	0	0	0	8.1	8	2	2	0	0	6	12	1	0

Career Single-Game Bests

Low-Hit Complete Game:	0, May 8, 2018 at TOR	Most Strikeouts:	16, May 2, 2018 vs. OAK
Most Innings Pitched Starter:	9.0, (2x), last, May 19, 2018 vs. DET	Most Walks:	6, May 12, 2014 at TOR
Most Innings Pitched Reliever:	---	Longest Winning Streak:	10 games, August 2 - Sept. 21, 2019
Most Earned Runs Allowed:	8, September 22, 2014 at TOR	Longest Losing Streak:	4 games, (2x), last, May 28, 2015 - June 6, 2016

Career Fielding Record

Position	PCT	G	PO	A	E	TC	DP
Pitcher	.918	156	10	57	6	73	2

Career Transactions

- June 9, 2009: Drafted by the Toronto Blue Jays in the 1st round (37th pick) of the 2009 amateur draft, but did not sign.
- June 8, 2010: Drafted by the Seattle Mariners in the 4th round of the 2010 amateur draft. Player signed March 4, 2011.
- November 19, 2018: Traded by the Seattle Mariners to the New York Yankees for Dom Thompson-Williams (minors), Justus Sheffield and Erik Swanson.
- February 18, 2021: Signed as a Free Agent with the Seattle Mariners.
- December 1, 2021: Signed as a Free Agent with the Boston Red Sox.
- January 29, 2024: Signed as a Free Agent with the Los Angeles Dodgers.

Injured List

- April 9 - August 14, 2014 (left latissimus dorsi muscle strain)
- May 29 - Sept. 13, 2015 (strained tendon in middle finger)
- August 16 - 25, 2016 (left elbow contusion)
- May 5 - 31, 2017 (left forearm strain)
- August 11 - Sept. 15, 2017 (strained pectoral muscle)
- July 13 - 30, 2018 (lower back inflammation)
- August 15 - Sept. 1, 2018 (left forearm contusion)
- May 4 - 29, 2019 (left knee inflammation)
- August 24 - Sept. 16, 2020 (left flexor strain)
- April 7 - December 1, 2021 (left forearm strain)
- March 30 - May 10, 2023 (right hamstring strain)
- Sept. 10 - October 2, 2023 (right knee inflammation)



Evan
PHILLIPS

RHP | 59

@evan_phillips33

Bats: Right **Throws:** Right

Height: 6-2 **Weight:** 215

Opening Day Age: 29

Born: September 11, 1994 in Salisbury, MD

Resides: Tampa, FL

Acquired: Claimed off waivers on August 16, 2021 from Tampa Bay

ML Service: 3.136

MLB Debut: July 3, 2018

Career Highlights

- * Maryland native enters his fourth year with Los Angeles after solidifying his position as a dependable reliever in the Dodger bullpen
- * In 182 career games (one start) in the Majors, the righty owns a 11-11 record and 27 saves with 3.38 ERA (72 ER/191.2 IP) with 222 strikeouts...possesses a 10.42 strikeout-per-nine innings mark with a .203/.291/.318 career slashline
- * Tallied a career-high 24 saves in 27 opportunities last season (89%)...locked down 11 consecutive saves from July 29-Sept.16, 2023 and had a span of 13 straight outings without giving up an earned run (Aug. 9-Sept. 20, 2023)
- * Earned his first Major League win on August 2, 2020 vs. Tampa Bay with Baltimore, tossing a scoreless frame with a strikeout...later recorded his first save on August 13, 2021 against Minnesota as a member of Tampa Bay, firing 3.0 innings of one-run ball, striking out two
- * Made his Major League debut with the Braves on July 3, 2018 at New York (AL), tossing 2.1 innings and allowing two runs on one hit, one home run with two walks and a strikeout
- * Became the 26th Maryland-born player to appear in a game for the Orioles on August 3, 2018
- * Owns a lifetime 19-20 record over 187 games (two starts) in the minors, producing a 3.76 ERA (110 ER/263.0 IP) with 306 strikeouts against 118 walks...has a 1.28 WHIP and has limited hitters to a .229 batting average
- * Was named a 2018 Mid-Season All-Star with Triple-A Gwinnett and in 2016 with Single-A Carolina...also awarded as an AFL Rising Star in 2016 with the Salt River Rafters
- * Originally selected by the Atlanta Braves in the 17th round of the 2015 First-Year Player Draft and signed by scout Billy Best

Year-By-Year

2023

- The Maryland native followed up his career best 2022 campaign with another dominant season in 2023, going 2-4 with a 2.05 ERA (14 ER/61.1 IP) and a career-high 24 saves while producing a 0.83 WHIP...ranked eighth in the National League in saves
- Held batters to a .177/.233/.302 slashline and posted a 9.68 strikeouts per nine innings rate
- Produced even better numbers after the All-Star break, going 1-1 with a 1.38 ERA (4 ER/26.0 IP) cin 25 games compared to 1-3 with a 2.55 ERA (10 ER/35.1 IP)
- In the NLDS, he made two appearances, firing 1.2 scoreless innings while striking out three

Locked down 11 consecutive saves from July 29-Sept.16...did not give up an earned run in 13 straight appearances (Aug.9-Sept.20)...excelled with runners in scoring position, holding the opposition to a measly .140 average...fared better against righties, limited them to a .131 average compared to a .222 average against lefties...recorded a season-high four strikeouts on June 15 against Chicago-AL in two innings of work

2022

- Dominant right-handed reliever had a breakout season, posting a 7-3 record in 64 games with a career-best 1.14 ERA (8 ER/63.0 IP) and 77 strikeouts against just 15 walks...set career highs in innings pitched, strikeouts, holds (19), games, and wins
- Held hitters to a career-low .155 average, allowing just eight runs to score in 64 appearances...limited right-handed hitters to a .142/.210/.204 slashline and lefties to a .170/.229/.220 slashline
- Pitched incredibly well when ahead in the count, holding the opposition to a .115 average (10-for-87) in 62 instances...when behind in the count, allowed hitters to a .234 average (11-for-47) in 55 games

- Among relievers with 50+ innings, he was the Major League leader in ERA, fourth in WHIP (0.76) and sixth in opponents' batting average against (.155)
- Went 10.1 innings without allowing a run from June 21st - July 14th...did not allow a run in 15 straight outings from July 23 - Aug. 30 (14.2 IP)...posted a 0.27 WHIP in that span...only gave up two runs from Aug. 2 until the end of the year, a span of 24 outings
- Did not allow an earned run in June and held opponents to a .135 average (5-for-43) with 12 strikeouts to just three walks...later held opponents to a 0.96 ERA (1 ER/9.1 IP) in September and struck out 14 to just three walks
- Earned all seven wins on home turf, posting a 1.41 ERA (5 ER/32.0 IP) with 41 strikeouts and just 11 walks in 33 outings...posted a 0.91 WHIP and limited hitters to a .165 average

Tallied 2+ strikeouts in 22 of 64 games, striking out the side in two instances (July 5 vs. COL, Sept. 18 at SF)...did not allow a hit over seven games from April 12 to April 29, striking out nine during the span and collected his first win of the season on April 16 vs. CIN...strung together nine straight appearances without giving up a hit from Aug. 6 - 30, striking out 10 batters in the process, not factoring in any decisions during the span...pitched in his second career Postseason, appearing in three games for 3.1 total innings, striking out six and walking just one, not factoring in any decisions

2021

- Made stops at Triple-A Norfolk and Triple-A Durham before appearing in one game with Tampa Bay and later seven games with Los Angeles
- Combined for a 1-1 record over eight games between the Rays and Dodgers, posting a 3.38 ERA (5 ER/13.1 IP) and 1.20 WHIP...struck out 11 batters and walked just five
- Recorded his first save on August 13, 2021 against Minnesota as a member of Tampa Bay, firing 3.0 innings of one-run ball, striking out two...his 3.0 innings matched his career-high
- Was tough against left-handed and right-handed batters, limiting the opposition to a .125 and .286 average respectively
- Struck out two batters in five different games and did not allow a run in four of his eight relief appearances
- Made his first Major League Postseason roster, pitching in two games for a total of 3.0 scoreless innings...allowed just one hit and struck out six
- Pitched in 18 games with Triple-A Norfolk, producing a 1-1 record...struck out 35 batters across 25.0 innings and walked 14, recording two holds
- With Triple-A Durham, the righty appeared in two games (one start) for 3.1 innings, striking out three without issuing a walk

2020

- Pitched in 14 games for Baltimore, registering a 1-1 record with a 5.02 ERA (8 ER/14.1 IP)
- Struck out 20 batters and walked ten...put out a 1.67 WHIP
- Limited lefties to a .158 average while keeping right-handed batters to a .297 average...also did not give up a hit in any bases loaded situations
- Earned his Major League win on August 2, 2020 vs. Tampa Bay with Baltimore, tossing a scoreless frame with a strikeout
- His longest outing occurred on Sept. 19 against Tampa Bay, where he tossed 2.0 scoreless innings with four strikeouts and just one hit allowed
- Fanned four batters on two different days (9/17 at TB, 9/19 vs. TB)...did not allow a walk in nine of his 14 relief appearances
- Did not allow a run in ten of his 14 outings, striking out 16 through 10.2 innings

2019

- Bounced between Triple-A Norfolk and the Orioles...made eight different stints in the big leagues throughout the year
- Was recalled on April 9 and made his season debut that night against Oakland, working a career-high 3.0 shutout innings in relief and striking out a career-high four batters
- Struck out 40 batters in 28.0 innings with the Orioles, averaging 12.86 strikeout-per-nine innings mark...struck out multiple batters in 12 of his 25 appearances
- Recalled as the 26th player for the doubleheader on May 15...was later recalled for the final time on September 3, allowing just one run in his final seven appearances (8.2 IP)
- Made 27 appearances for Triple-A Norfolk, going 1-2 with a 3.86 ERA (17 ER/39.2 IP), 17 walks, and 44 strikeouts

2018

- * Made his Major League debut with the Braves on July 3 at NYY, tossing 2.1 innings and allowing two runs on one hit, one home run with two walks and a strikeout
- * Made his Orioles debut on August 3 at Texas, tossing 2.0 scoreless frames with three strikeouts
- * Registered his first career start on Sept. 17 vs. Toronto, working 2.0 innings and allowing three runs on three hits, one home run, with two punchouts
- * Made four appearances for Atlanta, going 0-0 with a 8.53 ERA (6 ER/6.1 IP), four walks, and three strikeouts

* Made 39 appearances combined between Triple-A Gwinnett and Triple-A Norfolk, going 4-6 with eight saves, a 2.28 ERA (13 ER/51.1 IP) and 72 strikeouts

* Became the 26th Maryland-born player to appear in a game for the Orioles

2017

* Made 40 combined appearances between Double-A Mississippi and Triple-A Gwinnett, going 3-4 with a 6.14 ERA (35 ER/51.1 IP) and 53 punchouts

* Started the campaign with Mississippi before being promoted to Gwinnett on May 30...made two stints on the injured list, from May 10-17 with a left toe contusion and again from August 24-31 with a left thigh bruise

* Allowed only one run in a stretch of 20.1 innings, spanning from May 9 - June 30, lowering his ERA from 12.83 to 0.71 during that span

2016

• Divided his season between Single-A Advanced Carolina and Double-A Mississippi, combining to go 8-4 with a 3.02 ERA (21 ER/62.2 IP) with 62 strikeouts in 43 games

• Was second among Braves minor leaguers in saves (10) and was tied for seventh in wins (8)

• Named a Carolina League Mid-Season All-Star...following the season, he played for the Salt River Rafters of the Arizona Fall League

2015

• Split his first professional season between Rookie-level Danville and Single-A Rome...pitched to a 2-3 record with a 2.73 (9 ER/29.2 IP) and 37 strikeouts in 18 games across two levels

• His 11.2 strikeout-per-nine innings was the fifth-highest mark in the Braves minor leagues (min. 20.0 IP)

Personal

Evan John Phillips...born on Sept. 11, 1994 in Salisbury, Maryland...Married to wife Elizabeth...Welcomed their first child, Beau, in April, 2023...attended college at University of North Carolina Wilmington...originally selected by the Atlanta Braves in the 17th round of the 2015 First-Year Player Draft...signed by scout Billy Best

Career Pitching Record																				
Year	Team	W-L	ERA	G	GS	CG	SHO	SV	IP	H	R	ER	HR	HB	BB	SO	WP	BK	AVG	
2015	Danville	1-1	0.68	6	0	0	0	0	13.1	8	1	1	1	0	4	17	1	0	.178	
	Rome	1-2	4.41	12	0	0	0	2	16.1	13	9	8	1	2	8	20	3	0	.228	
2016	Carolina	2-1	1.27	21	0	0	0	8	28.1	18	6	4	0	1	8	19	0	0	.180	
	Mississippi	6-3	4.46	22	0	0	0	2	34.1	33	21	17	2	1	16	43	3	0	.262	
2017	Mississippi	1-1	8.14	15	0	0	0	1	21.0	22	19	19	5	1	11	24	1	0	.278	
	Gwinnett	2-3	4.75	25	1	0	0	2	30.1	30	17	16	1	3	23	29	2	0	.268	
2018	Gwinnett	4-4	1.99	31	0	0	0	8	40.2	28	12	9	1	4	14	59	4	0	.199	
	Norfolk	0-2	3.38	8	0	0	0	0	10.2	6	4	4	1	0	3	13	0	0	.158	
	BALTIMORE	0-1	18.56	5	1	0	0	0	5.1	7	13	11	2	1	6	5	1	0	.304	
	ATLANTA	0-0	8.53	4	0	0	0	0	6.1	6	6	6	3	0	4	3	0	0	.240	
2019	Norfolk	1-2	3.86	27	0	0	0	1	39.2	35	18	17	2	3	17	44	5	0	.233	
	BALTIMORE	0-1	6.43	25	0	0	0	0	28.0	32	20	20	2	5	20	40	2	0	.286	
2020	BALTIMORE	1-1	5.02	14	0	0	0	0	14.1	14	8	8	1	3	10	20	1	1	.250	
2021	Durham	0-0	2.70	2	1	0	0	0	3.1	4	1	1	0	0	0	3	0	0	.286	
	Norfolk	1-1	5.04	18	0	0	0	0	25.0	21	16	14	5	0	14	35	2	1	.233	
	TAMPA BAY	0-0	3.00	1	0	0	0	1	3.0	3	1	1	1	0	0	2	0	0	.250	
	LOS ANGELES	1-1	3.48	7	0	0	0	0	10.1	8	5	4	0	1	5	9	1	0	.200	
2022	LOS ANGELES	7-3	1.14	64	0	0	0	2	63.0	33	11	8	2	3	15	77	0	0	.155	
2023	LOS ANGELES	2-4	2.05	62	0	0	0	24	61.1	38	19	14	6	3	13	66	1	0	.177	
Major League - 5 years		11-11	3.38	182	1	0	0	27	191.2	141	83	72	17	16	73	222	6	1	.203	
Los Angeles - 2 years		10-8	1.74	133	0	0	0	26	134.2	79	35	26	8	7	33	152	2	0	.168	
Minor League- 6 years		19-20	3.76	187	2	0	0	24	263.0	218	124	110	19	15	118	306	21	1	.229	

Career Postseason Pitching Record

Year	Team	W-L	ERA	G	GS	CG	SHO	SV	IP	H	R	ER	HR	HB	BB	SO	WP	BK
2021	NLCS: LAD vs. ATL	1-0	0.00	2	0	0	0	0	3.0	1	0	0	0	0	2	6	0	0
2022	NLDS: LAD vs. SD	0-0	0.00	3	0	0	0	0	3.1	1	0	0	0	0	1	6	0	0
2023	NLDS: LAD vs. ARI	0-0	0.00	2	0	0	0	0	2.1	2	0	0	0	1	1	3	0	0
Postseason Totals		1-0	0.00	7	0	0	0	0	8.2	4	0	0	0	1	4	15	0	0
LDS Totals		0-0	0.00	5	0	0	0	0	5.2	3	0	0	0	1	1	9	0	0
LCS Totals		1-0	0.00	2	0	0	0	0	3.0	1	0	0	0	0	2	6	0	0

Career Single-Game Bests

Low-Hit Complete Game:	--	Most Strikeouts:	4, (4x), last, June 15, 2023 vs. CWS
Most Innings Pitched Starter:	2.0, Sept. 17, 2018 vs. TOR	Most Walks:	4, August 16, 2020 vs. WAS
Most Innings Pitched Reliever:	3.0, (2x), last, August 13, 2021 at MIN	Longest Winning Streak:	7 games, June 30, 2022 - May 22, 2023
Most Earned Runs Allowed:	4, (4x), last, August 15, 2018 vs. NYM	Longest Losing Streak:	4 games, June 4-Sept. 11, 2023

Career Fielding Record

Position	PCT	G	PO	A	E	TC	DP
Pitcher	.964	182	14	13	1	28	1

Career Transactions

- June 10, 2015: Drafted by the Atlanta Braves in the 17th round of the 2015 amateur draft. Player signed June 12, 2015.
- July 31, 2018: Traded by the Atlanta Braves with Brett Cumberland (minors), JC Encarnación (minors), Bruce Zimmermann and international bonus slot money to the Baltimore Orioles for Kevin Gausman and Darren O'Day.
- August 4, 2021: Signed as a Free Agent with the Tampa Bay Rays.
- August 16, 2021: Selected off waivers by the Los Angeles Dodgers from the Tampa Bay Rays.

Injured List

- Sept. 23 -28, 2020 (right elbow inflammation)
- August 20 - 30, 2021 (right quad strain)



Miguel
ROJAS

IF | 11

@miggyslocker

Bats: Right **Throws:** Right

Height: 6-0 **Weight:** 188

Opening Day Age: 35

Born: February 24, 1989 in Los Teques, Venezuela

Resides: Miami, FL

Acquired: Traded from the Miami Marlins for SS Jacob Amaya on Jan 11, 2023

ML Service: 9.043

MLB Debut: June 6, 2014

Career Summary

* Venezuelan born infielder returns for his second season with the Dodgers after being traded for infielder Jacob Amaya during the 2022 offseason...made his Major League debut with the Boys in Blue on June 6, 2014

* In 10 Major League seasons with the Marlins (2015-2022) and the Dodgers (2014, 2023), the righty owns a .257/.311/.354 career slashline in 1080 games for 155 doubles, 11 triples, 44 home runs, and 300 RBI...has stolen 54 bases and walked 220 times

* Named the Marlins' winner of the MLBPA Heart and Hustle Award for the 2019 and 2021 season, an esteemed award that honors active players who demonstrate a passion for the game of baseball and best embody the values, spirit, and traditions of the game

* Named a Rawling Gold Glove Award finalist at shortstop in 2020 after making just three errors in 165 chances (.982)...was also the Marlins nominee for the 2020 Roberto Clemente Award

* Named the Jeff Conine "Mr. Marlin" award winner by South Florida BBWAA in both 2018 and 2021, given to the player whose commitment to the game is embodied in his integrity and unselfish play (Baseball Almanac)

* Recorded first career walk-off hit on March 30, 2018 vs. Cubs with a single, marked his second career walk-off RBI (sac fly on August 26, 2017 vs. San Diego)

* Hit first career home run on July 9, 2014 at Detroit off of Max Scherzer...started his first Major League game on June 8, 2014 at Colorado at third base and notched his first career hit (single) and RBI in top of sixth inning

* Made his Major League debut with the Dodgers on June 6, 2014 at Colorado as a defensive replacement at shortstop in the eighth inning...later made his first career start on June 8 at Colorado at third base

* Spent his first seven professional minor league seasons in the Reds organization, first seeing action with the Venezuelan Summer League in 200

* Signed as a non-drafted free agent on Nov. 24, 2005 by the Reds by scouts Luis Baez and Maximo Rombley

Year-By-Year

2023

- Slashed .236/.290/.322/.612 with 16 doubles, one triple, five home runs and 31 RBI in 125 games
- Spent the majority of the year at shortstop, producing a .986 fielding percentage, making six errors in 430 total chances over 953.2 innings...played seven innings at second base, two innings at third base, and three innings on the mound
- Made his first career pitching appearance on July 30 against the Reds, going 1.0 inning, giving two hits and one run...collectively, he went 0-0 with a 6.00 ERA (2 ER/3.0 IP)
- Tied a career-high with a four-hit performance on September 10 against the Nationals (Last:4/20/21 vs. BAL)
- Ended the season by producing his best month in September, slashing .300/.338/.429/.767 with two homers and seven RBI
- Performed better against left-handed pitching, hitting .286 (38-for-133) and hit .210 (53-for-252) against right-handers

- Tallied the third highest batting average on the team in the postseason, hitting .333 (2-for-6)

Tied a career-high with a four-hit performance on September 10 against the Nationals (Last: 4/20/21 vs. BAL)...ended the season by producing his best month in September, slashing .300/.338/.429/.767 with two homers and seven RBI...performed better against left-handed pitching, hitting .286 (38-for-133) and hit .210 (53-for-252) against right-handers

2022

- Slashed .236/.283/.323 in 140 games (team-high) for Miami, totaling 19 doubles, two triples, six home runs, and 36 RBI...struck out 61 times and walked 26
- Led the charge in multiple offensive categories: games (1st, 140), hits (1st, 111), total bases (4th, 152), and doubles (5th, 18)
- Started 132 games at shortstop (136 GP), producing a .987 fielding percentage, committing just seven errors in 531 total chances...also appeared at first base for ten games over 28.0 innings
- Stole nine bases, tying his second-highest mark (2019)...set a career-best in 2021 with 13 swipes
- Established an eight-game hitting streak from July 22 - 31, slashing .323/.364/.419 during that span with three doubles and six RBI...was tied for fourth best on the team with Jacob Stallings
- Carried a ten-game on-base streak from May 20 - June 1, hitting .297 (11-for-37) with three doubles and six RBI during the span...currently on a seven-game on-base streak dating back to Sept. 24
- Produced his best offensive month in June, slashing .281/.330/.416/.746 with three doubles, three homers, and 11 RBI
- Recorded a .353 average (6-for-17) in 17 games with a 2-0 count, also averaged .333 (18-for-54) in 46 games with a 0-1 count and a .333 average (24-for-72) when starting a fresh at-bat...faired well when behind in the count, producing a .269/.282/.325 slashline in 100 games
- Was traded to the Dodgers on January 11 for shortstop Jacob Amaya

Had two six-game on-base streaks: June 11 - June 17 and June 26 - July 2, totaling five doubles two homers, and seven RBI during the 12 games...held a .222/.280/.305 slashline with seven doubles and three homers for 20 RBI during 71 home contests compared to a .250/.280/.305 slashline across 69 road games with 12 doubles, three home runs, and 16 RBI...had similar offensive numbers before and after the All-Star break, averaging .240 (66-for-275) with 21 RBI before the Midsummer Classic and a .230 (45-for-196) average with 15 RBI after the game...did not record a hit as a pinch hitter over three at-bats...established a six-game hit streak from June 26 - July 2, averaging .350 (7-for-20) with one home run and three RBI

2021

- Played in 132 games with the Marlins, hitting .265 with career highs for a single season with 30 doubles, 36 walks and 13 stolen bases...also smashed nine home runs and 48 RBI
- Named the Marlins' winner of the MLBPA Heart and Hustle Award for the 2021 season, an esteemed award that honors active players who demonstrate a passion for the game of baseball and best embody the values, spirit, and traditions of the game
- Named the Jeff Conine "Mr. Marlin" award winner by South Florida BBWAA, given to the player whose commitment to the game is embodied in his integrity and unselfish play (Baseball Almanac)
- Had 36 multi-hit games on the season and owned .768 OPS at home (69 games) and .658 OPS on the road (63 games)
- Played shortstop for 128 games (124 GS) for a total of 1073.0 innings, committing just 11 errors in 485 total chances...contributed with 283 assists
- Missed 18 games from May 28-June 18 with a left index finger dislocation

2020

- Averaged .304 with four home runs, 10 doubles and 20 RBI in 40 games in 2020...started the season 7-for-10 with a home run, double, triple and five RBIs before landing on the Injured List on Aug. 4
- Hit a game-tying three-run home run against PHI to help win the opening series of the season
- In his first at-bat back from the IL on Aug. 21, hit a three-run home run off Washington's Patrick Corbin in the 2nd inning at Nationals Park
- Had hits in each of his first three Postseason games, including a home run in the second inning Game 1 of the Division Series against Atlanta off Max Fried
- Named a Rawling Gold Glove Award finalist at shortstop at the end of the season after making just three errors in 165 chances (.982)...was also named the Marlins nominee for the 2020 Roberto Clemente Award

2019

- Entered his fifth season with the Marlins and set new career-highs in hits (137), doubles (29), runs scored (52), and walks (32)...hit .285 (137-for-483), his highest single-season average since batting .290 in 90 games in 2017
- His .285 average as a shortstop was the sixth-best mark in the National League, and the eighth best average by a Marlin, the best since José Reyes hit .287 in 2012
- Homered in three consecutive games from July 27-29, all coming from the leadoff spot. The first two

home runs of this streak were leadoff homers, while the third came in the second inning...He was just the third Marlin (fourth time) to homer in three straight games when batting leadoff, joining Hanley Ramirez (June 29-July 1, 2008; August 4-7, 2007) and Cliff Floyd (April 1-3, 1998). According to the Elias Sports Bureau, he was just the second player in Club history with a leadoff homer in back-to-back games, joining Hanley Ramirez, who did so on July 17-18, 2006 vs. Washington...His three leadoff homers tied for the fourth-most in Club history (Hanley Ramirez holds the top three spots)

- On September 17 at Arizona, went 4-for-6 with three doubles and six RBI, setting a career high in RBI and tying a career best in doubles...He became just the second shortstop since 1900 to record three-or-more doubles and at least six RBI in a single game. The other was St. Louis's Ozzie Smith, who did so on June 17, 1993 at the Cubs (5-for-5, 3 2B, 6 RBI) (Elias Sports Bureau)
- Had a career-long 12-game hitting streak from July 21 through the second game of a double header at the Mets on August 5 (.372; 16-for-43, 2B, 3B, 3 HR, 4 RBI). Left game two of that doubleheader with a right hamstring strain and was placed on 10-day IL on August 7
- Was reinstated from Injured List on Sept. 1 and batted .288 (23-for-80) over his final 19 games of the season

2018

- Continued to set career-highs for games (153), runs scored (44), hits (123), home runs (11), RBI (53) and steals (6) in 153 games with Miami
- First Marlin playing primarily at shortstop to reach 10 home runs since Jose Reyes in 2012 (11)
- Named 2018 "Mr. Marlin" award winner by South Florida BBWAA
- Recorded first career walk-off hit on March 30 vs. Cubs (single); marked second career walk-off RBI (sac fly on August 26, 2017 vs. San Diego)
- Had 10-game hitting streak from April 7-17, batting .350 (14-for-40) with a double, two home runs, and three RBI, marking longest hitting streak of career within a single season, and tied for longest career hitting streak spanning multiple years (also, September 25, 2017 to April 1, 2018)
- Launched first career multi-HR game on May 20 at Atlanta.

2017

- Started the season with the Marlins before being placed on the Injured List on May 8 with a right thumb fracture...did not play baseball until July 8
- Bounced back to set new career highs in runs (37), hits (79), doubles (16), triples (2), RBI (26), and average (.290) as the Club's primary shortstop despite missing most of first half with the right thumb fracture...his average ranked third on the team behind Marcell Ozuna (.312) and Dee Gordon (.308)
- Recipient of the "Good Guy" Award, as voted on by the South Florida chapter of BBWAA
- Had a hit in 52 of 75 starts, batting .288 (76-for-264)...made 70 starts at shortstop, three at third base and two at second base
- Recorded career-high four RBI on September 25 at Colorado...had eight-game hitting streak (.375/12-for-32) snapped on September 24 at Arizona; was tied for career best
- Posted first career walk-off RBI with sac fly in 11th inning on August 26 vs. San Diego
- Made 10 rehab appearances with Double-A Jacksonville (two games; .143/1x7) and Single-A Jupiter (eight games; .308/8x26).

2016

- Spent the entire season at the Major League level with the Marlins, batting .247/.288/.325 in 123 games...established a career-high 48 hits
- Had first career stolen base on June 23 vs. Cubs...later became just seventh player in Club history to go 2-for-2 with 2 runs scored coming off the bench on June 26; first since Gaby Sanchez (4/16/10)
- Had a hit in 15 of last 22 games started (.293/22-for-75), with seven doubles, a home run, and four RBI...Batted .262 (37-for-41) in 44 starts overall, with 10 doubles, a home run, and 13 RBI
- Made first of 41 career appearances at first base on April 5 vs. Detroit, and first of three starts there on July 24 vs. the Mets, making no errors in 104.1 innings at first base, none in 170.2 innings at second base, and none in 43.0 innings at third base; made 4 errors in 208.2 innings at shortstop

2015

- Opened season with Triple-A New Orleans in the Marlins organization after an off-season trade with the Dodgers with teammates Dee Gordon and Dan Haren
- Batted .301 (75-for-249) in 65 games through June 26 with Triple-A New Orleans before being recalled to Marlins for remainder of season...Led NOLA in hits at time of recall
- Opened 2015 with .328 (20-for-61) average in April, followed by .347 (34-for-98) mark in May that earned him Marlins' Minor League Player of the Month award
- Appeared in 60 games for Miami after recall, making his Marlins' debut on June 27 vs. the Dodgers, his former team...recorded career bests in hits (40), doubles (7), RBI (17), and average (.282)
- Hit .354 (23-for-65) over last 20 games, with three doubles, a home run, and nine RBI...his average over that stretch (September 11-end of season) led Major League shortstops.

- Appeared in 18 games for Tiburones de La Guaira in Venezuelan Winter League following the season, batting .177 (11x62) with seven runs scored and five RBI.

In 24 games off the bench, batted .273 (6-for-22), with two doubles and four RBI...Had three-run pinch-hit double on August 5 vs. the Mets; first such hit by a Marlins' player since Brett Carroll on September 2, 2009 vs. Atlanta, also tying his career single-game high with three RBI...Tied career-high with three hits on July 2 vs. San Francisco and Sept. 25 vs. Atlanta (also, Aug. 10, 2014 at Milwaukee)

2014

- Opened season with Triple-A Albuquerque and hit .302 (48-for-159) in 51 games prior to selection to Major League roster on June 6
- After batting just .246 (15-for-61) over 21 games in April, rebounded by batting (33-for-98) over 30 games in May (27) and June (3), with 21 runs scored, four home runs and nine RBI...hit home runs in consecutive games on May 28 - 29 (both at Sacramento) and June 2 - 3 (both vs. Salt Lake), marking first back-to-back games with homers in career
- Was in midst of eight-game hitting streak at time of promotion, batting .412 (14-for-34)... Scored at least one run in every game during that stretch (12 total), including three on June 2 vs. Salt Lake, and had four home runs and seven RBI
- Made his Major League debut on June 6 at Colorado as a defensive replacement at shortstop in the eighth inning...later made his first career start on June 8 at Colorado at third base and notched his first career hit (single) and RBI in top of sixth inning
- Dodgers were 59-26 (.694) when Rojas appeared in a game...had first career multi-hit game on June 17 vs. Colorado (2-for-3), and recorded first multi-RBI game next night, also vs. Rockies
- Hit first career home run on July 9 at Detroit (Max Scherzer)

2013

- Appeared in team-high 130 games for Double-A Chattanooga as the team's primary shortstop, batting .233 (98-for-420) with five home runs and 32 RBI...tied for second on the team in both triples (2) and walks (40)
- Selected as the Dodger Pride Award winner for the month of July after posting a .280 batting average (25-for-75) with seven runs, 21 hits, three doubles and four RBI in 25 games
- Recorded four consecutive multi-hit performances from July 27-30 and recorded his first four-hit game on July 14

2012

- Split his season between Triple-A Louisville and Double-A Pensacola in the Reds farm system...was transferred between the two clubs five times in the season
- Played defensively at second base (28 G, 21 GS) and shortstop (46 G, 41 GS), committing just six errors over 542.0 innings
- With Triple-A Louisville, recorded a .186/.226/.233 slashline across 44 games for three doubles, seven home runs, and one home run...was his only home run of the season
- With Double-A Pensacola, smacked his way to a .210/.294/.217 slashline in 58 games...totaled ten RBI and 16 walks
- Signed by the Dodgers as a free agent on Nov. 13, 2012

2011

- Played in just 74 games with both Rookie-level Reds and Double-A Carolina, tabbing a combined .273/.332/.309 slashline for nine doubles, 30 RBI, and 40 strikeouts against 22 walks
- Defensively appeared at second bases (7 G, 6 GS) and third bases (10 G, 9 GS) across both levels...kept a .955 fielding percentage while committing just three errors

2010

- Opened his season with Single-A Lynchburg and recorded a hit in six of his first eight games...later promoted to Double-A Carolina and appeared at Rookie-Level Reds also
- Produced a combined .236/.278/.273 slashline across three levels in 82 games for 19 RBI
- Was on the Injured List from June 23 - Aug. 27...produced a .246 (15-for-61) average in 17 games after his return from the Injured List
- Named best defensive shortstop in the Cincinnati system by Baseball America

2009

- Played for Single-A Lynchburg for the first time in his professional career, setting a personal best in games (130)
- Was named the Midwest Leagues best defensive shortstop by Baseball America
- Recorded a career-best 10-game hitting streak from May 2 - 13, batting .371 (13-for-35) with a home run and four RBI

2008

- Played for Rookie-Level BIL in the Pioneer League, averaging .183 (38-for-208) with eight doubles...

started 61 games at shortstop, producing a .963 fielding percentage while committing just 10 errors in 573 total chances

2007

- Spent majority of his season with VSL Cincinnati for 30 games, slashing .228/.336/.337 for five doubles, two home runs, and nine RBI...later promoted to DSL Reds, where he spent seven games for a .250 average (4-for-16)

2006

- Made his professional debut with VSL Cincinnati, batting .178/.317/.197 in 58 games for three doubles and eight RBI...signed as a non-drafted free agent on Nov. 24, 2005 by the Reds

Personal

Miguel Elias Rojas Naidenoff...born February 24, 1989 in Los Teques, Venezuela...married to wife Mariana Rojas Gamboa; they have a son, Aaron Elias and daughter Amber Lucia... despite not watching his first American football game until 2017, won the 2017 Marlins' clubhouse fantasy football league along with co-owners Martin Prado and then-head athletic trainer Dustin Luepker. His team, Tres Amigos, made a run to the semifinals in 2019 but has yet to return to its 2017 glory...Rojas changed his number from 19 to 11 for the 2022 season to honor his grandfather who passed away during the offseason...Rojas wore 11 as a child in Venezuela where his grandfather instilled the love of baseball in him...made his Major League debut on June 6, 2014...signed as a non-drafted free agent on Nov. 24, 2005 by the Reds... signed by scouts Luis Baez and Maximo Rombly

Career Batting Record																				
Year	Team	AVG	G	AB	R	H	2B	3B	HR	RBI	SH	SF	HP	BB	SO	SB	CS	OBP	SLG	E
2006	VSL Reds	.178	58	157	21	28	3	0	0	8	7	0	8	24	28	9	4	.317	.197	24
2007	VSL Reds	.228	30	101	12	23	5	0	2	9	3	1	3	14	11	1	1	.336	.337	6
	DSL Reds	.250	7	16	3	4	1	0	0	0	3	0	0	3	0	1	0	.368	.313	0
2008	Billings	.183	61	208	27	38	8	1	1	21	2	0	4	14	35	3	1	.248	.245	10
	Daytona	.273	130	469	50	128	16	3	3	49	15	4	4	35	44	14	8	.326	.339	13
2010	AZL Reds	.750	1	4	1	3	0	0	0	1	0	0	0	0	0	1	0	.750	.750	0
	Lynchburg	.230	74	244	28	56	3	2	1	14	8	0	3	11	38	12	4	.271	.270	16
2011	AZL Reds	.471	6	17	6	8	3	0	0	6	0	0	2	6	1	4	1	.640	.647	0
	Carolina	.259	68	239	28	62	6	0	0	24	7	3	0	16	39	11	7	.302	.285	8
2012	Pensacola	.210	58	143	14	30	1	0	0	10	0	0	1	16	17	2	3	.294	.217	4
	Louisville	.188	44	129	9	24	3	0	1	7	7	1	0	7	16	0	0	.226	.233	2
2013	Charlotte	.233	130	420	45	98	12	2	5	32	13	2	3	40	49	10	4	.303	.307	16
2014	Albuquerque	.302	51	159	27	48	9	0	4	13	0	1	3	10	21	7	3	.363	.434	1
	LOS ANGELES	.181	85	149	16	27	3	0	1	9	1	0	2	10	28	0	0	.242	.221	7
2015	MIAMI	.282	60	142	13	40	7	1	1	17	2	2	0	11	16	0	1	.329	.366	2
	New Orleans	.301	65	249	32	75	15	4	3	23	7	2	4	13	26	2	5	.343	.430	6
2016	MIAMI	.247	123	194	27	48	12	0	1	14	6	2	1	11	27	2	1	.288	.325	6
2017	Jupiter	.308	8	26	3	8	2	0	0	2	0	0	1	3	1	0	1	.400	.385	0
	Jacksonville	.143	2	7	1	1	0	0	0	0	0	0	0	1	0	0	0	.250	.143	0
	MIAMI	.290	90	272	37	79	16	2	1	26	1	2	4	27	32	2	1	.361	.375	10
2018	MIAMI	.252	153	488	44	123	13	0	11	53	2	4	9	24	69	6	3	.297	.346	4
2019	Jupiter	.143	2	7	1	1	1	0	0	0	0	0	0	0	0	0	0	.143	.286	0
	New Orleans	.364	3	11	1	4	1	0	1	1	0	0	0	0	0	0	0	.417	.727	0
	MIAMI	.284	132	483	52	137	29	1	5	46	1	5	5	32	62	9	5	.331	.379	11
2020	MIAMI	.304	40	125	20	38	10	1	4	20	0	0	2	16	18	5	1	.392	.496	3
2021	Jacksonville	.500	2	8	1	4	1	0	0	1	0	0	0	1	0	0	0	.50	.625	0
	MIAMI	.265	132	495	66	131	30	3	9	48	1	1	5	37	74	13	3	.322	.392	11
2022	MIAMI	.236	140	471	34	111	19	2	6	36	1	3	6	26	61	9	3	.283	.323	7
2023	LOS ANGELES	.238	125	385	49	91	16	1	5	31	2	5	5	26	48	8	3	.290	.322	6
Major League- 9 years		.257	1080	3204	358	825	155	11	44	300	17	24	39	220	435	54	21	.311	.354	65
Dodger Totals - 2 years		.221	210	534	65	118	19	1	6	40	3	5	7	36	76	8	3	.277	.294	13
Minor League-11 years		.246	807	2641	311	649	90	12	21	225	73	14	37	215	332	78	43	.310	.313	105

Career Postseason Batting Record

Year	Team	AVG	G	AB	R	H	2B	3B	HR	RBI	SH	SF	HBP	BB	SO	SB	CS	OBP	SLG
2014	NLDS: LAD vs. STL	.000	1	1	0	0	0	0	0	0	0	0	0	0	0	0	0	.000	.000
2020	NLDS: MIA vs. CHC	.286	2	1	2	0	0	0	0	0	0	0	0	1	1	0	0	.375	.286
	NLDS: MIA vs. ATL	.091	3	11	1	1	0	0	1	1	0	0	1	0	2	0	0	.167	.364
2023	NLDS: LAD vs. ARI	.333	3	6	0	2	0	0	0	0	0	0	0	0	0	0	0	.333	.333
Postseason Totals		.200	9	25	2	5	0	0	1	1	0	0	1	1	3	0	0	.259	.320
WC Totals		.286	2	7	1	2	0	0	0	0	0	0	0	1	1	0	0	.375	.286
LDS Totals		.167	7	18	1	3	0	0	1	1	0	0	1	0	2	0	0	.211	.333

Career Single-Game Bests

Most Hits:	4, (9x), last, September 10, 2023 at WAS	Most Stolen Bases:	2, (3x), last, May 31, 2023 vs. WAS
Most RBI:	6, September 17, 2020 vs. ATL	Most Walks:	3, (5x), last: July 22, 2021 vs. SD
Most Home Runs:	2, May 20, 2018 at ATL	Longest Hitting Streak:	12 games, July - August 5, 2019
Most Runs Scored:	3, (8x), last, June 21, 2023 at TEX	Grand Slams:	--

Career Fielding Record

Position	PCT	G	PO	A	E	TC	DP
First Base	.996	109	9	24	1	240	30
Second Base	1.000	73	58	94	0	152	16
Third Base	.970	100	43	120	5	168	9
Shortstop	.981	840	1106	1943	59	3108	469
Left Field	.000	1	0	0	0	0	0

Career Transactions

- November 24, 2005: Signed by the Cincinnati Reds as an amateur free agent.
- November 13, 2012: Signed as a Free Agent with the Los Angeles Dodgers.
- December 11, 2014: Traded by the Los Angeles Dodgers with Dee Strange-Gordon, Dan Haren and cash to the Miami Marlins for Austin Barnes, Chris Hatcher, Andrew Heaney and Enrique Hernández.
- January 11, 2023: Traded by the Miami Marlins to the Los Angeles Dodgers for Jacob Amaya (minors).

Injured List

- May 9 - August 18, 2017 (right thumb fracture)
- August 7 - September 1, 2019 (right hamstring strain)
- August 4 - 20, 2020 (protocols)
- May 28 - June 18, 2021 (left index finger dislocation)
- April 19-May 1, 2023 (left hamstring strain)



Emmet SHEEHAN

RHP | 80

@ **emmetsheehan15**

Bats: Right **Throws:** Right

Height: 6-5 **Weight:** 220

Opening Day Age: 24

Born: November 15, 1999 in New York, New York

Resides: New York, NY

Acquired: Drafted in the sixth round of the 2021 First-Year Player Draft

MLB Debut: June 16, 2023

ML Service: 0.046

Career Highlights

- * New York native enters his fourth professional season in the Dodgers organization after playing with the Los Angeles Dodgers, Double-A Tulsa and Triple-A Oklahoma City in 2023
- * Made his Major League debut against the Giants on June 16, 2023 spinning six no-hit innings, only giving up two walks while striking out three in the no decision... joins Ross Stripling as the only Dodger pitchers to pitch at least six no-hit innings in their MLB debut (April 8, 2016)
- * Earned his first Major League win on June 23, 2023 against the Astros, firing six innings and giving up three hits, two runs, two home runs and two walks while striking out four
- * Picked up his first big league save on August 3, 2023, tossing four innings of relief and giving up three hits, two runs and two walks while striking out three
- * Became the first starting pitcher since at least 1967 to fire 8.0 consecutive hitless innings to begin his Major League career according to Elias (Billy Rohr; April 14, 1967)
- * Made his first Postseason appearance, tossed 3.2 innings of relief in Game 1 of the 2023 NLDS...gave up four hits, three runs, one home run and one walk while striking out four and not factoring in the decision
- * Earned his first professional win on August 26, 2021 against Visalia with Single-A Rancho Cucamonga, pitching in relief for 2.1 innings while giving up just one hit and a striking out six
- * Recorded his first professional strikeout on August 13, 2021 with Rookie-level ACL Dodgers, striking out Jose Devers of the ACL Indians in four pitches
- * Drafted by the Dodgers in the sixth round of the 2021 MLB draft as the 192nd overall pick

Year-by-Year

2023

- Began the season with Double-A Tulsa (12 G, 10 GS) before being promoted straight to the Dodgers ahead of his Major League debut June 16...was optioned to Triple-A Oklahoma City (3 G, 1 GS) on August 4 before being recalled to the expanded Major League roster on September 1
- With the Dodgers, finished the season with a 4-1 record with a 4.91 ERA (33 ER/60.1 IP) in 13 games (11 starts)...held batters to a .210 average
- Made his Major League debut against the Giants on June 16, spinning six no-hit innings, only giving up two walks while striking out three in the no decision... joins Ross Stripling as the only Dodger pitchers to pitch at least six no-hit innings in their MLB debut (April 8, 2016)
- Earned his first Major League win on June 23 against the Astros, firing six innings and giving up three hits, two runs, two home runs and two walks while striking out four
- Picked up his first big league save on August 3, tossing four relief innings and giving up three hits, two runs and two walks while striking out three
- Became the first starting pitcher since at least 1967 to fire 8.0 consecutive hitless innings to begin his Major League career according to Elias (Billy Rohr; April 14, 1967)
- Amassed a 4-2 record across 15 games (11 starts) with Double-A Tulsa and Triple-A Oklahoma City with a 2.43 ERA (17 ER/63.0 IP) with 102 strikeouts and 29 walks...has limited the opposition to a .131/.253/.252 slashline
- Made his first Postseason appearance, tossed 3.2 innings of relief in Game 1 of the NLDS...gave up four hits, three runs, one home run and one walk while striking out four and not factoring in the decision
- Struck out a season-high 10 batters on September 27 in Colorado across six innings...sat down 5+ batters in six out of his

13 outings...led the Texas League in ERA, strikeouts, batting average against (.131) and WHIP (0.88) when he was selected by the Dodgers...was named Texas League Pitcher of the Month for May after tossing a 2-0 record with a 0.36 ERA (1 ER/24.2 IP) and 41 strikeouts against only 10 walks, as well as a Texas League Post-Season All-Star

2022

- Spent a majority of the season with Advanced-A Great Lakes (18 G, 12 GS) before being promoted to Double-A Tulsa (2 GS) on September 11
 - With Advanced-A Great Lakes, notched a 7-2 record with a 2.83 ERA (20 ER/63.2 IP)...striking out 101 batters while holding them to a .180 average
 - With Double-A Tulsa, started two games where he did not factor in the decision for a 4.15 ERA (2 ER/4.1 IP) with a 1.15 WHIP
- Struck out a career-high 11 batters in five innings vs. Lansing on April 9 with Advanced-A Great Lakes...spent a month on the injured list from April 10-May 19

2021

- Saw action in his first professional season across three levels, Rookie-level ACL Dodgers, Single-A Rancho Cucamonga and Advanced-A Great Lakes
- Appeared in one game with Rookie-level ACL Dodgers, starting the game and striking out the side in 11 pitches in one inning of work
- With Single-A Rancho Cucamonga, he notched a 3-0 record over five games with a 4.15 ERA (6 ER/13.0 IP) paired with 27 strikeouts
- Started one game with Advanced-A Great Lakes, tossing 1.2 innings and giving up three runs on no hits while walking three...struck out four batters
- Earned his first win on August 26, 2021 against Visalia with Single-A Rancho Cucamonga, pitching in relief for 2.1 innings while giving up just one hit and a striking out six
- Recorded his first professional strikeout on August 13 with Rookie-level ACL Dodgers, striking out Jose Devers of the ACL Indians in four pitches

Personal

George Emmet Sheehan...born on November 15, 1999 in New York, New York...parents Maureen and George...attended Boston College for three years...drafted by the Dodgers in the sixth round of the 2021 MLB draft

Career Pitching Record

Year	Team	W-L	ERA	G	GS	CG	SHO	SV	IP	H	R	ER	HR	HB	BB	SO	WP	BK	AVG
2021	ACL Dodgers	0-0	0.00	1	1	0	0	0	1.0	0	0	0	0	0	0	3	0	0	.000
	Rancho Cucamonga	3-0	4.15	5	0	0	0	0	13.0	10	6	6	2	2	5	27	0	0	.204
	Great Lakes	0-0	16.20	1	1	0	0	0	1.2	0	3	3	0	0	3	4	0	0	.000
2022	Great Lakes	7-2	2.83	18	12	0	0	0	63.2	41	25	20	2	3	28	101	2	1	.180
	Tulsa	0-0	4.15	2	2	0	0	0	4.1	2	3	2	1	0	3	5	0	1	.133
2023	Tulsa	4-1	1.86	12	10	0	0	0	53.1	24	11	11	5	5	23	88	1	0	.131
	Oklahoma City	0-1	5.59	3	1	0	0	0	9.2	4	7	6	2	1	6	14	0	0	.129
	LOS ANGELES	4-1	4.92	13	11	0	0	1	60.1	46	33	33	11	1	26	64	1	0	.210
Minor League - 3 years		14-4	2.95	42	27	0	0	0	146.2	81	55	48	12	11	68	242	3	2	.157
Major Leagues- 1 year		4-1	4.92	13	11	0	0	1	60.1	46	33	33	11	1	26	64	1	0	.210

Career Postseason Pitching Record

Year	Team	W-L	ERA	G	GS	CG	SHO	SV	IP	H	R	ER	HR	HBP	BB	SO	WP	BK
2023	NLDS: LAD vs. ARI	0-0	7.36	1	0	0	0	0	3.2	4	3	3	1	1	2	4	0	0
Postseason Totals		0-0	7.36	1	0	0	0	0	3.2	4	3	3	1	1	2	4	0	0
LDS Totals		0-0	7.36	1	0	0	0	0	3.2	4	3	3	1	1	2	4	0	0

Career Single-Game Bests

Low-Hit Complete Game:	None	Most Strikeouts:	10, Sept. 27, 2023 at COL
Most Innings Pitched Starter:	70, (3x), last, Sept. 23, 2023 at COL	Most Walks:	5, July 23, 2023 at TEX
Most Innings Pitched Reliever:	4.0, August 3, 2023 vs. OAK	Longest Winning Streak:	3 games, June 23-July 17, 2023
Most Earned Runs Allowed:	8, July 23, 2023 at TEX	Longest Losing Streak:	1 game, July 23, 2023

Career Fielding Record

Position	PCT	G	PO	A	E	TC	DP
Pitcher	1.000	13	3	1	0	4	0

Career Transactions

- June 10, 2020: Drafted in the sixth round with the 29th overall selection in the 2020 First-Year Player Draft

Injured List

- No Injuries at the Major League Level



Will SMITH C | 16

@will.smith

Bats: Right **Throws:** Right
Height: 5-10 **Weight:** 195
Opening Day Age: 29
Born: March 28, 1995 in Louisville, KY
Resides: Louisville, KY
Acquired: Drafted in the 1st round (32nd overall) in the 2016 First Year Player Draft from the University of Louisville
ML Service: 4.090
MLB Debut: May 28, 2019



Career Highlights

- * All-star catcher enters his sixth Major League season and ninth professional season with the Dodgers after being named to his first career All-Star Game in 2023
- * Was a key member of the Dodgers' 2020 World Championship team, starting 17 of 18 postseason games...was in the lineup as designated hitter in the games in which he did not catch
- * Louisville-native backstop owns a career .261/.357/.483 slashline in 484 Major League games with the Dodgers for 484 runs, 84 doubles, seven triples, 91 homers, and 306 RBI
- * Voted into his first Midsummer Classic in 2023 after slashing .279/.396/.494 with a .890 OPS in the first half of the season... became the third catcher to have a stolen base in an All-Star Game (Iván Rodríguez, 1998 and Tony Peña, 1982) and the first Dodger to have a stolen base in an All-Star Game since Orlando Hudson in 2009
- * Made his Major League debut on May 28, 2019 against New York (NL)...singled to left in his first at-bat and went 2-for-4 with a double to become one of six Dodgers this century with at least two hits in his big league debut-joining Rob Segedin, Corey Seager, Yasiel Puig, Russell Martin and Jason Repko
- * Slashed .253/.337/.571 with 43 hits, nine doubles, 15 homers and 42 RBI in 54 Major League games in 2019...tied for 15th in homers among all rookies (10th in the NL) and ranked among the top NL rookies in runs (30, 20th) and RBI (T-14th)
- * Tied Cody Bellinger ('17) and Matt Kemp ('06) for most homers through a rookie's first 14 games (6 HR) in 2019...on Aug. 1, notched a franchise-best 19 RBI within his first 14 contest to surpass Cody Bellinger's 17 RBI in 14 games during the 2017 season and became the first Dodger player and second MLB backstop to hit 10-plus homers through his first 25 games, joining the Yankees' Gary Sanchez
- * Reached a franchise record for most RBI (26) and homers (9) through 23 career games on Aug. 13, 2019
- * Entered the 2019 season ranked as the 95th overall prospect by Baseball America
- * In 288 career minor league games, batted .243 with 172 runs, 49 doubles, five triples, 55 home runs, 180 RBI and 16 stolen bases along with a .351 on-base percentage
- * Has spent the majority of his minor league career at catcher (196 games), but has also appeared at third base (58 games) and second base (11 games)...owns a .992 fielding percentage behind the plate
- * Selected as a 2017 California League mid-season All-Star and named Player of the Week for the period ending on April 23 for the Quakes...also named to the 2017 AFL All-Prospect Team
- * Drafted by the Dodgers in the first round (32nd overall) of the 2016 First-Year Player Draft out of Louisville

Year-By-Year

2023

- Backstop played in 126 games for the Boys in Blue, finishing the season slashing .261/.359/.438 with a .797 OPS...launched 21 doubles, two triples, 19 home runs and 76 home runs while scoring a career-high 80 runs
- Voted into his first All-Star game after slashing .279/.396/.494 with a .890 OPS in the first half of the season...became the third catcher to have a stolen base in an All-Star Game (Iván Rodríguez, 1998 and

Tony Peña, 1982) and the first Dodger to have a stolen base in an All-Star Game since Orlando Hudson in 2009

- Led all qualified NL catchers in walk rate (11.4%) and finished with the second-lowest strikeout rate (16.1%), the second-most RBI (76) and the third-most home runs (19)
- Caught seven out of 63 runners stealing for a 10% caught stealing rate and only allowed two passed balls...ties for his lowest in a full season (two in 2019)
- Amassed a .996 fielding percentage, committing only four errors in 973 total chances in 959.0 innings... had 32 assists in 111 games (106 starts)
- Appeared in all three NLDS games against Arizona, clubbing a .417 average (5-for-12) with a double, a triple and two RBI...started all three contests behind the dish
- Was a member of Team USA at the World Baseball Classic, slashing .200/.333/.600 in three games with a double, a home run and an RBI

Launched a season-high four RBI on Opening Day against Arizona, finishing the night 3-for-4 with one run and one double...had his best offensive month in May, slashing .318/.434/.529 with a .963 OPS with three doubles, five home runs and 17 RBI...missed almost two weeks in April with a concussion...hit .303 (43-for-102) with runners in scoring position with eight doubles, four home runs and 54 RBI...smashed a .268 average off of righties compared to .240 off lefties

2022

- Hard-hitting catcher completed one of his best offensive years in the Majors, tabbing career-highs in games (107), hits (132), doubles (26), triples (3), and RBI (87)...was one shy of tying career-high in home runs (24)
- Spent 109 games behind the dish, committing just three errors in 956.1 innings...was part of six double plays and 32 assists
- Totaled a .260/.343/.465/.808 in 137 games...tallied a career-high 53 extra-base hits in 578 plate appearances
- Set milestones in many categories, including roping homers in back-to-back games (Sept. 4-5 vs. SD), securing his fifth career walk-off hit (July 8 vs. CHC), and tying a career-high with four hits for the third time (July 15 at LAA)
- One of five MLB catchers with 85 or more RBI in a year the last 10 seasons...joining Salvador Perez (2017), Gary Sanchez (2017), Brian McCann (2015) and Buster Posey (2014)
- Strung together a nine-game hit streak from July 28 - Aug. 6, going 15-for-36 with four doubles, two homers, and 12 RBI
- Started all four Postseason games during the NLDS vs. San Diego, batting .188 (3-for-16) with two doubles and two RBI...started three of four games behind the plate
- Was an incredibly dependable hitter in bases loaded situations, slashing .545/.545/.727 and a 1.272 OPS... totaled 10 RBI over 10 games in that situation

Had his best offensive month in June, slashing .295/.340/.568 in 24 games with five doubles, seven home runs, and 14 RBI...his 87 RBI ranked third on the team and 56 walks tied for fourth most on the Dodgers... liked hitting on the road, averaging .275 (73-for-265) with 15 doubles, 14 home runs, and 44 RBI...hit well against left-handed pitching, slashing .300/.391/.517/.908 in 70 games vs. .247/.327/.448/.775 in 132 games against right-handed pitching

2021

- Backstop slashed .258/.365/.495 with a .860 OPS in 130 games, tallying career highs in multiple offensive categories: runs (71), hits (107), doubles (19), triples (2), home runs (25), and RBI (76)

Ranked third on the Dodgers in home runs (25), third in RBI (76), seventh in hits (107), seventh in doubles (19), tied for fifth in triples (2), and fifth in runs (71)...tied his career-high in hits on Sept. 7, going 4-for-4 at St. Louis with a home run and RBI with two runs...also had two five-game hit streaks, occurring from Aug. 24-30...also had two streaks of three straight games with a home run (Aug. 13-15, Aug. 24-27)... started 111 games (117 total) behind the dish, committing six errors in 1150 total chances for a .995 fielding percentage...also registered 43 assists and 3.14 catcher's ERA...led the National League as a catcher in putouts (1,101) and runner caught stealing (24)...also ranked amongst the NL best in games played (117, 3rd) and putouts (1,102, 4th)...ranked second in the National League in HBP (18, 2nd)...appeared at first base (1 G) and third base (1 G) for the first time in his Major League career...roped two doubles on April 2 at Colorado, going 3-for-4 on the night with two runs and two RBI...clocked four RBI on July 16 at Colorado, going 2-for-4 with a double...performed well offensively both at home and on the road, registering a .253/.383/.527 and .263/.351/.469 slashline respectively...produced a .354 average (17-for-48) with four home runs in eight games and 10 RBI against Arizona, similarly averaging .395 (17-for-43) with four home runs and 16 RBI against Colorado...strengthened his numbers after the All-Star break, improving from a .252 (58-for-230) average with 10 home runs and 32 RBI before the Midsummer Classic to a .266 average (49-for-184) with 15 home runs and 44 RBI

2020

- Made great strides in his sophomore season, hitting .289/.401/.579 with eight homeruns...matched his 2019 total with nine doubles

Was on the 10-day injured list from Aug. 15-23 with neck inflammation...showed greater discipline with 20 walks and 22 strikeouts...hit .348 (23-for-66) with six doubles, four homers and 14 RBI over 18 September games... posted a 1.048 OPS in September (7th, NL)...each of his eight home runs came against right-handed pitchers...20-of-23 career long balls have been against righties...started 17 of 18 postseason games...during Game 3 of the NLDS, went 5-for-6 with 2 doubles and 3 singles, becoming the 9th player (1st catcher) with a 5-hit game in the postseason...the 5 hits were also a Dodger postseason record, and the most by any batter in the postseason...tied the Los Angeles franchise record for walks in a game, becoming the 12th player to walk three times in a Postseason game and first since Yasmani Grandal did so on October 7, 2018 vs. Atlanta

2019

Completed his first Major League season roping nine doubles, 15 homers and 42 RBI at a .253/.337/.571 clip across 54 games...tied for 15th in homers among all rookies (10th in the NL) and ranked among the top NL rookies in runs (30, 20th) and RBI (T-14th)...connected for a single in his first Major League at-bat during his May 28 debut vs. the Mets...ended the night going 2-for-4 with a double and became one of six Dodgers this century with at least two hits in a big-league debut, joining Rob Segedin, Corey Seager, Yasiel Puig, Russell Martin and Jason Repko...became the first Dodger player and second MLB backstop to hit 10-plus homers through his first 25 games, joining the Yankees' Gary Sanchez...tied Cody Bellinger ('17) and Matt Kemp ('06) for most homers through a rookie's first 14 games (6 HR)...on Aug. 1, notched a franchise-best 19 RBI within his first 14 contest to surpass Cody Bellinger (17 RBI/14 G, '17) in the mark ...made Major League history after launching a walk-off, pinch-hit home run on June 23 to complete the trifecta of three consecutive walk-off wins via home runs by rookies Matt Beaty (June 21) and Alex Verdugo (June 22)...launched his first career walk-off homer on June 1 vs. Philadelphia...recorded a career-high three-hit, six-RBI day on July 27...became the first Dodger rookie to collect six or more RBI in a game since James Loney drove in nine on Sept. 28, 2006...amassed a nine-game hit streak from Aug. 7-21, going 11-for-30 with a pair of doubles, six homers and 12 RBI while tallying a .367/.459/1.033 slashline...during the streak, reached a franchise record for most RBI and homers through 23 career games (26RBI/9HR) on Aug. 13...tied for fourth among rookies with eight homers and 19 RBI during August...24 of his 43 hits went for extra bases... non-roster invitee during Spring Training...tallied 62 games across four stints with Triple-A Oklahoma City and slashed .268/.381/.603 with 11 doubles, a pair of triples, 20 homers and 54 RBI...finished third on the team in homers, fifth in RBI and ninth in doubles...turned in a 1.000 fielding percentage over 403.0 innings behind the plate in 46 games (45 starts)...finished atop all rookie backstops (min. 400 innings) in the category...made the Postseason roster and appeared in four of five NLDS games...tallied a hit and drew a trio of walks in 16 plate appearances

2018

- * Started his season with the Double-A Tulsa Drillers, appearing in 73 total games and hitting .264 with 48 runs, 14 doubles, 19 homers and 53 RBI

- * Assigned to Triple-A Oklahoma City on Aug. 1 where he appeared in 25 games for the OKC Dodgers

- * Finished his minor league season with career-highs in home runs (20), RBI (59), doubles (18) and runs (57)

Played in 49 games at catcher between Tulsa and Oklahoma City...registered a career-high 43 games at third base...totaled 402.1 innings behind the plate with .995 fielding percentage (2 E/402.1 INN)

2017

- Earned Mid-Season All-Star honors with Rancho Cucamonga and All-Prospect Team recognition in the Arizona Fall League...saw action in 72 games at Advanced-A Rancho Cucamonga, slashing .232/.355/.448 with 15 doubles, three triples, 11 homers and 43 RBI...made a one-game appearance for Double-A Tulsa... ranked fourth in home runs (11) at Rancho while playing in 51 fewer games than the next Quake in the category...caught 474.0 innings and nabbed 30 of 63 on the base paths over 56 games en route to a .991 fielding percentage...notched career highs in innings (474.0), total chances (554), putouts (483) and caught stealing (30)

2016

- Made stops at Short-Season Ogden (7G) and Single-A Great Lakes (23G) before ascending to Advanced-A Rancho Cucamonga for 25 games in his rookie season...wrapped his year slashing .246/.355/.329 with five doubles, four home runs, 24 RBI over 55 total games...defensively, accumulated a .994 fielding percentage with 44 assists and 296 putouts with two errors over 342 total chances...threw out 25 potential base stealers in 60 attempts

Personal

William Dills Smith...born in Louisville, Kentucky...married to wife, Cara and father to daughter, Charlotte... was a two-time All-State athlete as a high school upper classman before heading to the University of Louisville...started all three seasons for the Cardinals, ending his college career as the 2016 team captain with All-ACC Third Team honors and NCAA Louisville Regional All-Tournament Team recognition... selected 32nd overall in the 2016 First-Year Player Draft by the Los Angeles Dodgers

Career Batting Record

Year	Team	AVG	G	AB	R	H	2B	3B	HR	RBI	SH	SF	HBP	BB	SO	SB	CS	OBP	SLG	E
2016	Rancho Cucamonga	.216	25	97	13	21	4	0	2	12	0	1	3	14	31	1	0	.330	.320	0
	Great Lakes Ogden	.256 .321	23 7	82 28	12 4	21 9	1 0	0 0	1 1	7 5	0 0	4 1	0 0	4 4	11 1	18 0	2 0	1 0	.371 .394	.305 .429
2017	Tulsa	.000	1	1	0	0	0	0	0	0	0	0	2	0	1	1	0	.667	.000	0
	Rancho Cucamonga	.232	72	250	38	58	15	3	11	43	1	4	13	37	71	6	2	.355	.448	8
2018	Oklahoma City	.188	25	87	9	12	4	0	1	6	1	2	1	7	37	1	0	.206	.218	1
	Tulsa	.264	73	265	48	70	14	0	19	53	0	2	4	36	75	4	0	.358	.532	11
2019	LOS ANGELES	.253	54	170	30	43	9	0	15	42	0	3	5	18	52	2	0	.337	.571	0
	Oklahoma City	.268	62	224	48	60	11	2	20	54	0	3	3	40	49	1	0	.381	.603	5
2020	LOS ANGELES	.289	37	114	23	33	9	0	8	25	0	1	2	20	22	0	0	.401	.579	0
2021	LOS ANGELES	.258	130	414	71	107	19	2	25	76	0	11	18	58	101	3	0	.365	.495	7
2022	LOS ANGELES	.260	137	508	68	132	26	3	24	87	0	4	10	56	96	1	0	.343	.465	3
	LOS ANGELES	.261	126	464	80	121	21	2	19	76	0	12	15	63	89	3	0	.359	.438	4
Major League - 5 years		.261	484	1670	272	436	84	7	91	306	0	31	35	215	360	9	0	.357	.483	14
Dodger Total - 5 years		.261	484	1670	272	436	84	7	91	306	0	31	35	215	360	9	0	.357	.483	14
Minor League -4 years		.243	288	1034	172	251	49	5	55	180	2	13	30	149	283	16	3	.351	.459	27

Career Postseason Batting Record

Year	Team	AVG	G	AB	R	H	2B	3B	HR	RBI	SH	SF	HP	BB	SO	SB	CS	OBP	SLG
2019	NLDS: LAD vs. WAS	.077	4	13	0	1	0	0	0	0	0	0	0	3	5	0	0	.250	.077
2020	NLWC: LAD vs. MIL	.000	2	6	0	0	0	0	0	1	0	0	0	1	2	0	0	.143	.000
	NLDS: LAD vs. SD	.455	3	11	1	5	2	0	0	3	0	0	0	3	2	0	0	.571	.636
	NLCS: LAD vs. ATL	.179	7	28	3	5	1	0	1	7	0	0	0	0	10	0	0	.179	.321
	WS: LAD vs. TB	.167	6	24	3	4	1	0	1	2	0	0	0	2	10	0	0	.231	.333
2021	NLDS: LAD vs. SF	.333	5	18	3	6	2	0	2	3	0	0	0	3	2	0	0	.429	.778
	NLCS: LAD vs. ATL	.217	6	23	3	5	0	0	1	1	0	0	0	4	2	0	0	.333	.348
2022	NLDS: LAD vs. SD	.188	4	16	2	3	2	0	0	2	0	1	0	0	2	0	0	.176	.313
	NLDS: LAD vs. ARI	.471	3	12	1	5	1	1	0	2	0	0	0	0	1	0	0	.417	.667
Postseason Totals		.221	41	154	16	34	9	0	5	21	0	1	0	17	40	0	0	.297	.390
WC Totals		.000	2	6	0	0	0	0	0	1	0	0	0	1	2	0	0	.143	.000
LDS Totals		.286	19	70	7	20	7	1	2	10	0	1	0	9	12	0	0	.363	.500
LCS Totals		.196	13	51	6	10	1	0	2	8	0	0	0	4	15	0	0	.255	.333
WS Totals		.167	6	24	3	4	1	0	1	2	0	0	0	2	10	0	0	.231	.333

Career Single-Game Bests

Most Hits:	4, (4x), last, July 18, 2023 at BAL	Most Stolen Bases:	1 (9x), last, Sept. 5, 2023 at MIA
Most RBI:	6, July 27, 2019 at WAS	Most Walks:	3, (8x), last, Sept. 8, 2023 at WAS
Most Home Runs:	2, August 13, 2019 at MIA	Longest Hitting Streak:	9, (2x), last, July 28 - August 6, 2022
Most Runs Scored:	3, (6x), last, Sept. 12, 2023 vs. SD	Grand Slams:	1, August 1, 2019 vs. SD (Wingenter)

Career Fielding Record

Position	PCT	G	PO	A	E	TC	DP
Catcher	.997	417	3712	137	13	3862	14
First Base	1.000	1	1	0	0	1	0
Third Base	.000	1	0	0	1	1	0

Career Transactions

• June 9, 2016: Drafted by the Los Angeles Dodgers in the 1st round (32nd pick) of the 2016 amateur draft. Player signed June 21, 2016.

Injured List

- August 15 - 23, 2020 (neck inflammation)
- June 25 - July 7, 2019 (right oblique strain)
- April 16-28, 2023 (concussion)



Gavin STONE

RHP | 71

@gavinbstone

Bats: Right **Throws:** Right

Height: 6-1 **Weight:** 175

Opening Day Age: 25

Born: October 15, 1998 in Lake City, AR

Resides: Phoenix, AZ

Acquired: Selected in the fifth round with the 159th pick by the Los Angeles Dodgers in the 2020 draft

ML Service: 0.034

ML Debut: May 3, 2023

Career Highlights

- * The Arkansas native enters his fourth year in Dodger Blue after making his Major League debut last season
- * Across eight appearances (four starts) with the Dodgers in 2023, he went 1-1 with a 9.00 ERA (31 ER/31.0 IP) and 22 strikeouts against 13 walks
- * Made his MLB debut on May 5, 2023 against the Phillies, tossing 4.0 innings, giving up eight hits, four runs and two walks while striking out one...collected his first strikeout in his debut against Nick Castellanos on three pitches
- * Earned his first career win on August 27, 2023, against the Red Sox after going a career-high 6.0 innings of relief, giving up five hits and four runs, while striking out two
- * Garnered his first career save on September 17, 2023, against Mariners, firing 3.1 scoreless innings, allowing one hit and two walks while striking out a career-high five...first save at any professional level
- * Named a 2023 Pacific Coast League Post-Season All-Star...made one start in the 2023 Pacific Coast League Championship Series, tossing 6.1 innings in the clincher, giving up four hits, two runs, and two walks while striking out a season-high tying 10 in the win over Round Rock...their first title since 1996
- * Named a 2022 MiLB.com Organization All-Star after posting the best ERA (1.48) amongst all minor league pitchers that have spun at least 70 innings in 2022
- * Owns a 18-12 record with a 3.19 ERA (111 ER/ 313.2 IP) and a 1.21 WHIP in 70 career minor-league games (66 starts) in three MiLB seasons with the Single-A Rancho Cucamonga Quakes (2021), High-A Great Lakes Loons (2021, 2022), Double-A Tulsa Drillers (2022), and Triple-A Oklahoma City Dodgers (2022-2023)
- * Made Major League Baseball's Top 100 Prospects list in 2023 (79th)...ranked fifth in Los Angeles Dodgers' top 30 prospects
- * Secured his first professional career win with the Single-A Quakes on Aug 13, 2021 vs. Single-A Inland Empire 66ers...struck out 12 batters over 6.0 scoreless innings pitched
- * Named CAL Pitcher of the Week twice in 2021 (Aug. 1 and Aug. 15) with the Single-A Rancho Cucamonga Quakes
- * Named 2022 Branch Rickey Minor League Pitcher of the Year...went 9-6 overall with a 1.48 ERA in 26 games
- * Drafted out of Central Arkansas in the fifth round (159th overall) by the Los Angeles Dodgers in 2020

Year-By-Year

2023

- Appeared in eight games with the Dodgers and 21 with Triple-A Oklahoma City
- Across eight appearances (four starts) with the Dodgers, he went 1-1 with a 9.00 ERA (31 ER/31.0 IP)
- Made his MLB debut on May 5 against the Phillies, tossing 4.0 innings, giving up eight hits, four runs and two walks while striking out one...collected his first strikeout in his debut against Nick Castellanos on three pitches
- Earned his first career win on August 27 against the Red Sox after going a career-high 6.0 innings in relief, giving up five hits and four runs, while striking out two
- Garnered his first career save on September 17 against Mariners, firing 3.1 scoreless innings, allowing one hit and two walks while striking out a career-high five...first save at any professional level
- Produced better numbers out of the bullpen, posting a 4.60 ERA (8 ER/15.2 IP) in four games...posted 13.50 ERA (23

ER/15.1 IP) in four games as a starter

- Went 7-4 with a 4.74 ERA (53 ER/100.2 IP) in 21 games (19 starts) with Triple-A Oklahoma City and produced a 10.73 strikeouts per nine innings mark while holding opponents to a .225/.309/.375 clip
- Awarded three separate Pacific Coast League Pitcher of the Week honors (7/9, 8/6, 9/3)
- Named a Pacific Coast League Post-Season All-Star

Made one start in the Pacific Coast League Championship Series, tossing 6.1 innings in the clincher, giving up four hits, two runs, and two walks while striking out a season-high tying 10 in the win over Round Rock, their first title since 1996...performed much better against right-handed hitters while with Triple-A Oklahoma City, holding opponents to a .193 average opposed to a .288 line against lefties

2022

- Appeared in 26 games across three levels in the minor leagues - Advanced-A Great Lakes (6 G), Double-A Tulsa (14 G), and Triple-A Oklahoma City (6 G)
- Wrapped 2022 with a combined 9-6 record, posting a 1.12 WHIP and 1.48 ERA...recorded ERAs below 2.00 at each stop - Advanced-A Great Lakes (1.44), Double-A Tulsa (1.60), and Triple-A Oklahoma City (1.16)
- With Advanced-A Great Lakes, achieved a 1-1 record (4 ER/25.0 IP) striking out 28 batters against six walks while holding batters to a .204 average
- With Double-A Tulsa, went 6-4 (13 ER/73.1 IP) in 14 games...kept batters at a .219 average and touted a 1.21 WHIP
- With Triple-A Oklahoma City, posted a 2-1 record with a 1.16 ERA (3 ER/23.1 IP) and 33 strikeouts across six games...held batters to a .169 average
- Tied for ninth in the minors for most strikeouts (168) last season...ranked second on Triple-A Oklahoma City team
- Placed 77th on Major League Baseball's Top 100 Prospects list...a top ten Los Angeles Dodgers prospect (seventh)
- Was named a 2022 MiLB.com Organization All-Star

2021

- Pitched for the Single-A Rancho Cucamonga Quakes and High-A Great Lakes Loons...promoted to Single-A on May 4 and then to High-A on August 17
- Went 2-2 on the season with a 3.76 ERA (38 ER/91.0 IP) across 23 games (22 starts)...struck out 138 batters, giving up 87 hits, 44 runs, and seven homers
- Assigned to and made his first professional debut with Single-A Rancho Cucamonga Quakes on May 4...spun 3.0 innings, only giving up one hit, a walk, and whiffing six batters against the Inland Empire 66ers
- Produced a 1-2 record and 3.73 ERA (29 ER/70.0 IP) in 18 games (17 starts) with the Single-A Quakes...allowed 69 hits, 25 runs, and five longballs
- Made good on his High-A promotion having gone 1-0 with a 3.86 ERA (9 ER/21.0 IP)
- Overall held batters to a .234 average...kept righties to .292 average and lefties to a .196

2020

- No minor league season...assigned to Rookie-level AZL Dodgers

Personal

Gavin Blaine Stone...son of Kerry and Jennifer Stone...went 9-6 with a 2.42 ERA in 36 games across three seasons at Central Arkansas...picked up in the fifth round (159th overall) by the Los Angeles Dodgers in the 2020 Major League Baseball Draft...has three brothers Kollin, Chandler and Maddox Stone...Kollin was a pitcher at Arkansas State University and signed with Billings Mustang in 2021

Career Pitching Record

Year	Team	W-L	ERA	G	GS	CG	SHO	SV	IP	H	R	ER	HR	HB	BB	SO	WP	BK	AVG
2021	Rancho Cucamonga	1-2	3.73	18	17	0	0	0	70.0	69	35	29	5	1	20	101	9	0	.253
	Great Lakes	1-0	3.86	5	5	0	0	0	21.0	18	9	9	2	0	5	37	0	1	.234
2022	Great Lakes	1-1	1.44	6	6	0	0	0	25.0	19	5	4	1	1	6	28	0	0	.204
	Tulsa	6-4	1.60	14	13	0	0	0	73.1	59	16	13	1	0	30	107	3	0	.219
2023	Oklahoma City	2-1	1.16	6	6	0	0	0	23.1	14	5	3	1	2	8	33	1	0	.169
	Oklahoma City	7-4	4.74	21	19	0	0	0	100.2	86	56	53	12	1	46	120	5	0	.226
	LOS ANGELES	1-1	9.00	8	4	0	0	1	31.0	46	32	31	8	2	13	22	0	0	.338
Major League - 1 year		1-1	9.00	8	4	0	0	1	31.0	46	32	31	8	2	13	22	0	0	.338
Dodger Totals- 1 year		1-1	9.00	8	4	0	0	1	31.0	46	32	31	8	2	13	22	0	0	.338
Minor League- 1 year		1-1	9.00	8	4	0	0	1	31.0	46	32	31	8	2	13	22	0	0	.338

Career Single-Game Bests

Low-Hit Complete Game:	---	Most Strikeouts:	5, (2x), last, Sept. 22, 2023 vs. SF
Most Innings Pitched Starter:	5.1, Sept. 11, 2023 vs. SD	Most Walks:	5, May 22, 2023 at ATL
Most Innings Pitched Reliever:	6.0, August 27, 2023 at BOS	Longest Winning Streak:	1 game, August 27, 2023
Most Earned Runs Allowed:	7, May 28, 2023 at TB	Longest Losing Streak:	1 game, Sept. 22, 2023

Career Fielding Record

Position	PCT	G	PO	A	E	TC	DP
Pitcher	1.000	8	2	2	0	4	0

Career Transactions

• June 11, 2020: Drafted by the Los Angeles Dodgers in the 5th round of the 2020 amateur draft. Player signed June 17, 2020.

Injured List

• No injuries at the Major League level



Chris TAYLOR

IF/OF | 3

@ctaylor_3

Bats: Right **Throws:** Right

Height: 6-1 **Weight:** 196

Opening Day Age: 33

Born: August 29, 1990 in Virginia Beach, VA

Resides: Los Angeles, CA

Acquired: Via trade with Seattle on June 19, 2016

ML Service: 8.037

MLB Debut: July 24, 2014



Career Highlights

- * 33-year-old infielder/outfielder enters his 11th big league season and his ninth year with the Dodgers after signing a four-year contract in December 2021
- * Has a career .254/.331/.431 slashline with 186 doubles, 30 triples, 104 home runs and 408 RBI in 978 games with the Mariners (2014-16) and Dodgers (2016-23)
- * Has spent the majority of his big league career playing in the infield with 290 games at shortstop, 149 games at second base and 67 games at third base, but transitioned into an outfield role during the 2017 season; splitting time between center field (201 games) left field (314 games), and right field (21 games)...2019 marked his first season seeing time in right field for three games during September...as an infielder he has posted a .962 career fielding percentage, compared to a .987 fielding percentage as an outfielder
- * Knocked his 100th career home run via a grand slam June 15, 2023...only player to hit a grand slam for both his first and 100th career home runs
- * Named Dodgers' 2023 Roberto Clemente Award nominee...he and his wife started the CT3 Foundation which has raised hundreds of thousands of dollars for children with life-altering conditions and those vulnerable in both Los Angeles and Virginia Beach, Chris' hometown
- * Blasted his sixth-career Postseason homer and his first Postseason walk-off homer with a two-run shot to win the Wild Card game on October 6, 2021 vs. STL
- * Was named to his first All-Star team in 2021 after posting a .277/.382/.452 slashline with 15 doubles, three triples, ten home runs, and 46 RBI before the Midsummer Classic...was also named the 2021 Roy Campanella Award winner for the Dodgers
- * Named co-MVP of the 2017 NLCS with Justin Turner, after hitting .316 (6-for-19) with five runs, one double, one triple, two home runs and three RBI paired with a 1.248 OPS in five games
- * Made his Major League debut on July 24, 2014 against the Orioles, making the start at shortstop and collecting his first big league hit on the same day, a single in the fifth inning off of Wei-Yin Chen
- * Slugged a grand slam home run in the sixth inning off of Silvino Bracho on July 15, 2016 at Arizona for his first career big league homer...also recorded single-game career-highs in RBI (6) and extra-base hits (3), while tying a career-best in runs (3)
- * Selected by the Seattle Mariners in the fifth round of the 2012 First-Year Player Draft out of University of Virginia

Year-By-Year

2023

- Played in 117 games, slashing .237/.326/.420/.746 with 51 runs, 15 doubles, one triple, 15 home runs, and 56 RBI...swiped 16 bases, his most since 2017 (17)
- Knocked his 100th career home run via a grand slam June 15...only player to hit a grand slam for both his first and 100th career home runs
- Collected his third career walk off hit and RBI on September 24 against the Giants with a 10th inning RBI single off RHP Camilo Doval

• Named Dodgers' 2023 Roberto Clemente Award nominee...he and his wife started the CT3 Foundation which has raised hundreds of thousands of dollars for children with life-altering conditions and those vulnerable in both Los Angeles and Virginia Beach, Chris' hometown

• Played all around the diamond but spent most of his time in left field, posting a .989 fielding percentage in 346.1 innings, making just one error in 89 total chances, along with four assists

Provided most of his power on the road, slashing .219/.315/.421/.736 along with 10 homers and 34 RBI in 62 road games...hit five homers and 22 RBI in 55 home games...slugged with bases loaded, hitting .368 (7-for-19) with two homers and 19 RBI...performed much better after the All-Star break, garnering a .266/.371/.387 slashline with nine doubles, four homers and 30 RBI compared to a .206/.275/.455 performance in the first half...smashed a multi-homer game on May 28, finishing the day 3-for-3 with three runs, two home runs, two RBI and one walk

2022

• Played in 118 games, slashing .221/.304/.373/.667 with 45 runs, 25 doubles, three triples, 10 home runs, and 43 RBI...walked 43 times and struck out 160 times

• Was a defensive threat at multiple positions, playing second base (22 G, 18 GS), third base (3 G), shortstop (1 G), left field (80 G, 71 GS), center field (10 G, 9 GS), and right field (10 G, 7 GS)...committed just two errors over 118 games

• Faired well both at home and on the road offensively, slashing .217/.312/.372 at Dodger Stadium and .225/.297/.374 at visiting ball parks...hit starting pitchers better than relievers, averaging .244 and .197 respectively

• Recorded three different five-game hit streaks: May 23 - 27, May 30 - June 3, Aug. 13 - 17...tallied four home runs and 10 RBI cumulatively

• Collected a season-high three hits four different times: May 26 at ARI, June 21 at CIN, June 26 at ATL, Sept. 30 vs. COL...totaled four doubles and three RBI during the span

• Spent some time on the Injured List rehabbing a left foot fracture from July 5 to August 4...played two games with Triple-A Oklahoma City while recuperating, going 3-for-7 with two home runs and three RBI
Hit a triple on three separate occasions: April 12 at MIN, May 23 at WSH, May 27 at ARI...swiped 10 bases in 11 chances, his second straight season with double-digit steals...had his best month in April, slashing .290/.361/.452 with five doubles and nine RBI across 18 games...collected three walks on Sept. 2 against SD and scored three runs on May 13 vs. PHI...slashed .600/.667/.933 with runners at 2nd and 3rd base in nine separate games...swung the bat well during extra-inning games, batting .333 in three different outings...played in two Postseason games in the NLDS, failing to record a hit in seven at-bats

2021

• Played in 148 games, producing a .254/.344/.438 slashline with a career-high 92 runs, 25 doubles, four triples, 20 home runs and career-high 73 RBI

• Led the team in stolen bases (13) and was tied for first with four triples with Gavin Lux...ranked among the team's top offensive producers in multiple categories: average (.254, 3rd), hits (129, 2nd), runs (92, 3rd), doubles (25, 4th), total bases (222, 4th), RBI (73, 4th), on-base percentage (.344, 4th), slugging (.438, 4th), and OPS (.782, 4th)

• Saw time at second base (46 G, 33 GS), shortstop (23 G, 19 GS), third base (11 G, 9 GS), left field (30 G, 16 GS), center field (61 G, 48 GS), and right field (8 G, 7 GS), committing just 12 errors in 148 total chances...produced a .956 fielding percentage

• Blasted his sixth-career Postseason homer and his first Postseason walk-off homer with a two-run shot to win the Wild Card game on October 6, 2021 vs. STL

• Was named to his first All-Star team after posting a .277/.382/.452 slashline with 15 doubles, three triples, ten home runs, and 46 RBI before the Midsummer Classic and went 0-for-2 in the game...was also named the Roy Campanella Award winner for the Dodgers

• Had a stellar postseason, slashing .351 (13-for-37)/.419/.784 with nine runs, four doubles, and four home runs for 12 RBI...went 4-for-5 against Atlanta in Game 5 of the NLCS

• Had a 14-pitch at-bat May 31 vs. STL that resulted in a three-run double...was a career-high in pitches faced and the Dodgers' longest at-bat since 2019 (Justin Turner at ARI 8/30/19)

• Scored a career high five runs on May 2 at MIL...was first Dodger to score five runs in a game since Shawn Green scored six on May 23, 2002 at MIL

• Tallied a nine-game hit streak from June 29 - July 9, batting .371 (13-for-35) during that span with five doubles...also had a 16 game on-base streak, occurring from May 1 to May 21

Had identical averages in home games and day games, topping out at .282...had his best month in July, batting .333/.369/.619 in 26 games for 21 runs, seven doubles, seven home runs, and 20 RBI...was incredibly reliable in bases loaded situations, batting .313/.429/.500 in 20 games, going 5-for-16 with 17 RBI...totaled 52 RBI when runners were in scoring position for a .266 average (33-for-124)...batted in every spot of the lineup, batting sixth most often in 49 games...hit starting pitching well, garnering a .267 average (71-for-266) with 15 home runs and 39 RBI...drew three walks on April 4 at Colorado, one shy of his career-high...blasted two home runs in two games just five days apart on July 20 vs. SF and July 25 vs. COL

2020

Was a reliable asset wherever needed, starting double-digit games at shortstop (15), left field (14) and second base (11)...started five times in center field

Surpassed his previous career-high on base percentage by 12 points, finishing the season at .366...hit .270 on the season with eight homers and 32 RBI

Had a great September, batting .296 (24-for-81) six doubles, one triple, six home runs and 23 RBI

Led the Dodgers with two triples and ranked among NL batters in RBI (T-29th) and walks (T-25th, 26)

Had success against right-handed pitchers, batting .296 (40-for-135) with eight doubles, two triples, six home runs and 23 RBI

Finished third on the Dodgers in multi-hit games with 14...also had three multi-hit games in the postseason...hit his fifth career postseason home run in Game 2 of the World Series...finished the postseason with a .207 batting average with four doubles, one homer and three RBI

2019

Appeared in 124 games with 29 doubles, four triples, 12 homers and 52 RBI for a .262/333/462 slashline

Saw time at second base (20 games, 13 starts), third base (six games, four starts) and shortstop (39 games, 30 starts) for a total of 65 games on the dirt and 69 contests in the outfield...spent the balance between left field (56 games, 30 starts) and center (20 games, 11 games) with a debut in right field for a trio of starts in September...totaled a combined .957 fielding percentage (11 E/850.1 IP) with a .989 fielding percentage (1 E/409.2 IP) in the outfield...matched his 2017 career-best fielding percentage in the outfield...recorded his lowest error mark of his career in the outfield with just one miscue in 94 total chances...in 60 total chances, tallied a perfect fielding mark in left field with 59 putouts and one assist across a career-high 56 games ...ranked fifth in the NL with eight total zone runs as an outfielder...recorded his third consecutive season collecting 25 or more doubles...slashed .309/.377/.545 with 17 doubles, two triples, seven homers and 28 RBI over his last 55 games...recorded an RBI in six straight games from June 23 to 28 for the longest streak in his career...connected for a pair of homers on June 19 vs. San Francisco to set a single-game career high, which he matched on Sept. 2 vs. Colorado

2018

In his third season with the Dodgers, posted career highs in games played (155), runs (85, tied w/ 2017), doubles (35), triples (8) and walks (55)...posted a .254/.331/.444 slashline with 17 home runs, 63 RBI and nine stolen bases

Led the team in runs scored, doubles and triples...ranked among the top 20 in the National League in runs (T-19th), doubles (T-11th), triples (T-4th), extra-base hits (60, T-14th), hit by pitches (9, T-17th), pitches per plate appearances (4.09, 15th), batting average on balls in play (.345, 10th) and WAR (5.0, 13th)

Finished the season strong, slashing .345 (20-for-58)/.433/.586 with 16 runs, five doubles, three homers and nine RBI in his last 25 games since the beginning of September...finished September with the fifth best batting average in the National League, while ranking sixth in the league in OPS and ninth in OBP

Spent the majority of the season at shortstop (81 games, 73 starts), but also saw time at center field (50 games, 32 starts), left field (24 games, 18 starts), second base (12 games, five starts) and third base (eight games, three starts)...posted a .981 fielding percentage as an outfielder (2 E/458.1 IP), while recording a .972 combined fielding percentage overall (12 E/1179.2 IP)...appeared in 74 games as the leadoff hitter, with his three leadoff homers tied for fifth most in the National League...went 5-for-16 (.313) as a pinch-hitter, including stroking second career pinch-hit homer (June 25 vs. CHC)...launched his first career walk-off home run and his second career walk-off hit with a solo shot in the 10th inning on September 18 vs. COL...appeared in 15 postseason games for the Dodgers, batting .282 (11-for-39) with a double, triple, home run and three RBI

2017

In his second season with the Dodgers, he had a breakout year posting a .288/.354/.496 slashline with 85 runs, 35 doubles, five triples, 21 home runs, 72 RBI, 17 stolen bases and 50 walks in 140 games, which were all career-bests

Despite starting the first couple of weeks with Triple-A Oklahoma City, he led the Dodgers in multiple offensive categories, ranking first in doubles (34), triples (5), and stolen bases (17)...also ranked in the top 25 in the National League in batting average (21st), SLG (20th), OPS (.850, 22nd), doubles (T-12th), triples (T-15th), extra-base hits (T-19th), stolen bases (T-15th) and stolen base percentage (81.0%, 4th)

According to Fangraphs.com, he finished 13th in the NL with a 4.7 WAR, which was the third best on the team behind Corey Seager (5.7, 7th NL) and Justin Turner (5.5, 9th NL)

Reached base safely in all 15 postseason games for the Dodgers, hitting .254 (15-for-59) with 12 runs, four doubles, one triple, three homers and seven RBI along with a .889 OPS...named co-MVP of the 2017 NLCS with Justin Turner, after hitting .316 (6-for-19) with five runs, one double, one triple, two home runs and three RBI paired with a 1.248 OPS in five games

Hit .316 (48-for-152, 6th NL) with six homers and 27 RBI from the seventh inning and later...his .368 (28-for-76) average in close and late situations was the best mark in the NL and ranked third in the Majors...in 74 games as the Dodgers leadoff hitter, he posted a .302/.370/.530 slashline with 51 runs, 17 doubles, three triples, 15 homers and 42 RBI along with seven stolen bases...collected three leadoff home runs, which tied for fifth most in the NL...in 70 road games he hit .336 (4th ML) with 14 homers and 47 RBI, compared to a .237 mark with seven homers and 25 RBI at Dodger Stadium...appeared in the outfield a majority of the season, playing 49 games (47 starts) in center field and 48 games (46 starts) in left field, while also playing 22 games (19 starts) at second base, 14 games (10 starts) at third base and eight games (three starts) at third base...posted a .989 fielding percentage (2 E/800.2 IP) in the outfield and recorded seven outfield assists (T-12th NL)...his three grand slam homers tied for the second most in the Majors and tied for most in Dodger

franchise history, joining Kal Daniels (1990), Mike Piazza (1998), Adrian Beltre (2004) and Matt Kemp (2009)...went 6-for-10 (.600, 5th ML) with the bases loaded...on July 22 against Atlanta, he went 2-for-2 with a homer and a triple after entering the game in the seventh inning as a defensive replacement and according to the Elias Sports Bureau, he became just the second Dodger player since 1900 to hit a triple and a home run in a game that he did not start in, joining Gordon Windhorn, who accomplished the feat against the Phillies on Sept. 12, 1961...led the game on Sept. 18 at Philadelphia with his first career inside-the-park home run, which was also the club's first inside-the-park home run since 2011 (Trent Oeltjen) and L.A.'s first leadoff inside-the-park homer since manager Dave Roberts did so against the Cubs in 2003...started the year with Triple-A OKC, where in 10 games he hit .233 (10-for-43) with two doubles, two triples, one homer, and five RBI...recalled on April 19 and spent the rest of the season with Los Angeles

2016

• In 36 combined games with the Mariners and the Dodgers, he hit .213 (13-for-61) with two doubles, two triples, one homer and seven RBI

• Acquired by the Dodgers from Seattle on June 19 in exchange for RHP Zach Lee after playing in just two games with the Mariners, going 1-for-3 with two strikeouts

Made three stints with the Dodgers, batting .207 (12-for-58) and appeared in 10 games (two starts) at third base, seven games (five starts) at second base and five games (four starts) at shortstop...slugged a grand slam in the sixth inning off of Silvano Bracho on July 15 at Arizona for his first career big league homer...also recorded single-game career-highs in runs (3), RBI (6) and extra-base hits (3), while tying a career-best in hits (3)...split time between the Mariners' Triple-A Tacoma and the Dodgers' Triple-A Oklahoma City, posting a combined .322/.397/.474 slashline with 25 doubles, six triples, three homers, 37 RBI and 17 stolen bases in 78 games...hit a combined .395 (30-for-76) with runners in scoring position

2015

• Appeared in 37 games with Seattle between two separate stints (May 4-June 1 and July 2-30), hitting .170 (16-for-94) with three doubles, a triple and an RBI

Began the season on the IL with a fractured triquetrum bone in his right wrist...appeared in 28 games (25 starts) at shortstop, four games (two starts) at second base and one game at third base...spent majority of the season with Triple-A Tacoma, batting .300 with 56 runs, 20 doubles, six triples, four homers, 32 RBI and 16 stolen bases in 86 games...finished the season tying for seventh in on-base percentage (.391) and tied for 12th in triples in the PCL

2014

• Finished the season in the Majors after making his big league debut on July 24, batting .287 with 16 runs, eight doubles, nine RBI and five stolen bases in 47 games with the Mariners

• Recorded a hit in his first 12 starts (.419, 18-for-43), which was the second-longest hit streak for a starter to begin a career in Mariners history

Had his contract selected on July 24 and made his Major League debut against the Orioles on the same day, making the start at shortstop...collected his first big league hit on that day, with a single in the fifth inning off of Wei-Yin Chen...appeared in 75 games with Triple-A Tacoma, posting a .328/.397/.497 slashline with 63 runs, 22 doubles, seven triples, five homers and 37 RBI...tied for sixth in triples in the PCL...selected to the Triple-A PCL mid-season All-Star Game and was honored as Triple-A All-Star Game PCL Top Star, after going 3-for-3 with a pair of doubles...also selected as Baseball America's Triple-A All-Star

2013

• Hit .314 with 108 runs, 28 doubles, 11 triples, eight homers, 60 RBI and 38 stolen bases in 134 combined games with Single-A High Desert and Double-A Jackson

• Led Seattle minor leaguers in hits (165) and was second in stolen bases (38)

Was one of three minor league players to hit over .300 with at least 100 runs, 45 extra-base hits, 30 stolen bases and over a .400 on-base percentage...selected as California League mid-season All-Star and was honored as Mariners Organizational All-Star by MiLB.com

2012

In his first professional season, combined to post a .322/.417/.432 slashline with 31 runs, 12 doubles, a triple, two homers, 22 RBI and 17 stolen bases in 49 games with Single-A Clinton and Single-A Everett

Personal

Christopher Armand Taylor...married to wife Mary, who welcomed son Theo in November 2023...founded the CT3 Foundation in 2020 with wife, Mary, which has grown to raise hundreds of thousands of dollars to support families in their community—directly and through partnerships with inspiring organizations...CT3F makes an impact in Los Angeles and Chris' hometown of Virginia Beach...graduated from Cox (VA) High School in 2009, when he was named the Virginia Class AAA State Player of the Year...played college ball at the University of Virginia (2010-12)...selected by the Seattle Mariners in the fifth round of the 2012 First-Year Player Draft.

Career Batting Record																					
Year	Team	AVG	G	AB	R	H	2B	3B	HR	RBI	SH	SF	HBP	BB	SO	SB	CS	OBP	SLG	E	
2012	Clinton	.304	12	46	5	14	0	0	0	4	2	0	3	2	4	4	1	.373	.304	0	
	Everett	.328	37	137	26	45	12	1	2	18	0	2	5	21	18	13	5	.430	.474	10	
2013	Jackson	.293	67	256	46	75	12	4	1	16	1	1	2	40	55	18	3	.391	.383	18	
	High Desert	.335	67	269	62	90	16	7	7	44	0	4	2	44	62	20	2	.426	.524	15	
	AZL Peoria	.294	18	68	8	20	4	1	1	5	2	0	0	6	15	5	2	.351	.426	3	
2014	SEATTLE	.287	47	136	16	39	8	0	0	9	1	1	2	11	39	5	2	.347	.346	7	
	Tacoma	.328	75	302	63	99	22	7	5	37	1	5	3	35	74	14	6	.397	.497	11	
2015	SEATTLE	.170	37	94	9	16	3	1	0	1	2	0	0	6	31	3	2	.220	.223	4	
	Tacoma	.300	86	343	56	103	20	6	4	32	0	1	2	50	61	16	8	.391	.429	14	
2016	LOS ANGELES	.207	34	58	8	12	2	2	1	7	0	0	0	4	13	0	0	.258	.362	1	
	SEATTLE	.333	2	3	0	1	0	0	0	0	0	0	0	4	13	0	0	.258	.362	0	
	Oklahoma City	.368	15	57	7	21	6	2	0	8	0	0	1	6	16	5	0	.438	.544	2	
	Tacoma	.312	63	247	41	77	19	4	3	29	1	1	2	29	49	12	5	.387	.457	13	
2017	LOS ANGELES	.288	140	514	85	148	34	5	21	72	0	1	3	50	142	17	4	.354	.496	11	
	Oklahoma City	.233	10	43	8	10	2	2	1	5	0	0	1	5	5	1	2	.327	.442	0	
2018	LOS ANGELES	.254	155	536	85	136	35	8	17	63	0	4	9	55	178	9	6	.331	.444	12	
2019	LOS ANGELES	.262	124	366	52	96	29	4	12	52	2	5	4	37	115	8	0	.333	.462	11	
	Rancho Cucamonga	.429	4	14	4	6	0	0	1	5	0	0	0	1	2	0	0	.467	.643	0	
2020	LOS ANGELES	.270	56	185	30	50	10	2	8	32	1	0	2	26	55	3	2	.366	.476	2	
2021	LOS ANGELES	.254	148	507	92	129	25	4	20	73	1	3	8	63	167	13	1	.344	.438	12	
2022	LOS ANGELES	.221	118	402	45	89	25	3	10	43	0	3	5	44	160	10	1	.304	.373	2	
	Oklahoma City	.429	2	7	2	3	0	0	2	3	0	0	1	0	0	0	0	.500	1.280	0	
2023	LOS ANGELES	.237	117	338	51	80	15	1	15	56	0	1	4	41	125	16	3	.326	.426	5	
Major League- 10 years	.254	978	3139	473	796	186	30	104	408	7	18	37	337	1027	84	21	.331	.431	69		
Dodger Totals - 8 years	.255	892	2906	448	740	175	29	104	398	4	17	35	320	955	76	17	.334	.442	55		
Minor League- 8 years	.316	438	1721	320	543	109	33	26	201	5	14	22	233	346	103	52	401	463	81		

Career Postseason Batting Record																					
Year	Team	AVG	G	AB	R	H	2B	3B	HR	RBI	SH	SF	HBP	BB	SO	SB	CS	OBP	SLG		
2017	NLDS: LAD vs ARI	.231	3	13	3	3	1	0	0	1	0	0	0	2	3	0	0	.333	.308		
	NLCS: LAD vs ChC	.316	5	19	5	6	1	1	2	3	0	0	0	5	2	0	0	.458	.789		
	WS: LAD vs. HOU	.222	7	27	4	6	2	0	1	3	0	0	1	4	5	0	1	.344	.407		
2018	NLDS: LAD vs ATL	.333	3	3	2	1	0	0	1	2	0	0	0	1	0	0	0	.500	1.333		
	NLCS: LAD vs MIL	.364	7	22	4	8	1	1	0	1	0	0	0	4	7	1	0	.462	.500		
	WS: LAD vs. BOS	.143	5	14	0	2	0	0	0	0	0	0	0	4	6	0	0	.333	.143		
2019	NLDS: LAD vs. WAS	.125	5	8	1	1	0	0	0	0	0	0	0	3	4	0	0	.364	.125		
2020	NLWC: LAD vs. MIL	.500	2	6	2	3	1	0	0	0	0	0	0	0	1	0	0	.500	.867		
	NLDS: LAD vs. SD	.000	3	11	1	0	0	0	0	0	0	0	0	2	4	0	0	.154	.000		
	NLCS: LAD vs. ATL	.222	5	18	3	4	2	0	0	0	0	0	0	2	8	0	0	.300	.333		
	WS: LAD vs. TB	.217	6	23	2	5	1	0	1	3	0	0	0	1	11	0	0	.250	.391		
2021	NLWC: LAD vs. STL	.500	1	2	1	1	0	0	1	2	0	0	0	0	0	0	0	.500	2.000		
	NLDS: LAD vs. SF	.143	18	49	10	7	2	0	1	4	0	1	0	10	13	0	0	.283	.245		
	NLCS: LAD vs. ATL	.476	6	21	5	10	3	0	3	9	0	0	0	3	7	3	0	.542	1.048		
2022	NLDS: LAD vs. SD	.000	2	7	0	0	0	0	0	0	0	0	0	0	5	0	0	.000	.000		
2023	NLDS: LAD vs. ARI	.167	3	6	0	1	0	0	0	1	0	0	0	1	2	0	0	.286	.167		
Postseason Totals	.248	67	214	36	53	13	2	9	26	0	1	1	1	34	67	4	1	.352	.453		
LWC Totals	.500	3	8	3	4	1	0	1	2	0	0	0	0	1	0	0	0	.500	1.000		
LDS Totals	.129	23	62	10	8	2	0	1	5	0	1	0	11	20	0	0	0	.257	.210		
LCS Totals	.350	23	80	17	28	7	2	5	13	0	0	0	14	24	4	0	0	.447	.675		
WS Totals	.203	18	64	6	13	3	0	2	6	0	0	1	9	22	0	1	0	.311	.344		

Career Single-Game Bests

Most Hits: 4 (4x), last: June 27, 2019 at COL

Most RBI: 6, July 15, 2016 at ARI

Most Home Runs: 2, (5x), last, May 28, 2023 at TB

Most Runs Scored: 5, May 2, 2021 at MIL

Most Stolen Bases: 2, (9x), last, August 13, 2023 vs. COL

Most Walks: 4, (2x), last, August 1, 2023 vs. OAK

Longest Hitting Streak: 9 games, June 29 - July 8, 2021

Grand Slams: 5, last, July 17, 2023 at BAL (Baker)

Career Fielding Record							
Position	PCT	G	PO	A	E	TC	DP
Second Base	.968	149	175	248	14	437	59
Third Base	.935	67	24	33	6	93	0
Shortstop	.962	290	300	662	38	1000	106
Left Field	.987	314	457	15	6	478	4
Center Field	.988	201	328	3	4	335	0
Right Field	.964	21	26	1	1	28	1

Career Transactions

- June 5, 2012: Drafted by the Seattle Mariners in the 5th round of the 2012 amateur draft. Player signed June 12, 2012.

- June 19, 2016: Traded by the Seattle Mariners to the Los Angeles Dodgers for Zach Lee.

Injured List

- April 4-18, 2015 (fractured right wrist)
- July 15 - August 20, 2019 (left forearm fracture)
- June 25 - July 9, 2023 (right knee soreness)



Blake
TREINEN

RHP | 49

@Dodgers

Bats: Right **Throws:** Right

Height: 6-5 **Weight:** 225

Opening Day Age: 35

Born: June 30, 1988 in Wichita, KS

Resides: Bellevue, WA

Acquired: Signed as a free agent on December 14, 2020

ML Service: 9.065

MLB Debut: April 12, 2014



Career Highlights

- * Kansas native enters his 11th professional season and fifth with the Dodgers...missed the 2023 season, recovering from a surgery of his labrum and rotator cuff in his right shoulder
- * Owns a 36-31 record with a 2.86 ERA in 449 Major League career games (seven starts) across nine seasons with Washington (2014-17), Oakland (2017-19) and Los Angeles (2020-23)
- * Has tossed scoreless relief in 15 of 23 Postseason appearances, going 2-3 with one save and 4.74 ERA (13 ER/24.2 IP)
- * Recorded a career-best 24.0 scoreless inning streak from August 25, 2018 to April 2, 2019
- * Made his Major League debut on April 12, 2014 against Atlanta, as a member of the Washington Nationals, tossing 2.0 scoreless relief innings while allowing two hits and striking out a batter
- * Earned his first career win on June 28, 2014 at Chicago, after allowing two earned runs on four hits in 5.0 innings
- * Picked up his first career save on July 27, 2016, recording the final two outs of the game against Cleveland on only four pitches
- * Selected by the Oakland Athletics in the seventh round of the 2011 First-Year Player Draft out of South Dakota State

Year-By-Year

2023

- Did not pitch in the Majors while rehabbing a shoulder injury
- Started the year on the IL, recovering from shoulder surgery before making his season debut with Rookie-Level ACL Dodgers on August 22, striking out two in one inning on seven pitches
- In two games with Triple-A Oklahoma City, he went 0-1 with a 20.25 ERA (3 ER/1.1 IP) to end the season

2022

- Went 1-1 on the season in five games, clocking a 1.80 ERA (1 ER/5.0 IP) and holding hitters to a .063 batting average... ended the season with an 0.40 WHIP and a 10.80 strikeout-per-nine mark with the Dodgers
- Appeared in seven games with Triple-A Oklahoma City on a rehab assignment for a right-arm injury, registering a 0-0 record and a 4.50 ERA (3 ER/6.0 IP) in seven games...recorded three holds and nine strikeouts while holding batters to a .296 average
- Underwent surgery in November to fix the labrum and rotator cuff in his right shoulder

Was on the injured list from April to September due to a partial tear in the capsule of his right shoulder, then went back on the IL after pitching in two games with right shoulder tightness...tossed four scoreless innings for the Dodgers...pitched in one inning of the NLDS vs. the Padres, giving up a home run to Jake Cronenworth

2021

- Wrapped up the 2021 season with a 6-5 record and seven saves to go with a 1.99 ERA (16 ER/72.1 IP) and 0.98 WHIP
- Limited hitters to a .179/.259/.253 slashline...allowed just five longballs in 257 at-bats
- Struck out the most batters (85) since the 2018 season and walked just 25...registered a 10.6 strikeout-per-nine mark
- Was dominant in the month of July, not allowing a walk in ten straight appearances from July 3 to July 24 while

striking out 12 batters and not allowing an earned run to score...did not allow a hit across seven games from July 11 - 27 and kept hitters to a .093 average

- Kept the opposition to a .111/198/153 slashline with runners in scoring position, striking out 28 of 72 batters
- Appeared in eight Postseason games, producing a 0-1 record with a 2.08 ERA (2 ER/8.2 IP) with eight strikeouts and just two walks

Was a force at home, producing a 5-2 record over 37 games for a 2.48 ERA (10 ER/36.1 IP)...registered his highest strikeout ratio percentage since 2018 at 29.7%...tossed 1.2 innings twice this year (6/9 at PIT, 6/25 vs. CHC), striking out three total batters...struck out three batters in six separate appearances...earned three of his five wins in August, garnering a 1.23 ERA (2 ER/14.2 IP)

2020

- Tied for the team lead with 27 relief appearances in his first year with Los Angeles, going 3-3 with one save and a 3.86 ERA...ranked fifth among MLB relievers with a 65.3 ground ball percentage
- In his primary role as a setup man, posted a 1.02 ERA (2 ER/17.2 IP) in 23 appearances in the 7th and 8th innings
- Was dominant to open the season, allowing just two earned runs in 171 innings (1.04 ERA) in his first 17 appearances through Sept. 3...limited opponents to a .169 batting average (10-for-59) with a 0.98 WHIP in that span
- Of his 14 inherited runners, only four scored (28.6%), tying for the 16th best percentage in the NL...limited opposing hitters to a .200 batting average (7-for-35) with runners in scoring position
- Made a team high 11 appearances during the Postseason, helping to lead the Dodgers to a title...limited hitters to a .214 batting average (9-for-42) with a 0.88 WHIP, stranding all four inherited runners...went 1-1 and picked up the same in World Series Game 5, while allowed six runs in 11.1 innings (4.76 ERA)

2019

- Went 6-5 with a 4.91 ERA (32 ER/58.2 IP) in 57 games, striking out 59 batters against 37 walks while posting a 1.62 WHIP
- Finished the season tied for 12th among American League pitchers in saves, converting 16 of 21 save opportunities
- His six wins tied for fifth most among American League relievers

Held opponents to a .257 average, including a .259 mark against right-handed batters and a .254 batting average against lefties...had 12 relief appearances of more than 1.0 inning, including four outings of 2.0 innings... went 0-2 with three saves and a 3.20 ERA (7 ER/19.2 IP) in appearances of 1.1 or more innings...was placed on the 10-Day IL with a strained right shoulder from June 23 to July 3

2018

- Went 9-2 with a career-high 38 saves, a career-low 0.78 ERA (7 ER/80.1 IP) and a career-high 100 strikeouts
- Led American League relievers in ERA and win percentage (.818) and ranked among leaders in saves (3rd), wins (2nd), innings pitched (5th, 80.1), strikeouts (5th) and WHIP (2nd, 0.83)
- Became the first pitcher in Major League history to save 30 games, compile an ERA under 1.00 and strikeout 100 batters...the ERA was the lowest in Major League history among pitchers with 80 or more innings since the earned run became an official stat (1912 in NL, 1913 in AL)

Was named Major League Relief Pitcher of the Year by Baseball Digest and was named as the reliever on the Baseball America All-Star Team...was named to his first All-Star Game after going 5-2 with 24 saves and a 0.94 ERA (5 ER/48.0 IP) in 40 first-half games...limited right-handed batters to a .124 batting average, the best mark among Major League relievers (min. 50.0 IP)... his .192 opponent's batting average against lefties ranked 19th among American League relievers... his overall .158 opponent's batting average was fourth-best among American League relief pitchers

2017

- Combined to go 3-6 with 16 saves and a 3.94 ERA (33 ER/75.2 IP) in 72 games with Washington and Oakland
- Was acquired by Oakland from Washington in the Sean Doolittle/Ryan Madson trade on July 16 ...went 3-4 with a 2.13 ERA in 35 appearances with Oakland and his ERA was third lowest in the American League among pitchers with more than 35 innings from July 17 through the end of the season
- Converted 16-of-21 (76.2%) save opportunities and tied for third among Major League relievers in grounded into double plays (12)... 11 of his 12 GDP were against righties

Yielded a .274 opponents batting average, including .252 against right-handed hitters and .302 against left-handers... tossed a season-high 2.0 innings May 2 against Arizona, his first of seven games of two or more innings...had surgery to remove a cyst on his right middle finger Oct. 6...the surgery was performed by Dr. McPherson Beall in Portland, Oregon

2016

- Pitched in a career-high 73 games, posting a 4-1 record with a save and a 2.28 ERA (17 ER/67.0 IP) while allowing a career-low 51 hits and striking out 64 batters
- Ranked among National League relievers in ERA (8th), holds (12th, 22) and games played (T-12th)
- Led NL relievers and ranked third in the majors in ground ball percentage (66.6%)...induced 17 double plays, which was the most in the majors among relievers

Recorded a 0.68 ERA with 14 strikeouts, four walks, 10 hits and seven holds in his final 15 games of the regular season...tossed 16.1 consecutive scoreless innings from May 15 to June 24...recorded his first career save, June 27 at

Cleveland (0.2 IP)...made his first appearance in the postseason...earned the win in Game 2 of the NLDS against Los Angeles (1.1 IP, 2 SO)

2015

- Made his first Opening Day roster in his first full season as a reliever, going 2-5 with a 3.86 ERA (29 ER/67.2 IP) while posting a 1.39 WHIP and striking out 65 batters
- Induced ground balls at a rate of 63.8 percent (5th in NL) and ranked 11th in the majors in fastball velocity (96.4 mph)

Held right-handed batters to a .187/.276/.216 line while surrendering just two extra base hits (double, home run) in 134 at bats...was optioned to Triple-A Syracuse July 20 and recalled Aug. 6...struck out 14 in 12.0 scoreless innings of relief spanning five games...upon his return to Washington, tossed scoreless relief in next 12 games (13.0 IP)...struck out 12, walked two and posted a 0.69 WHIP over that stretch

2014

- Enjoyed six separate stints with the Nationals in 2014 despite never having pitched above Double-A entering the 2014 season
- Was 1-3 with a 3.00 ERA in seven starts for Washington

Made his Major League debut April 12 at Atlanta with 2.0 scoreless innings...tossed 5.0 innings of two-run ball to earn his first career win on June 28 at Chicago-NL (G2)...went 8-2 with a 3.35 ERA in 16 International League starts for Triple-A Syracuse...fanned 71 batters per nine innings and walked just 2.2 batters per nine innings at Triple-A

2013

Combined on a 3.47 ERA in 23 games (22 starts) for Double-A Harrisburg and short-season Single-A Auburn in his third professional season...struck out 93 batters in 124.2 innings...was traded to Washington in a three-team, five-player deal prior to the 2013 season

2012

Began his conversion to a starting role, going 6-6 with a 4.70 ERA in 15 starts for Stockton of the Single-A California League...struck out a career-best 10 on June 12 vs. Bakersfield...posted a 2.08 ERA in nine relief appearances, fanning 14 in 13.0 innings out of the bullpen...registered a 4.0 strikeout-to-walk ratio (92 SO, 23 BB)

2011

Posted a win, two saves, a 3.67 ERA and allowed only one homer in his 30.0-inning pro debut with Burlington of the Single-A Midwest League and the Athletics' Arizona Rookie League club

Personal

Blake M. Treinen...he and his wife, Kati, have two daughters, Addison and Crue...pitched collegiately as a walk-on and graduated from South Dakota State University...went 10-4 with a 4.46 ERA in 25 career starts spanning two seasons (2010-11) for the Jackrabbits...struck out 9.4 batters per 9.0 innings at SDSU...before his arrival in Brookings, SD, studied at the University of Arkansas and Baker (KS) University...was member of Baker's JV squad...attempted to try out at Arkansas, but school did not have a program for walk-ons...was forced to sit out 2009 campaign while transferring from Arkansas to South Dakota State...graduated from Osage City (KS) High School ...during 2016 Spring Training, garnered attention as the subject of a clue on "Jeopardy," The Nationals' Blake Treinen hit 100 miles per hour with this type of pitch that gets its name from its downward motion (answer: "What is a sinker?")

Career Pitching Record

Year	Team	W-L	ERA	G	GS	CG	SHO	SV	IP	H	R	ER	HR	HB	BB	SO	WP	BK	AVG
2011	Burlington	1-1	3.67	18	0	0	0	2	27.0	20	13	11	1	1	7	29	2	0	.202
	AZL Athletics	0-0	0.00	3	0	0	0	0	3.0	3	0	0	0	0	1	7	0	0	.250
2012	Stockton	7-7	4.37	24	15	1	0	0	103.0	116	60	50	11	4	23	92	5	0	.278
	Harrisburg	6-7	3.64	21	20	0	0	0	118.2	125	54	48	9	4	33	86	8	1	.269
2013	Auburn	0-0	0.00	2	2	0	0	0	6.0	1	0	0	0	0	7	0	0	.056	
	WASHINGTON	2-3	2.49	15	7	0	0	0	50.2	57	17	14	1	2	13	30	1	0	.286
2014	Syracuse	8-2	3.35	16	16	0	0	0	80.2	78	34	30	4	4	20	64	2	0	.253
	WASHINGTON	2-5	3.86	60	0	0	0	0	67.2	62	32	29	4	2	32	65	4	0	.254
2015	Syracuse	0-0	0.00	5	0	0	0	0	12.0	6	0	0	0	0	1	14	3	0	.143
	WASHINGTON	4-1	2.28	73	0	0	0	1	67.0	51	19	17	5	0	31	63	1	0	.224
2016	OAKLAND	3-4	2.13	35	0	0	0	13	38.0	32	11	9	3	2	12	42	3	0	.225
	WASHINGTON	0-2	5.73	37	0	0	0	3	37.2	48	24	3	3	2	13	32	1	0	.320
2017	OAKLAND	9-2	0.78	68	0	0	0	38	80.1	46	12	7	2	1	37	59	1	0	.158
	OAKLAND	6-5	4.91	57	0	0	0	16	58.2	58	33	32	9	1	37	59	1	0	.257
2018	Las Vegas	1-0	2.70	1	0	0	0	0	10.0	4	3	3	2	0	0	0	0	0	.667
	LOS ANGELES	3-3	3.86	27	0	0	0	1	25.2	23	15	11	1	2	8	22	2	0	.240
2019	LOS ANGELES	6-5	1.99	72	0	0	0	7	72.1	46	20	16	5	3	25	85	3	0	.179
	LOS ANGELES	1-1	1.80	5	0	0	0	0	5.0	1	1	1	1	0	1	6	0	0	.063
2020	Oklahoma City	0-0	4.50	7	0	0	0	0	6.0	8	5	3	0	1	1	9	1	0	.296
	ACL Dodgers	0-0	0.00	1	1	0	0	0	1.0	0	0	0	0	0	0	2	0	0	.000
2021	Oklahoma City	0-1	2.05	2	0	0	0	0	1.1	2	3	3	0	1	1	1	0	0	.333
	Major League - 9 years	36-31	2.86	449	7	0	0	79	503.0	424	184	160	34	16	193	504	22	0	.229
Dodger Totals - 3 years		10-9	2.45	104	0	0	0	8	103.0	70	36	28	7	5	34	113	5	0	.200
Minor League - 7 years		23-17	3.65	97	53	1	0	2	357.1	361	169	145	27	14	86	308	21	1	.259

Career Postseason Pitching Record

Year	Team	W-L	ERA	G	GS	CG	SHO	SV	IP	H	R	ER	HR	HBP	BB	SO	WP	BK
2016	NLDS: WAS vs. LAD	1-1	6.75	3	0	0	0	0	2.2	3	2	2	0	1	0	5	0	0
2018	ALWC: OAK vs. NYY	0-0	13.50	1	0	0	0	0	2.0	2	3	3	1	0	2	0	0	0
2020	NLWC: LAD vs. MIL	0-0	0.00	1	0	0	0	0	1.0	1	0	0	0	0	0	1	0	0
	NLDS: LAD vs. SD	0-0	0.00	3	0	0	0	0	2.1	1	0	0	0	1	0	2	0	0
2021	NLCS: LAD vs. ATL	1-1	6.75	4	0	0	0	0	5.1	5	4	4	1	0	0	2	1	0
	WS: LAD vs. TB	0-0	6.75	3	0	0	0	1	2.2	2	2	2	0	0	1	5	0	0
	NLWC: LAD vs. STL	0-0	0.00	1	0	0	0	0	1.2	1	0	0	0	0	1	1	0	0
	NLDS: LAD vs. SF	0-0	2.70	3	0	0	0	0	3.1	1	1	1	0	0	0	5	0	0
2022	NLCS: LAD vs. SF	0-1	2.45	4	0	0	0	0	3.2	3	1	1	0	0	1	2	0	0
	NLDS: LAD vs. SD	0-0	9.00	1	0	0	0	0	1.0	1	1	1	1	0	2	1	0	0
Postseason Totals		2-3	4.91	24	0	0	0	1	25.2	20	14	14	3	2	7	24	1	0
LWC Totals		0-0	5.79	3	0	0	0	0	4.2	4	3	3	1	0	3	2	0	0
LDS Totals		1-1	3.86	10	0	0	0	0	9.1	6	4	4	1	2	2	13	0	0
LCS Totals		1-2	5.00	8	0	0	0	0	9.0	8	5	5	1	0	1	4	0	0
WS Totals		0-0	6.75	3	0	0	0	1	2.2	2	2	2	0	0	1	5	1	0

Career Single-Game Bests

Low-Hit Complete Game:	None	Most Strikeouts:	6, May 14, 2015 at SD
Most Innings Pitched - Starter:	6.0 IP, June 7, 2014 at SD	Most Walks:	5, May 22, 2014 at PIT
Most Innings Pitched - Reliever:	5.0 IP, May 14, 2015 at SD	Longest Winning Streak:	4 games, July 20 - August 1, 2019
Most Earned Runs Allowed:	5, August 24, 2016 vs. BAL	Longest Losing Streak:	4 games, August 16-September 5, 2017

Career Fielding Record

Position	PCT	G	PO	A	E	TC	DP
Pitcher	.936	449	29	74	7	110	3

Career Transactions

- June 7, 2011: Drafted by the Oakland Athletics in the 7th round of the 2011 amateur draft. Player signed June 14, 2011.
- January 16, 2013: Traded as part of a 3-team trade by the Oakland Athletics with a player to be named later and A.J. Cole to the Washington Nationals. The Seattle Mariners sent John Jaso to the Oakland Athletics. The Washington Nationals sent Mike Morse to the Seattle Mariners. The Oakland Athletics sent Ian Kroi (March 20, 2013) to the Washington Nationals to complete the trade.
- July 16, 2017: Traded by the Washington Nationals with Jesus Luzardo and Sheldon Neuse to the Oakland Athletics for Sean Doolittle and Ryan Madson.
- December 14, 2019: Signed a one-year contract with Los Angeles
- January 5, 2021: Signed a two-year contract with Los Angeles

Injured List

- June 23 - July 3, 2019 (shoulder strain)
- May 17 - Sept. 2, 2022 (right shoulder tightness)
- Sept. 10 - Oct. 6, 2022 (right shoulder tightness)
- February 16 - November 11, 2023 (recovery right shoulder surgery)



Ricky
VANASCO

RHP | 61

@ricky_v13

Bats: Right **Throws:** Right

Height: 6-3 **Weight:** 180

Opening Day Age: 25

Born: October 13, 1998 in Morristown, FL

Resides: Tampa, FL

Acquired: Signed as a free agent on November 16, 2023

Career Summary

* The Florida native enters his sixth professional season and second in the Dodgers organization after spending parts of last season with

* In his minor league career, the righty has posted a 3.46 ERA (80 ER/208.0 IP) with 279 strikeouts in 79 games (40 starts) with Texas (2017-2023) and Los Angeles- NL (2023)

* Named Northwest League Mid-Season All-Star and Northwest League Pitcher of the Week on July 7 with Class-A Short Season Spokane in 2019...fired six scoreless innings, giving up one hit and two walks while striking out ten in his July 5th start

* Recorded his first professional save on July 25 with Tulsa against Springfield, tossing one hitless inning of relief, walking one batter and striking out one

* Notched his first professional win on July 10, 2018 against AZL Padres 1, firing four scoreless innings, giving up three walks and striking out four

* Selected in the 15th round of the 2017 MLB Draft by the Texas Rangers

Year-By-Year

2023

- Began the year with Double-A Frisco before being traded to the Los Angeles Dodgers on June 1
- With Double-A Frisco, gave up six runs over 2.1 innings in two starts
- In one start with Rookie-level ACL Dodgers, retired the side in five pitches, including one strikeout
- Spent a majority of the season with Double-A Tulsa, appearing as a reliever for 20 games...amassed a 1-4 record with a 1.52 ERA (4 ER/23.2 IP) while holding batters to a .189 average and boasting a 1.10 WHIP
- With Triple-A Oklahoma City, made five scoreless outings over 5.1 innings...only gave up three hits and one walk while striking out six
- Recorded his first professional save on July 25 with Tulsa against Springfield, tossing one hitless inning of relief, walking one batter and striking out one

Was scoreless in his 10 outings over 11 innings in the month of August with Tulsa for a 1-2 record, giving up seven unearned runs, 10 hits, and seven walks while striking out 18...only gave up runs in a combined four games out of the 28 games he appeared in

2022

- Spent most of the season with Advanced-A Hickory before being promoted to Double-A Frisco on September 9
 - With Advanced-A Hickory, garnered a 3-5 record with a 4.48 ERA (42 ER/84.1 IP) in 21 outings with a 1.48 WHIP
 - In two starts with Double-A Frisco, went 0-0 with a 6.75 ERA (6 ER/8.0 IP) with seven strikeouts against five walks
- Recorded a combined nine games of giving up one run or less...was even-keeled against right and left handed batters with Advanced-A Hickory, tossing a .264 and .220 average respectively...had his best month in June, going 2-0 with a 4.03 ERA (10 ER/22.1 IP) with 30 strikeouts against 12 walks

2021

- Did not appear the entire season while recovering from Tommy John surgery

2020

- No minor league season...spent time at the Rangers Alternate Training Site and was assigned to Advanced-A Down East

2019

- Spent a majority of the season with Class-A Short Season Spokane before being assigned to Single-A Hickory on August 21
- In nine games for Class-A Short Season Spokane, garnered a 3-1 record with a 1.85 ERA (8 ER/39.0 IP) while holding batters to a 173 average
- With Single-A Hickory, tossed a 0-0 record with a 1.69 ERA (2 ER/10.2 IP) with 16 strikeouts against only three walks in two games
- Named Northwest League Mid-Season All-Star and Northwest League Pitcher of the Week on July 7 with Class-A Short Season Spokane...fired six scoreless innings, giving up one hit and two walks while striking out ten in his July 5th start

2018

- Played in seven games (three starts) for Rookie-level AZL Rangers
- Finished the season 3-3 with a 4.38 ERA (12 ER/24.2 IP), striking out 25 batters against 13 walks
- Notched his first professional win on July 10 against AZL Padres 1, firing four scoreless innings, giving up three walks and striking out four

2017

- Appeared in ten games for Rookie-level AZL Rangers, going 0-1 while firing nine scoreless innings total...gave up eight hits, two runs, and five walks while striking out 16 batters in total

Personal

Ricky Vanasco...born October 13, 1998 in Morriston, Florida...selected in the 15th round of the 2017 MLB Draft by the Texas Rangers out of Williston High School in Williston, Florida

Career Pitching Record

Year	Team	W-L	ERA	G	GS	CG	SHO	SV	IP	H	R	ER	HR	HB	BB	SO	WP	BK	AVG
2017	AZL Rangers	0-1	0.00	10	0	0	0	0	9.0	8	2	0	0	0	5	16	0	0	.229
2018	AZL Rangers	3-3	4.38	7	3	0	0	0	24.2	25	12	12	1	1	13	25	3	0	.287
2019	Spokane	3-1	1.85	9	9	0	0	0	39.0	23	10	8	2	1	22	59	2	0	.173
	Hickory	0-0	1.69	2	2	0	0	0	10.2	5	3	2	0	1	3	16	0	0	.143
2022	Hickory	3-5	4.48	21	21	0	0	0	84.1	78	45	42	12	1	47	111	6	3	.245
	Frisco	0-0	6.75	2	2	0	0	0	8.0	11	8	6	2	1	5	7	0	0	.324
2023	Frisco	0-0	23.14	2	2	0	0	0	2.1	4	10	6	0	2	4	2	0	0	.333
	ACL Dodgers	0-0	0.00	1	1	0	0	0	1.0	0	0	0	0	0	0	1	0	0	.000
	Tulsa	1-3	1.52	20	0	0	0	1	23.2	17	11	4	3	1	9	36	0	2	.189
	Oklahoma City	0-0	0.00	5	0	0	0	1	5.1	3	0	0	0	0	1	6	0	0	.167
Minor League- 5 years		10-14	3.46	79	40	0	0	2	208.0	174	101	80	20	8	109	279	11	5	.227

Career Transactions

- July 6, 2013: Drafted by the Texas Rangers in the 15th round of the 2017 Draft out of Williston High School (FL)
- June 1, 2023: Traded to the Los Angeles Dodgers from the Texas Rangers for RHP Luis Valdez.
- November 16, 2023: Signed by the Los Angeles Dodgers as free agent.

Injured List

- No injuries at the Major League level



Miguel VARGAS

IF | 27

@miggy_13

Bats: Right **Throws:** Right

Height: 6-3 **Weight:** 205

Opening Day Age: 24

Born: November 17, 1999 in La Habana, Cuba

Resides: La Habana, Cuba

Acquired: Signed as minor-league free agent on September 7, 2017

ML Service: 0.041

ML Debut: August 3, 2022

Career Highlights

- * Over his four seasons in the Dodger organization, the Cuban owns a .310/.392/.487 Minor League slashline for 127 doubles, 12 triples, 59 home runs, and 308 RBI and a Major League slashline of .191/.290/.350
- * Made his first Major League Opening Day roster in 2023
- * Made his Major League debut on August 3, 2022 at San Francisco...recorded his first Major League hit, a double, off of RHP Alex Cobb in the top of the second and ended the game 2-for-4 with two RBI
- * Clubbed his first Major League home run on September 24, 2022 vs. St. Louis off LHP Jordan Montgomery to center field
- * Was named to the 2022 All-Star Futures Game...started at second base and went 0-1 at the plate with a walk, a run, and a groundout in four innings
- * Named to the Dodgers 2022 26-man NLDS roster, the first of his career...did not play
- * Awarded 2022 Triple-A Player of the Year and Dodgers' Minor League Player of the Year by Baseball America after slashing .304/.404/.511 with 17 home runs and 82 RBI
- * Voted MiLB.com's Top MLB Prospect in the Pacific Coast League by Minor League managers for 2022
- * In 2021, he was named as a MiLB.com Organization All-Star and Double-A Central Player of the Month in August after slash line .319/.380/.526 with 27 doubles, career-high 23 home runs, 76 RBI and 11 stolen bases
- * In 2019, he earned multiple awards with Single-A Great Lakes, including Post-Season All-Star, MiLB.com Organization All-Star, Baseball America Low Class A All-Star and Mid-Season All-Star
- * Signed by the Dodgers as a free agent on September 7, 2017

Year-By-Year

2023

- Made his first Opening Day roster, spending the first half of the season with the Dodgers before being optioned to Triple-A Oklahoma City on July 9
- In 81 games with the Dodgers, notched a .195/.305/.367 slashline with 15 doubles, four triples, seven home runs and 61 RBI
- With Triple-A Oklahoma City, finished with a .288 batting average (68-for-236) with a .886 OPS and 25 extra base hits in 60 games
- Spent most of his time with the Dodgers at second base (78 G, 69 GS) for a .982 fielding percentage, committing five errors over 281 total chances in 613.2 innings...with Triple-A Oklahoma City, recorded a .974 fielding percentage in 28 games at second base, committing three errors in 116 total chances over 252.0 innings

Recorded a season-high three doubles on May 2 against PHI, finishing the game 4-for-5 with two runs and three RBI...had his best month with the Dodgers in May, slashing .223/.288/.457 in 25 games with four home runs and 16 RBI...tallied an eight-game hit streak with Triple-A Oklahoma City from July 25-August 2, going 13-for-35 (.371) with three home runs and seven RBI...notched a seven-game hit streak from May 13-20 with the Dodgers, hitting 10-for-28 (.357)

2022

- Spent majority of the season with Triple-A Oklahoma City (113 G) and was called up to the Big Leagues on August 2, making his debut the following day at San Francisco where he recorded his first ML hit with a double off of Alex Cobb
- In 18 games with the Dodgers, he punched .170 (8-for-47) with a double, a home run and eight RBI...stroked his first

Major League home run on September 24 versus St. Louis off Jordan Montgomery

- Named to the Dodgers 2022 26-man NLDS roster, the first of his career...did not appear
- Awarded 2022 Triple-A Player of the Year and Dodgers' Minor League Player of the Year by Baseball America
- In 113 games with Triple-A Oklahoma City, the righty roped a .304 average (133-for-438) including 32 doubles, four triples (career-high), 17 home runs, and 82 RBI (career-high)... slashed .304/.404/.511 with 224 total bases and 53 extra base hits (career-high)
- Had the fifth highest batting average in Triple-A with .304 and second highest on base percentage with .404
- Voted MiLB.com's Top MLB Prospect in the Pacific Coast League by Minor League managers

Averaged .351 (33-for-94) against lefties with OKC and .291 against righties (100-for-344)...most of his Minor League starts were at third base where he has a fielding percentage of .919 with 15 errors...went 3-for-4 with one run on April 12 with Oklahoma City, clubbing a triple and three RBI against the El Paso Chihuahuas... had his best month in May with OKC, slashing .316/.422/.531 with 31 hits including five doubles, four home runs and 18 RBI in 98 at bats in 25 games... ranked second in Pacific League in batting average (.304), on-base percentage (.404), and tied for first in runs (100)

2021

- Divided his time between Advanced-A Great Lakes and Double-A Tulsa, making the move on June 16
- Named as a MiLB.com Organization All-Star and Double-A Central Player of the Month in August after slashline .319/.380/.526 with 27 doubles, career-high 23 home runs, 76 RBI and 11 stolen bases
- With Single-A Great Lakes, he slashed .314/.366/.532 with a .898 OPS in 156 at-bats over 37 games
- Tallied a 22-game hit streak with Great Lakes from May 12 - June 5, going 35-for-95 with eight doubles and seven RBI
- With Double-A Tulsa, went 67-for-327 for a .321 average over 83 games...totaled 16 doubles, 16 home runs, and 60 RBI with seven stolen bases
- Notched the third multi-home run game of his career, with two blasts on Aug. 14 against Wichita as part of the Tulsa Drillers
- Spent time across the infield, combining for 10 games at first base, 17 games at second game, and 84 games at third base...committed just 15 errors in 334 chances
- Was named the 2021 Branch Rickey Minor League Player of the Year by the Los Angeles Dodgers organization after hitting .319 with 23 homers and 76 RBI

Knocked in a career-high eight RBI on July 25 against Northwest Arkansas, going 3-for-4 with four runs, one double, one home run, and two walks...had 12 three-hit games, knocking in 17 runs...tallied ten multi-walk games...during home games, hit .342/.367/.603 with four home runs and ten RBI...had his best month in August, averaging .410 (41-for-100) with five home runs and 18 RBI...hit right-handed pitching well, slashing .381/.435/.524 across 12 games

2020

Spent parts of the season at the alternate site at USC

2019

- Split the season between Single-A Great Lakes and Advanced-A Rancho Cucamonga
- With the Loons, the infielder appeared in 70 games and milked a .325/.399/.464 slashline for 20 doubles, two triples, five home runs and 45 total RBI

Racked up several accolades during the season with Great Lakes, including Post-Season All-Star, MiLB.com Organization All-Star, Baseball America Low Class A All-Star, Mid-Season All-Star, and was voted Player of the Week on August 25 with Advanced-A Rancho Cucamonga...was promoted to Advanced-A Rancho Cucamonga on July 2, after smashing two home runs in each game on back to back dates, June 30 and July 1, against Fort Worth...posted a .284 average (60-for-211) with the Quakes, totaling 18 doubles, one triple, and two home runs for 86 TB...started 42 games at third base for a .958 fielding percentage and also played six games at second base

2018

In his first season as a member of the Dodger organization, the infielder played with Rookie-level AZL Dodgers, Single-A Great Lakes, and Rookie-level Ogden...with AZL Dodgers, slashed .419/.514/.581 with a 1.094 OPS as he totaled three doubles, one triple, and two RBI over 31 AB...posted a .213 average (16-for-75) with one double and one triple over 23 games with Single-A Great Lakes...started 19 games at third base...as a member of Rookie-level Ogden team, he earned a .394/.447/.596 slashline accompanied by 11 doubles, one triple, two home runs and 22 RBI for a 1.042 OPS...also played 1B (6 G, 6 GS), 2B (2 G, 2 GS), and 3B (13 G, 12 GS)

Personal

Miguel Antonio Vargas...born in La Habana, Cuba on November 17, 1999...first and third baseman was signed as a free agent on September 7, 2017

Career Batting Record

Year	Team	AVG	G	AB	R	H	2B	3B	HR	RBI	SH	SF	HP	BB	SO	SB	CS	OBP	SLG	E
2018	Great Lakes	.213	23	75	4	16	1	1	0	6	1	2	1	10	20	0	0	.307	.253	4
	AZL Dodgers	.419	8	31	6	13	3	1	0	2	0	0	1	5	3	1	0	.514	.581	1
	Ogden	.394	22	94	25	37	11	1	2	22	0	0	1	8	13	6	1	.447	.596	8
2019	Rancho Cucamonga	.284	54	211	23	60	18	1	2	32	1	1	3	20	40	4	3	.353	.408	5
	Great Lakes	.325	70	280	53	91	20	2	5	45	3	0	5	35	43	9	1	.399	.464	17
2021	Great Lakes	.314	37	156	31	49	11	1	7	16	0	2	5	9	32	4	0	.366	.532	6
	Tulsa	.321	83	327	67	105	16	1	16	60	0	5	2	36	57	7	1	.386	.523	17
2022	LOS ANGELES	.170	18	47	4	8	1	0	1	8	0	1	0	2	13	1	0	.200	.255	1
	Oklahoma City	.304	113	438	100	133	32	4	17	82	0	5	6	71	76	16	5	.404	.511	16
2023	LOS ANGELES	.195	81	256	36	50	15	4	7	32	1	4	4	38	61	3	2	.305	.367	5
	Oklahoma City	.288	60	236	45	68	15	0	10	43	0	1	2	46	57	8	0	.405	.479	7
Major League - 2 years		.191	99	303	40	58	16	4	8	40	1	5	4	40	74	4	2	.290	.350	6
Dodger Totals - 2 years		.191	99	303	40	58	16	4	8	40	1	5	4	40	74	4	2	.290	.350	6
Minor League- 5 years		.310	470	1848	354	572	127	12	59	308	2	21	24	240	341	55	11	.392	.487	56

Career Single-Game Bests

Most Hits: 4, May 2, 2023 vs. PHI

Most RBI: 3, May 2, 2023 vs. PHI

Most Home Runs: 1, (7x), last, June 21, 2023 at LAA

Most Runs Scored: 2, (3x), last, May 3, 2023 vs. PHI

Most Stolen Bases: 1, (3x), last, June 6, 2023 at CIN

Most Walks: 3, May 31, 2023 vs. ARI

Longest Hitting Streak: 7 games, May 13-20, 2023

Grand Slams: --

Career Fielding Record

Position	PCT	G	PO	A	E	TC	DP
First Base	1.000	13	44	5	0	49	4
Second Base	.982	78	120	156	5	281	46
Third Base	.000	1	0	0	0	0	0
Left Field	.900	7	9	0	1	10	0

Career Transactions

• September 7, 2017: Signed as a non-drafted international free agent

Injured List

• No Injuries at the Major League Level



Gus
VARLAND

RHP | 58

@gusvarland

Bats: Left **Throws:** Right

Height: 6-1 **Weight:** 213

Opening Day Age: 27

Born: November 6, 1996 in Maplewood, Minnesota

Resides: Minneapolis, MN

Acquired: Returned to the Dodgers via the Rule 5 Draft on May 22, 2023

ML Service: 0.102

Debut: March 30, 2023

Career Summary

- * In his second stint with the Dodgers organization after being designated for assignment by Milwaukee on May 22, 2023
- * Has made 16 relief appearances at the Major League level between Milwaukee and Los Angeles-NL, going 1-1 with a 6.64 ERA (15 ER/20.1 IP)
- * Made his Major League debut on March 30, 2023 with Milwaukee...tossed one scoreless inning of relief while giving up two hits and one walk while striking out one in the no decision
- * Garnered his first Major League win with the Dodgers on August 23 against Cleveland, going 1.1 scoreless innings and giving up one hit and one walk while striking out three
- * Owns a career Minor League record of 9-13 with a 4.14 ERA (96 ER/208.2 IP) with 226 strikeouts against 84 walks with a 1.33 WHIP
- * Drafted in the 14th round of the 2018 draft by the Oakland Athletics

Year-By-Year

2023

- Made his first Opening Day Roster with Milwaukee
- Pitched in eight relief appearances for Milwaukee, going 0-0 with a 11.42 ERA (11 ER/8.2 IP)
- Made his Major League debut on March 30, 2023 with Milwaukee against the Chicago Cubs...tossed one scoreless inning of relief while giving up two hits and one walk while striking out one in the no decision
- Appeared in eight relief appearances for the Los Angeles Dodgers before being put on the injured list on September 10 with right knee inflammation...went 1-1 with 3.09 ERA (4 ER/11.2 IP)
- Garnered his first Major League win with the Dodgers on August 23 against Cleveland, going 1.1 scoreless innings and giving up one hit and one walk while striking out three
- Pitched in five games between Advanced-A Wisconsin and Triple-A Nashville with Milwaukee and 30 games (one start) with Triple-A Oklahoma City with Los Angeles for a combined 2-3 record and a 3.46 ERA (15 ER/39.0 IP)

2022

- Fired a 4-4 record with a 6.11 ERA (48 ER/70.2 IP) and two saves in 41 games (seven starts) at Double-A Tulsa
- His first seven outings came as a starter, going 0-3 with an 8.54 ERA (25 ER/26.1 IP)...his last 34 appearances came in relief, going 4-1 with a 4.67 ERA (23 ER/44.1 IP)
- Following the season was selected by Milwaukee in the Rule 5 Draft

Produced 85 strikeouts in 70.2 innings...spun a season-high seven strikeouts on April 27 against Corpus Christi...tallied scoreless appearances in 22 of his 41 outings...had his best month in June, going 1-0 in 8 relief appearances with a 1.86 ERA (2 ER/9.2 IP) while holding batters to a .182 average

2021

- Traded to the Dodgers on February 12, 2021 and invited to Spring Training
- Spent the whole season with Double-A Tulsa, firing a 1-4 record with a 5.71 ERA (22 ER/34.2 IP) while holding batters to a .252 average in 16 outings (14 starts)

2020

- Did not participate in the 2020 season after the minor league season was cancelled

2019

- Made five starts for Advanced-A Stockton with a 2-1 record, allowing seven runs on 23 hits in 26.1 innings and striking out 27

He pitched a season-high seven innings with four hits with six strikeouts on June 26 vs. Visalia...he struck out five or more batters in four of his five games.

2018

- Split his first professional season between Rookie-level AZL Athletics (1 GS), Class A Short Season Vermont (7 G, 5 GS) and Single-A Beloit (5 GS)
- Tossed a combined 0-1 record with a 0.95 ERA (4 ER/38.0 IP) in 13 games (11 starts)...struck out 50 batters against only eight walks

Personal

Augustus James Varland...born November 6, 1996 in Maplewood, Minnesota...graduated from North St. Paul (MN) High School, where he also played basketball as a freshman and sophomore...graduated from Concordia University in 2020 with a bachelor's degree in mathematics after pitching there from 2016-18...his great-uncle, Carroll Hardy, played in the majors as an outfielder with Cleveland (1958-60), Boston (1960-62), Houston (1963-64) and Minnesota (1967)...drafted in the 14th round of the 2018 draft by the Oakland Athletics

Career Pitching Record

Year	Team	W-L	ERA	G	GS	CG	SHO	SV	IP	H	R	ER	HR	HB	BB	SO	WP	BK	AVG
2018	AZL Athletics	0-0	0.00	1	1	0	0	0	1.0	1	0	0	0	0	1	0	0	0	.333
	Vermont	0-1	1.02	7	5	0	0	0	17.2	14	5	2	0	1	4	22	0	0	.215
	Beloit	0-0	0.93	5	5	0	0	0	19.1	8	2	2	1	3	3	28	0	0	.123
2019	Stockton	2-1	2.39	5	4	0	0	0	26.1	23	8	7	3	0	8	27	0	1	.235
2021	Tulsa	1-4	5.71	16	14	0	0	0	34.2	33	23	22	7	3	18	22	0	0	.262
2022	Tulsa	4-4	6.11	41	7	0	0	2	70.2	79	54	48	11	9	37	85	8	2	.289
2023	Wisconsin	0-1	13.50	2	0	0	0	0	2.0	4	3	3	0	0	1	0	0	0	.400
	Nashville	0-1	9.82	3	0	0	0	0	3.2	3	4	4	2	1	4	3	0	0	.250
	Oklahoma City	2-1	2.16	30	1	0	0	2	33.1	29	12	8	2	0	8	39	1	0	.236
	MILWAUKEE	0-0	11.42	8	0	0	0	0	8.2	15	12	11	3	1	8	6	0	0	.357
	LOS ANGELES	1-1	3.09	8	0	0	0	0	11.2	12	6	4	0	0	8	14	2	0	.279
Major League- 1 year		1-1	6.64	16	0	0	0	0	20.1	27	18	15	3	1	16	20	2	0	.318
Dodger Totals - 1 year		1-1	3.09	8	0	0	0	0	11.2	12	6	4	0	0	8	14	2	0	.279
Minor League - 5 years		9-13	4.14	110	37	0	0	4	208.2	194	111	96	26	17	84	226	9	3	.249

Career Single-Game Bests

Low-Hit Complete Game:	---	Most Strikeouts:	3, (3x), last, Sept. 1, 2023 vs. ATL
Most Innings Pitched - Starter:	---	Most Walks:	3, (2x), last, May 15, 2023 at STL
Most Innings Pitched - Reliever:	2.0, (24x, last, Sept. 6, 2023 at MIA	Longest Winning Streak:	1 game, August 23, 2023
Most Earned Runs Allowed:	9, May 15, 2023 at ST	Longest Losing Streak:	1 game, Sept. 9, 2023 - current

Career Fielding Record

Position	PCT	G	PO	A	E	TC	DP
Pitcher	.750	16	0	3	1	4	1

Career Transactions

- June 6, 2018: Drafted by the Oakland Athletics in the 14th round of the 2018 amateur draft. Player signed June 11, 2018.
- February 12, 2021: Traded by the Oakland Athletics with Sheldon Neuse to the Los Angeles Dodgers for Adam Kolarek and Cody Thomas.
- December 7, 2022: Selected off waivers by the Milwaukee Brewers from the Los Angeles Dodgers.
- May 22, 2023: Returned (earlier draft pick) by the Milwaukee Brewers to the Los Angeles Dodgers.

Injured List

- Sept. 10-November 6, 2023 (right knee inflammation)



Alex VESIA

LHP | 51

@alexvesia

Bats: Left **Throws:** Left

Height: 6-1 **Weight:** 210

Opening Day Age: 27

Born: April 11, 1996 in Alpine, CA

Resides: Alpine, CA

Acquired: Trade from Miami on February 12, 2021

ML Service: 3.103

MLB Debut: July 25, 2020

Career Summary

* Left-handed reliever enters his fourth year with Los Angeles after solidifying himself as a dependable southpaw out of the bullpen...was acquired from Miami in February 2020 in a trade for Dylan Floro

* As a Major Leaguer, owns a 10-7 record with three saves and a 3.40 ERA (56 ER/148.1 IP)...has struck out 202 batters against 70 walks and limited hitters to a .205 average

* Set career-highs in numerous categories during the 2022 season: wins (5), games (63), holds (16), innings pitched (54.1), and strikeouts (79)

* Earned his first Major League win on July 31, 2021 at Arizona, tossing one scoreless inning of relief

* Recorded his first Major League save on September 21, 2021 at Colorado after pitching 0.1 innings in relief

* Made his first career start, going 1.0 scoreless innings, giving one hit while striking out two in the no decision against the Angels on July 8, 2023

* Has pitched especially well at home ball parks, allowing just 56 hits with 108 strikeouts and holding opponents to a 2.00 average over 76.1 IP (83 G)

* Saw his first Postseason action in 2021 in both the NLDS and NLCS...posted a 2.08 ERA (1 ER/4.1 IP) with seven strikeouts and three walks over seven games

* Made his MLB debut on July 25, 2020 at Philadelphia as a member of the Marlins organization...allowing two runs in 0.2 innings and despite taking the loss, he struck out the first big league hitter he faced, Didi Gregorius

* Was named a MiLB.com Organization All-Star in 2019 as a member of the Marlins system

* Attended Division II Cal State East Bay and was the school's all-time leader in wins (24) and strikeouts (249)...is the school's highest-ever drafted pitcher

* Selected by Miami in the 17th round of the 2018 First-Year Player Draft and was signed by scout John Hughes

Year-By-Year

2023

- Garnered a 2-5 record with one save and a 4.35 ERA (24 ER/49.2 IP) along with 64 strikeouts and 17 walks
 - Produced a better second half, going 2-1 with a 2.54 ERA (8 ER/28.1 IP) and held opponents to a .168 batting average...posted a 0-4 record with a 6.75 ERA (16 ER/21.1 IP) while opponents hit .361 off him in the first half of the season
 - Locked down his first and only save of the season on July 6 against the Pirates
 - Spent three separate stints in the Minors, going 1-1 with a 3.38 ERA (5 ER/13.1 IP) and 22 strikeouts
 - Made his first career start, going 1.0 scoreless innings, giving one hit while striking out two in the no decision on July 8 against the Angels
 - Made two appearances in the 2023 NLDS against the Diamondbacks, tossing 2.0 innings, giving up one hit and one run while striking out two
- Had his best month in July, going 0-0 with one save and a 1.80 ERA (2 ER/10.0 IP) and 15 strikeouts...notched a season high three strikeouts twice (June 9 at PHI, Sept. 13 vs. SD)...held righties to a .250 average compared to a .279 average against lefties

2022

- Twirled a 5-0 record on the season with a career-low ERA of 2.15 (13 ER/54.1IP)...struck out 79 and walked 24 in 63 games
- Set career-highs in numerous categories during the 2022 season: wins (5), games (53), holds (16), innings pitched (54.1), and strikeouts (79)
- Fanned out 79 batters on the season, the highest of any reliever on the team and sixth highest overall...tied for second-most appearances on the team with 63 (Evan Phillips: 64, Craig Kimbrel: 63)
- Logged his first win of the season on June 22 vs. Cincinnati, pitching one relief inning, allowing one hit, and striking out two
- Recorded his second career save and only on the season July 7 vs. the Cubs, striking out the only batter he faced
- Ended his scoreless streak of 8.2 innings over ten games May 13 vs. PHI
- Appeared in three games of the NLDS, giving up a combined two hits in 2.2 relief innings, walking three and striking out four

Garnered at least one strikeout in 51 of his 63 appearances ...held lefties to an impressive .130 batting average (9-for-69) and righties to .217 (28-for-129)...had his best month in September, going 2-0 with an 0.90 ERA (1 ER/ 10.0 IP) in 10 games, giving up three hits and five walks while punching out 16...amassed a 4-0 record and 1.05 ERA (3 ER/25.2 IP) in the second half of the season...held hitters to a .198 batting average at home and .178 away...struck out the side three times (5/1 vs. DET, 8/21 vs. MIA, 9/22 vs. ARI)

2021

- Was a key piece of the bullpen for majority of the season, amassing a 3-1 record across 41 games for a 2.08 ERA (10 ER/40.0 IP) tagged with 54 punchouts and 22 walks
- Earned his first Major League win on July 31 at Arizona, tossing a scoreless inning of relief
- Was even keeled against both lefties and righties, keeping hitters to a .160/.150 respective average
- Proved to be incredibly affective at home, limiting the opposition to just seven hits and a .097 average across 22 games this season
- Pitched a career-high 2.0 innings twice this season, on May 4 against the Cubs and July 19 versus the Giants...struck out two in each appearance
- Registered his three wins in the second half over 29 games, producing a 0.99 ERA and 0.84 WHIP in those appearances...faced 106 batters and struck out 36 against just 11 walks
- Saw his first Postseason action in Game 1 of the NLDS against San Francisco...totaled a 2.08 ERA (1 ER/4.1 IP) with seven strikeouts and three walks over seven games
- Appeared for Triple-A Oklahoma City from June 7 to July 6...pitched in nine games, fanning 19 batters and allowing just three walks for a 1.00 ERA (1 ER/9.0 IP) during that span

Ranked sixth on the team in amount of games (41) and 11th for strikeouts (11th)...struck out the side four times this season in the Majors (5/16 vs. MIA, 6/2 vs. STL, 8/7 vs. LAA, 9/9 at STL)...fanned four over 1.2 scoreless innings on August 10 against Philadelphia...never allowed a hit with runners on second base, third base, or runners on second and third base...struck out 23 batters and gave up just four hits over 45 at-bats when faced with two outs...kept hitters to a .111 average when runners were in scoring position... had 12 multiple inning appearances

2020

* Saw his first Major League action with the Marlins, allowing 10 runs (nine earned) in 4.1 innings (18.69 ERA) in five relief appearances

* Made his MLB debut on July 25 at Philadelphia, allowing two runs in 0.2 innings and taking the loss in the Marlins' 7-1 defeat...struck out the first big league hitter he faced, Didi Gregorius

Spent the majority of the season at the Alternate Site...placed on the disabled list from Aug. 2-29

2019

* Had a breakout 2019 campaign, combining to go 7-2 with a 1.76 ERA in 38 appearances (one start) across three levels of the Marlins' system...had a dominant stint in Double-A, striking out 25 in 16.1 scoreless innings over nine relief appearances

* Posted 100 strikeouts against just 19 walks in 66.2 innings

Limited opposing hitters to a .187 average with a .095 WHIP

Following the season, played for Salt River in the Arizona Fall League and tossed 10.1 scoreless innings in nine outings

2018

* In his first professional action, went 4-0 with a 1.35 ERA in 14 games with the Rookie-level GCL Marlins and short-season Batavia

Personal

Alexander Victor Vesia...married wife Kayla in January 2024... attended Division II Cal-State East Bay, where he was the school's all-time leader in wins (24) and strikeouts (249)...became the school's highest-ever drafted pitcher...was a recreation management major, and following his Arizona Fall League stint in 2019, interned in the football recruitment office at San Diego State University...selected by Miami in the 17th round of the 2018 First-Year Player Draft and signed by scout John Hughes.

Career Pitching Record																			
Year	Team	W-L	ERA	G	GS	CG	SHO	SV	IP	H	R	ER	HR	HB	BB	SO	WP	BK	AVG
2018	GCL Marlins	1-0	0.00	4	0	0	0	0	8.2	4	1	0	0	1	3	7	0	0	.133
	Batavia	3-0	1.82	10	0	0	0	0	24.2	27	7	5	1	0	4	31	4	0	.276
2019	Clinton	1-2	2.56	19	1	0	0	3	31.2	24	9	9	1	1	17	51	1	0	.207
	Jupiter	4-0	1.93	10	0	0	0	1	18.2	12	4	4	2	1	1	24	1	0	.179
	Jacksonville	2-0	0.00	9	0	0	0	1	16.1	8	0	0	0	2	1	25	0	0	.154
2020	MIAMI	0-1	18.69	5	0	0	0	0	4.1	7	10	9	3	0	7	5	0	0	.350
2021	LOS ANGELES	3-1	2.25	41	0	0	0	1	40.0	17	17	10	6	2	22	54	0	0	.128
	Oklahoma City	0-0	1.00	9	0	0	0	2	9.0	3	1	1	0	1	3	19	0	0	.107
2022	LOS ANGELES	5-0	2.15	63	0	0	0	1	54.1	37	14	13	2	2	24	79	2	0	.187
2023	LOS ANGELES	2-5	4.35	56	1	0	0	1	49.2	52	27	24	7	2	17	64	2	0	.263
	Oklahoma City	1-1	3.38	13	0	0	0	0	13.1	10	6	5	2	0	6	22	1	0	.204
Major League - 4 years		10-7	3.40	165	1	0	0	3	148.1	113	68	56	18	6	70	202	4	0	.205
Dodger Totals - 3 years		10-6	2.94	104	0	0	0	3	144.0	106	58	47	15	6	63	197	4	0	.158
Minor League- 4 years		12-3	1.77	74	1	0	0	7	122.1	88	28	24	6	6	35	179	7	0	.200

Career Postseason Pitching Record																		
Year	Team	WL	ERA	G	GS	CG	SHO	SV	IP	H	R	ER	HR	HB	BB	SO	WP	BK
2021	NLDS: LAD vs. SF	0-0	6.75	2	0	0	0	0	1.1	2	1	1	1	0	0	2	0	0
	NLCS: LAD vs. ATL	0-0	0.00	5	0	0	0	0	3.0	3	0	0	0	0	3	5	0	0
2022	NLDS: LAD vs. SD	0-0	0.00	3	0	0	0	0	2.2	2	0	0	0	0	3	4	0	0
2023	NLDS: LAD vs. ARI	0-0	4.50	2	0	0	0	0	2.0	1	1	1	1	0	0	2	0	0
Postseason Totals		0-0	2.00	12	0	0	0	0	9.0	8	2	2	2	0	6	13	0	0
LDS Totals		0-0	3.00	7	0	0	0	0	6.0	5	2	2	2	0	3	8	0	0
LCS Totals		0-0	0.00	5	0	0	0	0	3.0	3	0	0	0	0	3	5	0	0

Career Single-Game Bests			
Low-Hit Complete Game:	None	Most Strikeouts:	4, August 10, 2021 at PHI
Most Innings Pitched - Starter:	1.0, July 8, 2023 vs. LAA	Most Walks:	4, May 1, 2021 at MIL
Most Innings Pitched - Reliever:	2.0, (2x), last, July 19, 2021 vs. SF	Longest Winning Streak:	8 games, July 31, 2021 - Sept. 28, 2023
Most Earned Runs Allowed:	4, Sept. 9, 2020 at ATL	Longest Losing Streak:	5 games, May 31-Sept. 2, 2023

Career Fielding Record							
Position	PCT	G	PO	A	E	TC	DP
Pitcher	.727	165	1	7	3	11	0

Career Transactions
• June 6, 2018: Drafted by the Miami Marlins in the 17th round of the 2018 amateur draft. Player signed June 16, 2018.
• February 12, 2021: Traded by the Miami Marlins with Kyle Hurt (minors) to the Los Angeles Dodgers for Dylan Floro.

Injured List
• No injuries at the Major League level



Yoshinobu
YAMAMOTO

RHP | 18

@yoshinobu_yamamoto

Bats: Right **Throws:** Right
Height: 5-10 **Weight:** 177
Opening Day Age: 25
Born: August 17, 1998 in Bizen, Okayama, Japan
Resides: Okayama, Japan
Acquired: Signed a 12-year contract with the Los Angeles Dodgers on Dec. 27, 2023

Career Summary

- * Japanese pitcher joins the Dodgers after signing a 12-year contract on December 27, 2023, the largest contract for a pitcher
- * Spent the last seven years with the Orix Buffaloes in the Nippon Professional Baseball League (Japan), posting a 70-29 record with a 1.82 ERA and 922 strikeouts in 172 games
- * • The 2023 season marked the third straight time he had won the pitching triple crown after going 17-6 with a 1.16 ERA and 176 strikeouts in 2022 and 18-5 with a 1.39 ERA and 205 strikeouts in 2021, and the fourth time in his career he finished with the ERA title as he posted a 1.95 ERA in 2019
- * He is one of three players in the NPB to win the ERA title four or more times, joining Kazuhisa Inao (5: 1956-1958, 1961, 1966) and Tomoyuki Sugano (4: 2014, 2016-2018) and the first player in the history of professional baseball to win the Triple Crown in three consecutive years
- * Yamamoto will be the 12th Japanese-born player to wear a Dodger uniform, joining Ohtani, Dodger Manager Dave Roberts (2002-2004), Hideo Nomo (1995-1998, 2002-2004), Masao Kida (2003-2004), Kazuhisa Ishii (2002-2004), Norihiro Nakamura (2005), Takashi Saito (2006-2008), Hiroki Kuroda (2008-2011), Kenta Maeda (2016-2019), Yu Darvish (2017) and Yoshi Tsutsugo (2021)...it will be the sixth time in franchise history that the Dodgers will carry two or more Japanese born players on the roster and the first time since 2017
- * Garnered several accolades in his career, including Pacific League MVP (2021-23), WBC Champion (2023), Tokyo Games Olympic Gold Medalist (2020), Nippon Professional Baseball League All-Star (2018-2019, 2021-2023), Eiji Sawamura Award (2021-2023), Pacific League Pitcher Best-Nine (2021-2023), Pacific League Golden Glove Award (2021-2023) and Japan Series Champion (2022)

Year-By-Year

2023

- Yamamoto helped the Buffaloes win the Nippon Pacific League pennant and led them to the Japan Series Championship after going 16-6 with a 1.21 ERA and 169 strikeouts over 164 innings in 23 games
- Named the Nippon Pacific League Most Valuable Player for the third straight season as he won the Japanese Pitching Triple Crown, leading the league in wins, strikeouts and ERA
- Won the World Baseball Classic as a member of Team Japan, goings 1-0 with a 2.45 ERA and 12 strikeouts in two games (one start)

2022

- Ended the year with a 15-5 with a 1.68 ERA (36 ER/193.0 IP) and 205 strikeouts in 26 games on his way to win his second Triple Crown

2021

- Finished the year 18-5 with a 1.39 ERA and 206 strikeouts across 193.2 innings pitched...his ERA led the league and helped him towards his first career MVP award and first Triple Crown
- Made his international debut in the 2020 Tokyo Olympic Games, leading team Japan to the Gold Medal as he went 0-0 with a 1.59 ERA and 18 strikeouts in two games...he was named to the All-Olympic team and helped

his team go 5-0 in the tournament and capture its first Summer Games Olympic Gold Medal

2020

- Completed the season with an 8-4 record with a 2.20 ERA (31 ER/126.2 IP) in 18 games with 149 strikeouts against 37 walks

2019

- Wrapped up the season with an 8-7 record with a 1.99 ERA (33 ER/149.0 IP) in 21 games with an 8.0 strikeouts per nine innings rate

2018

- Ended the season 6-2 and one save with a 2.10 ERA (18 ER/77.0 IP) in 60 outings, registering a 0.948 WHIP and 69 strikeouts

2017

- Made his NPB debut on August 20, 2017 for Orix three days after he turned 19
- Finished the season 3-1 with a 2.35 ERA (15 ER/57.1 IP) in 13 games (five starts) with 48 strikeouts against nine walks

Personal

Yoshinobu Yamamoto...born on August 17, 1998 in Bizen, Okayama, Japan...

Career Pitching Record

Year	Team	W-L	ERA	G	GS	CG	SHO	SV	IP	H	R	ER	HR	HB	BB	SO	WP	BK	AVG
2020	ORIX	8-4	2.20	18	18	1	0	0	126.2	82	34	31	6	6	37	149	1	0	--
2021	ORIX	18-5	1.39	26	26	6	4	0	193.2	124	37	30	7	2	40	206	3	0	--
2022	ORIX	15-5	1.68	26	26	4	2	0	193.0	137	42	36	6	5	42	205	0	0	--
2023	ORIX	17-6	1.16	24	24	2	1	0	171.0	119	27	22	2	6	28	176	6	0	--
NPB League -7 years		75-30	1.72	188	188	14	8	0	967.2	669	215	185	36	27	216	986	10	2	--

Career Transactions

- December 27, 2023: Signed a 12-year contract with the Los Angeles Dodgers.

Injured List

- No injuries at the Major League level



Ryan
YARBROUGH

LHP | 56

@yarbro48

Bats: Left **Throws:** Left
Height: 6-5 **Weight:** 215
Opening Day Age: 32
Born: December 31, 1991 in Austin, TX
Resides: Tampa, FL
Acquired: Trade from Kansas City on August 1, 2023 for IF Devin Mann and IF Derlin Figueroa
ML Service: 3.103
MLB Debut: July 25, 2020

Career Summary

- * Texas native enters his 11th professional season and first full one with the Dodgers after being traded to the Dodgers from Kansas City on August 1, 2023
- * Owns a 48-38 record with a 4.36 ERA in 152 Major League career games (68 starts) across six seasons with Tampa Bay (2018-22), Kansas City (2022) and Los Angeles (2023)
- * Made his Major League debut on March 31, 2018 against Boston, firing four innings and giving up four hits, one run, three walks and three strikeouts in the no decision
- * Recorded his first Major League win on April 28, 2018 at Boston, replacing Yonny Chirinos with the bases loaded and no outs in the 3rd inning without allowing a run to score...finished the day with four innings and giving up three hits, two runs and a homer
- * Recorded his first career save on August 15, 2023 against Milwaukee, spinning three one-run innings, giving up one hit and striking out two
- * Fired his first career complete game on June 3, 2021 at New York-AL, allowing two solo homers in the victory, throwing 113 pitches including just 41 pitches in his last four IP...his complete game was the first by a Rays pitcher since Matt Andriese on May 14, 2016, vs. Oakland and the first by a Rays pitcher on the road since Chris Archer's one-hit shutout on Aug 20, 2015, at Houston
- * Notched his first professional win on April 20, 2015, with Advanced-A Bakersfield against Stockton, tossing six scoreless innings, giving up six hits, and striking out one
- * Named to the Mariners Organizational All-Star Team by MiLB.com in 2016 and the Rays in 2017
- * Selected by Seattle in the 4th round of the 2014 Draft out of Old Dominion University

Year-By-Year

2023

- Signed by the Kansas City Royals as a free agent on December 13, 2022
- With the Royals, notched a 4-5 record with a 4.24 ERA (24 ER/51.0 IP) with 29 strikeouts against nine walks in 14 games (seven starts)
- Made rehab outings with ACL Royals and Triple-A Omaha, tossing a combined 0-1 record in four games with a 2.55 ERA (5 ER/17.2 IP) with a 0.91 WHIP
- Traded to the Dodgers on August 1 where he fired a 4-2 record with a 4.24 ERA (24 ER/51.0 IP) in 11 outings (two starts)
- Recorded his first career save on August 15 against Milwaukee, spinning three one-run innings, giving up one hit and striking out two

2022

- He made his fifth consecutive Opening Day roster in 2022 and was originally announced as the Rays fifth starter... was placed on the injured list with left groin tightness on April 11, retroactive to April 8, and missed 23 games before making his season debut on May 3
- Notched a 3-8 record with the Rays with a 4.50 ERA (40 ER/80.0 IP) in 20 games (nine starts)

- Appeared in seven starts for Triple-A Durham, going 2-2 with a 4.55 ERA (3 ER/27.2 IP) and holding batters to a .286 average

Had four stints with the Rays in 2022 but also had two stints on the Injured List...he was placed on the IL before making an appearance with left groin tightness and ended the season on the IL with a right oblique strain...on May 26 vs. New York-AL, took a no-hitter into the sixth inning, when he began the frame with a hit batter and back-to-back singles...over his first eight appearances (six starts), he went 0-4 with a 5.82 ERA (22 ER/34.0 IP), but over his final two stints with the Rays, from July 16-Sept. 22, he went 3-4 with a 3.52 ERA (18 ER/46.0 IP) in 12 outings (three starts)

2021

- Wrapped up the 2021 season with a 9-7 record with a 5.11 ERA (88 ER/81550 IP) and 1.38 WHIP
- Went 4-2 with a 4.03 ERA (17 ER/38.0 IP) in nine appearances out of the bullpen and 5-5 with a 5.46 ERA (71 ER/117.0 IP) in 21 starts

- Fired his first career complete game on June 3 at New York-AL, allowing two solo homers in the victory, throwing 113 pitches including just 41 pitches in his last four IP...his complete game was the first by a Rays pitcher since Matt Andriese on May 14, 2016, vs. Oakland and the first by a Rays pitcher on the road since Chris Archer's one-hit shutout on Aug 20, 2015, at Houston

Threw the cutter for 40.1 percent of his pitches and his 43 strikeouts on it ranked seventh in the majors...tossed a 5-4 record with a 4.73 ERA (41 ER/78.0 IP) in 15 games (10 starts) at Tropicana Field, the highest home ERA for a Rays pitcher (min. 60 innings) since Jeremy Hellickson (4.77) in 2013...went 3-4 with a 6.44 ERA (42 ER/58.2 IP) in 12 games (eight starts) after the All-Star break, compared to 6-3 with a 4.30 ERA (46 ER/96.1 IP) in 18 games (13 starts) in the first half

2020

- Made his third straight Opening Day roster and first as a regular member of the starting rotation
- Finished the COVID-shortened season with a 1-4 record in 11 games (nine starts) with a 3.56 ERA (22 ER/55.2 IP)...his first eight appearances came from the starting rotation

- In the Postseason, went 1-0 with a 3.68 ERA (6 ER/14.2 IP) in five appearances (two starts)...in Game 4 of the ALDS at New York-AL, went five innings for the longest relief app in Rays postseason history...in Game 3 of the ALCS at Houston, made his first career postseason start and helped the Rays build a 3-0 series lead, his only runs allowed were a pair of solo homers to José Altuve in the 1st and Michael Brantley on the first pitch of the 6th, his last batter faced...made three appearances in the World Series against the Dodgers, including a Game 4 start where he went 3.1 innings and yielded a pair of solo homers to Justin Turner and Corey Seager

Allowed two runs (or fewer) in seven of his 11 apps, including four scoreless outings, but yielded 4 runs (or more) in his other 4 apps...threw first-pitch strikes to 67.2 percent of batters faced, and 68.4 percent of his pitches were strikes, the 4th and 5th highest rates in the majors (min. 50 innings)...yielded two walks (or fewer) in 10 of 11 appearances

2019

- Pitched in 28 games (14 starts) at the Major League level for the Rays, tossing an 11-6 record with a 4.13 ERA (65 ER/142.1 IP)...is the only pitcher in club history with double-digit wins in his first two seasons in the majors and his 27 wins are the most in franchise history through his first two seasons

- Appeared in five games (four games) for Triple-A Durham, going 2-1 with a 3.81 ERA (11 ER/26.0 IP) with 35 strikeouts against just three walks

- Made three scoreless relief appearances in the ALDS against the Astros, recording the win in a bullpen game in Game 4...stranded an inherited runner with a Josh Reddick lineup to end the 2nd inning...pitched a perfect 3rd, then went single, flyout, double in the 4th and was replaced...was the beneficiary of a well-executed relay on a Yordan Álvarez double, with an 8-6-2 putout of José Altuve.

Recorded a 1.00 WHIP, which was 3rd among AL pitchers with at least 100 innings pitched behind Houston's Justin Verlander (0.80) and Gerrit Cole (0.89)...from the start of his third stint on May 23 through season's end, went 9-5 with a 3.60 ERA (50 ER/125.0 IP) in 23 games (14 starts)...his 1.15 walks per nine innings pitched ratio over that stretch led the AL, while he ranked 3rd with a 0.95 WHIP...on June 8 at Boston (G1), started and went a then-career-high 7.2 innings in a 9-2 win, and his 110 pitches remain a career high...his nine road wins tied for 5th in the majors...on Aug 17 vs. Detroit, made a second consecutive scoreless start, extending his scoreless streak to 17.2 innings and recording a career-high ten strikeouts, but received no decision in the 1-0 win

2018

- Made 38 appearances (six starts) for the Rays, his first career major league action, finishing the season 16-6 with a 3.91 ERA (64 ER/147.1 IP)

- His 16 wins were 2nd on the team behind Blake Snell (21) and led major league rookies and set a club rookie record, passing Rolando Arrojo (14) in 1998, and tied for 5th most in club history

- Made his Major League debut on March 31 against Boston, firing four innings and giving up four hits, one run, three walks and three strikeouts in the no decision...and his 73 pitches were the 2ndmost in club history for a reliever in his first career game

- Recorded his first Major League win on April 28 at Boston, replacing Yonny Chirinos with the bases loaded

and no outs in the 3rd inning without allowing a run to score...finished the day with four innings and giving up three hits, two runs and a homer

- His 14 wins in relief were the most by any reliever since TOR Mark Eichhorn (14) and NYM Roger McDowell (14) in 1986 and the most by a lefty reliever since DET John Hiller (17) in 1974

- Went 14-4 with a 3.72 ERA (118.2-IP, 49-ER) in 32 apps out of the bullpen and 2-2 with a 4.71 ERA (28.2-IP, 15-ER) in six starts

Received one third place vote to tie for fifth in the AL Rookie of the Year balloting...led AL rookies with 147.1 innings pitched and 128 strikeouts, becoming the third Rays pitcher to lead AL rookies in wins, joining Wade Davis in 2010 and Rolando Arrojo in 1998...was the fifth Ray to lead AL rookies in innings and fifth to do so in strikeouts...his 118.2 innings pitched out of the bullpen were the most for any reliever since Toronto's Duane Ward (127.2 IP) in 1990 and the most for a rookie reliever since Toronto's Mark Eichhorn (157 IP) 1986...broke the club record previously held by Rick White (105.2 IP) in 1999...made 23 relief appearances of at least three innings pitched, most for a pitcher since Eichhorn (26) in 1986...his 18 relief appearances of at least four innings pitched were the most since Boston's Bob Stanley (18) in 1982, and his 11 relief appearances of at least five innings pitched were the most since Stanley (11) in 1982...was optioned to Triple-A Durham on April 29 but recalled on May 1 due to an injury to teammate Yonny Chirinos, but did not appear in a game...from May 25-31, became the first pitcher to record eight strikeouts (or more) in consecutive relief appearances since Texas' Len Barker from Sep 17-25, 1977...on May 25 vs. Baltimore, went seven innings out of the bullpen to tie for the longest outing for a reliever in club history, and the longest outing for an AL reliever since Cleveland's Justin Masterson on Sep 12, 2010 vs. MIN...his 105 pitches tied Jason Hammel on June 13, 2007 vs. SD for the most in club history by a reliever

2017

- Spent his first season in the Rays organization with Triple-A Durham after being acquired from the Mariners in a trade, finishing the season 13-6 with a 3.43 ERA (60 ER/157.1 IP) in a career high 26 starts

- His 13 wins, 26 starts, 157.1 innings pitched and 159 strikeouts were all career highs...ranked 2nd among Rays minor leaguers in strikeouts, behind Brent Honeywell (172)...tied for 2nd in wins, one shy of José Mujica (14)... ranked 3rd in innings and 8th with a 3.43 ERA

- Won both of his International League postseason starts...was the Game 1 starter in the semifinals vs. Indianapolis (Pirates) and the Governors' Cup vs. Scranton/Wilkes-Barres (Yankees)...was 2-0 with a 1.38 ERA (2 ER/13.0 IP)

- Started the Triple-A National Championship Game against Memphis (Cardinals)...yielded two runs in 1.1 innings pitched but got no-decision as Durham came back to win, 5-3

Increased his strikeout total from 99 (6.94 SO/9 IP) with Double-A Jackson in 2016 to 159 (9.10 SO/9 IP) with Triple-A Durham...according to FanGraphs, generated swings-and-misses on 14.0 percent of his pitches, second highest in the International League behind teammate Brent Honeywell (14.3)...led the International League in strikeouts, the second consecutive year and fifth time in seven seasons a Bulls pitcher was the league leader...tied for the International League lead in starts, ranked 2nd in wins, 3rd in innings, 4th in strikeouts per nine innings, 5th in walks per nine innings and 8th in ERA...limited left-handed hitters to a .217/.278/.343 (43-for-198) line with three home runs compared to righties hitting .256 (101-for-394) against him with 17 home runs...twice was named International League Pitcher of the Week for the periods of June 19-25 and July 31-Aug 6...named to the Rays Organizational All-Star Team by MLB.com...ranked by Baseball America as the No. 26 prospect in the Rays system following the season

2016

- Spent the whole season with Double-A Jackson where he spun a 12-4 record with a 2.95 ERA (42 ER/128.1 IP) in 25 games

- Named to the Mariners Organizational All-Star Team by MiLB.com

- Ranked among Southern League leaders in WHIP (1.11, 2nd), opponent average (.232, 3rd) and winning percentage (.750, 1st)

Named the Southern League's Most Outstanding Pitcher...his 2.95 ERA ranked second to Chih-Wei Hu (2.59) and his 12 wins tied for the league lead with two others including Taylor Guerrieri...named to the Southern League midseason and postseason All-Star teams...held left-handed hitters to a .183 avg. (24-for-131)...had a 7-inning complete game shutout on April 30 (G2) vs. Mobile...went 5-0 with a 1.80 ERA (6 ER/30.0 IP) in May...was Southern League Pitcher of the Week for both May 23-29 and Aug 1-7

2015

- Began the season with Rookie-level AZL Mariners (4 GS) and Single-A Clinton (2 GS) before spending most of the season with Advanced-A Bakersfield (16 GS)

- Finished the year a combined 4-8 with a 4.10 ERA (44 ER/96.2 IP) and a 1.37 WHIP...picked up all four wins with Advanced-A Bakersfield

- Notched his first professional win on April 20 with Advanced-A Bakersfield against Stockton, tossing six scoreless innings, giving up six hits, and striking out one

2014

- Began his first professional season with Rookie-level Pulaski (2 G) before finishing the season with Class-A Short Season Everett (12 G, 10 GS)

- Finished the season a combined 0-1 with a 1.27 ERA (6 ER/42.2 IP) and 58 strikeouts while holding batters to a .170 average

Personal

Ryan Christian Yarbrough...Ryan and his wife, Nicole, have two daughters, Harper, who was born in October 2021, and Charleigh, in September 2023...he was selected by Seattle in the 4th round of the 2014 Draft out of Old Dominion...he spent two years at Santa Fe College (Fla.) before transferring...he was originally selected by Milwaukee in the 20th round of the 2013 Draft, but returned to ODU for his senior season.

Career Pitching Record																			
Year	Team	W-L	ERA	G	GS	CG	SHO	SV	IP	H	R	ER	HR	HB	BB	SO	WP	BK	AVG
2014	Pulaski	0-0	0.00	2	0	0	0	1	4.0	1	0	0	0	0	1	5	0	0	.071
	Everett	0-1	1.40	12	10	0	0	0	38.2	25	7	6	1	2	4	53	0	0	.180
2015	AZL Mariners	0-0	1.80	4	4	0	0	0	10.0	11	5	2	0	0	1	13	2	0	.282
	Clinton	0-1	13.50	2	2	0	0	0	5.1	12	8	8	0	1	4	1	1	0	.462
	Bakersfield	4-7	3.76	16	16	0	0	0	81.1	86	44	34	7	5	18	74	3	1	.266
2016	Jackson	12-4	2.95	25	25	1	1	0	128.1	112	45	42	7	4	31	99	3	0	.232
2017	Durham	13-6	3.43	26	26	0	0	0	157.1	144	65	60	20	8	39	159	2	0	.243
2018	TAMPA BAY	16-6	3.91	38	6	0	0	0	147.1	140	70	64	18	8	50	128	1	0	.246
2019	Durham	2-1	3.81	5	4	0	0	0	26.0	24	11	11	2	3	3	35	2	0	.238
	TAMPA BAY	11-6	4.13	28	14	0	0	0	141.2	121	69	65	15	9	20	117	0	1	.228
2020	TAMPA BAY	1-4	3.56	11	9	0	0	0	55.2	54	22	22	5	7	12	44	2	0	.256
2021	TAMPA BAY	9-7	5.11	30	21	1	0	0	155.0	163	96	88	25	9	27	117	1	1	.267
2022	Durham	2-2	4.55	7	7	0	0	0	27.2	32	18	14	3	3	12	26	0	1	.286
	TAMPA BAY	3-8	4.50	20	9	0	0	0	80.0	88	44	40	12	11	22	61	3	0	.276
2023	AZL Royals	0-1	9.00	1	1	0	0	0	3.0	5	3	3	1	0	0	2	0	0	.357
	Omaha	0-0	1.23	3	3	0	0	0	14.2	9	2	2	1	0	2	18	0	0	.176
	KANSAS CITY	4-5	4.24	14	7	0	0	0	51.0	52	24	25	5	6	9	29	1	0	.265
	LOS ANGELES	4-2	4.89	11	2	0	0	2	38.2	44	21	21	8	2	5	38	0	0	.278
Major League -4 years		48-38	4.36	152	68	1	0	2	669.1	662	346	324	88	52	145	534	8	2	.255
Dodger Totals - 1 year		4-2	4.89	11	2	0	0	2	38.2	44	21	21	8	2	5	38	0	0	.278
Minor League- 7 years		33-23	3.30	103	98	1	1	1	496.1	461	208	182	42	26	115	485	13	2	.244

Career Postseason Pitching Record																		
Year	Team	W-L	ERA	G	GS	CG	SHO	SV	IP	H	R	ER	HR	HB	BB	SO	WP	BK
2019	ALDS: TB vs. HOU	1-0	0.00	3	0	0	0	0	3.0	2	0	0	0	0	1	1	0	0
2020	ALDS: TB vs. NYY	0-0	3.60	1	0	0	0	0	5.0	6	2	2	1	0	1	1	0	0
	ALCS: TB vs. HOU	1-0	3.60	1	1	0	0	0	5.0	3	2	2	2	1	2	5	0	0
	WS: TB vs. LAD	0-0	3.86	3	1	0	0	0	4.2	7	2	2	2	2	0	1	1	0
Postseason Totals		0-0	2.00	12	0	0	0	0	9.0	8	2	2	2	0	6	13	0	0
LDS Totals		1-0	2.25	4	0	0	0	0	8.0	8	2	2	1	0	2	2	0	0
LCS Totals		1-0	3.60	1	1	0	0	0	5.0	3	2	2	2	1	2	5	0	0
WS Totals		0-0	3.86	3	1	0	0	0	4.2	7	2	2	2	0	1	1	0	0

Career Single-Game Bests			
Low-Hit Complete Game:	None	Most Strikeouts:	4, August 10, 2021 at PHI
Most Innings Pitched - Starter:	10, July 8, 2023 vs. LAA	Most Walks:	4, May 1, 2021 at MIL
Most Innings Pitched - Reliever:	2.0, (2x), last, July 19, 2021 vs. SF	Longest Winning Streak:	8 games, July 31, 2021 - Sept. 28, 2023
Most Earned Runs Allowed:	4, Sept. 9, 2020 at ATL	Longest Losing Streak:	5 games, May 31-Sept. 2, 2023

Career Fielding Record							
Position	PCT	G	PO	A	E	TC	DP
Pitcher	.981	152	28	77	2	107	5

Career Transactions

- June 8, 2013: Drafted by the Milwaukee Brewers in the 20th round of the 2013 amateur draft, but did not sign.
- June 6, 2014: Drafted by the Seattle Mariners in the 4th round of the 2014 amateur draft. Player signed June 12, 2014.
- January 11, 2017: Traded by the Seattle Mariners with Carlos Vargas (minors) and Mallex Smith to the Tampa Bay Rays for Drew Smyly.
- December 13, 2022: Signed as a Free Agent with the Kansas City Royals.
- August 1, 2023: Traded by the Kansas City Royals to the Los Angeles Dodgers for Derlin Figueroa (minors) and Devin Mann (minors).

Injured List

- Sept. 8, 2020 (protocols)
- August 8-18, 2021 (undisclosed)
- April 11-May 3, 2022 (left groin tightness)
- Sept. 23-October 6, 2022 (right oblique strain)
- May 8-July 9, 2023 (head fractures)



Jonathan
ARAÚZ

IF | 47

@jonathanaarauz03

Bats: Switch **Throws:** Right

Height: 6-0 **Weight:** 195

Opening Day Age: 25

Born: August 3, 1998 in Alanje, Panama

Resides: Alanje, Panama

Acquired: Signed to a minor league contract on December 15, 2023 with the Los Angeles Dodgers

ML Service: 2.062

ML Debut: July 24, 2020

Career Highlights

- * Signed by the Dodgers to a minor league contract on December 15, 2023
- * In four Major League seasons with Boston (2020-2022), Baltimore (2022) and New York-NL (2023), has hit .184 (43-for-234) with five doubles, eight homers and 31 RBI in 95 games
- * Owns a career Minor League slashline of .239/.319/.365 with a .684 OPS with 103 doubles, 21 triples, 44 home runs and 246 RBI in 612 games
- * Made his Major League debut on July 24, 2020 against Baltimore, going 0-for-1 at the plate
- * Recorded the first hits and RBI of his career on August 10, 2020 vs. TB, starting at third base and going 3-for-4 with two RBI
- * Following the 2020 season, was named a Caribbean Series All-Star after playing in six games for Panama, all starts at SS...went 7-for-26 (.269) with 4 RBI, four runs scored and a double
- * Represented his native Panama in the 2023 World Baseball Classic, slashing .267/.421/.333 in four games with a .754 OPS and three RBI

Year-By-Year

2023

- Claimed off waivers by the New York Mets organization on December 7, 2022
- Played in 27 games for the Mets, hitting .136 (8-for-59) with three homers and nine RBI
- Spent a majority of the season with Triple-A Syracuse (100 G), slashing .239/.340/.415 with a .755 OPS, 14 doubles, three triples, 14 home runs and 53 RBI
- Played for Panama in the World Baseball Classic, slashing .267/.421/.333 in four games with a .754 OPS and three RBI Slashed .293/.396/.463 in 53 games on the road compared to .177/.274/.360 in 47 games at home with Triple-A Syracuse...had his best month at the plate in June, slashing .273/.396/.584 with three doubles, three triples, five home runs and 17 RBI

2022

- Split his season in the Major Leagues between Boston and Baltimore, was claimed by Baltimore off waivers on June 15
- In six games with Boston, did not pick up a hit in 10 at-bats with one run, one RBI and three strikeouts
- With Triple-A Worcester, slashed .185/.242/.239 in 24 games with five doubles and three RBI
- In nine games with Baltimore, slashed .179/.207/.286 with a .493 OPS
- Completed a rehab assignment Aberdeen after sustaining a right digit avulsion fracture, hitting .100 (1-for-10) in three games
- Played 11 games for Triple-A Norfolk, hitting .250 (10-for-40) with three doubles and six RBI

2021

- Appeared in 28 games over four stints with the Red Sox, slashing .185/.274/.369 with a .643 OPS and six extra base hits
 - Made nine starts at second base, nine at shortstop and one at third base
 - Appeared in 68 games with Triple-A Worcester, batting .245 (57-for-233) with a .326 OBP, 30 RBI and 30 walks
- Recorded two game-winning hits in the eighth inning for BOS (8/7 at TOR-G2 and 8/27 at CLE)...was the only AL position player born in Panama

2020

- Claimed off waivers by Boston on December 12, 2019 and spent the entire 2020 season on the Major League team (25 games)
- Made his Major League debut on July 24 against Baltimore, going 0-for-1 at the plate
- Recorded the first hits and RBI of his career on August 10 vs. TB, starting at third base and going 3-for-4 with two RBI
- Made 13 starts at second, two at third base, and two at shortstop
- Following the season, was named a Caribbean Series All-Star after playing in six games for Panama, all starts at SS...went 7-for-26 (.269) with 4 RBI, four runs scored and a double

Went 9-for-21 (.429) with RISP, including 5-for-10 (.500) with RISP and two outs...hit .290 vs. LHP (9-for-31) compared to .220 vs. RHP (9-for-41)...clubbed .289 at Fenway Park (11-for-38)...eight of his nine RBI came in the seventh inning or later...hit safely in season-best five consecutive games from 8/10-14 (9-for-17, one double, four RBI, two runs)...hit his first career home run on 9/27 at ATL, a solo shot in his final plate appearance of the season, going 3-for-4 with three RBI

2019

- Spent a majority of the season with Advanced-A Fayetteville before being promoted to Double-A Corpus Cristi
- In 87 games with Advanced-A Fayetteville, slashed .252/.322/.388 with a .710 OPS with 27 extra base hits
- Crushed a .241 batting average (26-for-108) in 28 games with three doubles, two triples, three home runs and 13 RBI

2018

- Began the season with Single-A Quad Cities before being promoted to Advanced-A Buies Creek on June 4
- In 54 games with Single-A Quad Cities, notched a .299/.392/.471 slashline .863 OPS
- With Advanced-A Buies Creek, hit .167 (39-for-233) with 10 doubles, three triples, four homers and 18 RBI
- Once again spent the most combined time at shortstop (103 G, 101 GS), committing seven errors over 336 total chances in 880.1 innings

2017

- Split the season between Class-A Short Season Tri-Cities (33 G) and Single-A Quad Cities (36 G)
- With Class-A Short Season Tri-Cities, slashed .264/.341/.364 with a .705 OPS
- With Single-A Quad Cities, hit .220 (28-for-127) with three doubles, two triples, four RBI and 20 walks
- Spent a combines 60 games (59 starts) at shortstop, committing 11 errors in 213 total chances over 511.0 innings
- Named MiLB Organization All-Star for Houston

2016

- Traded to the Houston Astros organization on December 12, 2015
- Spent the entire season with Rookie-level Greenville (53 G)
- Smashed a .249/.323/.338 slashline with a .661 OPS, ten doubles, a triple, two home runs and 18 RBI

2015

- Appeared in his professional season for GCL Phillies, the youngest player in the Gulf Coast League that year at 16
- Went .254/.309/.370 with a .679 OPS in 44 games with 20 doubles, two triples, two homers and 18 RBI

Personal

Jonathan Aldair Araúz (ah-rah-OOZ)...born August 3, 1998 in Alanje, Panama...signed as an international free agent with the Phillies four days after turning 16

Career Batting Record

Year	Team	AVG	G	AB	R	H	2B	3B	HR	RBI	SH	SF	HBP	BB	SO	SB	CS	OBP	SLG	E
2015	GCL Phillies	.254	44	173	21	44	10	2	2	18	0	1	1	13	29	2	0	.309	.370	3
2016	Greenville	.249	53	201	26	50	10	1	2	18	3	2	4	19	45	1	3	.323	.338	5
2017	Tri-City	.264	33	121	16	32	7	1	1	11	0	0	2	12	29	1	0	.341	.364	8
	Quad Cities	.220	36	127	23	28	3	2	0	4	1	0	1	20	18	0	1	.331	.276	5
2018	Quad Cities	.299	54	204	31	61	11	6	4	29	0	1	2	30	38	7	6	.392	.471	6
	Buies Creek	.167	71	233	25	39	10	3	4	18	2	1	1	16	36	1	2	.223	.288	3
2019	Fayetteville	.252	87	317	41	80	19	0	8	42	0	3	4	30	69	5	4	.322	.388	10
	Corpus Cristi	.241	28	108	12	26	3	2	3	13	0	0	1	10	19	1	1	.311	.389	2
2020	BOSTON	.250	25	72	8	18	2	0	1	9	0	0	0	8	21	0	0	.325	.319	2
2021	Worcester	.245	68	233	32	57	8	1	6	30	0	1	4	30	45	2	0	.326	.365	5
	BOSTON	.185	28	65	9	12	3	0	3	8	2	0	0	8	15	0	0	.274	.369	3
2022	Aberdeen	.100	3	10	1	1	0	0	0	1	0	1	0	1	2	0	0	.167	.100	0
	Norfolk	.250	11	40	4	10	3	0	0	6	0	0	1	4	9	1	0	.333	.325	1
	Worcester	.185	24	92	11	17	5	0	0	3	0	0	0	7	13	1	0	.242	.239	1
	BOSTON	.000	6	10	1	0	0	0	0	1	1	1	0	0	3	0	0	.000	.000	0
	BALTIMORE	.179	9	28	2	5	0	0	1	4	0	0	0	1	9	0	0	.207	.286	2
2023	Syracuse	.239	100	352	59	84	14	3	14	53	0	6	2	55	90	2	0	.340	.415	10
	NEW YORK-NL	.136	27	59	3	8	0	0	3	9	2	0	0	5	18	0	0	.203	.288	1
Major League - 4 years		.184	95	234	23	43	5	0	8	31	5	1	0	22	66	0	0	.253	.308	8
Minor League - 8 years		.239	612	2211	302	529	103	21	44	246	6	19	19	247	442	24	17	.319	.365	21

Career Single-Game Bests

Most Hits: 3, (2x), last, Sept. 27, 2020 at ATL

Most RBI: 3, (3x), last, Sept. 14, 2023 vs. ARI

Most Home Runs: 1, (8x), last, Sept. 14, 2023 vs. ARI

Most Runs Scored: 2, (3x), last, Sept. 6, 2021 vs. TB

Most Stolen Bases: --

Most Walks: 3, Sept. 6, 2020 vs. TOR

Longest Hitting Streak: 5 games, August 10-14, 2022

Grand Slams: --

Career Fielding Record

Position	PCT	G	PO	A	E	TC	DP
Second Base	.960	39	55	64	5	124	19
Third Base	.971	29	19	47	2	68	4
Shortstop	.982	26	18	38	1	57	10
Pitcher	.000	1	0	0	0	0	0

Career Transactions

- August 7, 2014: Signed by the Philadelphia Phillies as an amateur free agent.
- December 12, 2015: Traded by the Philadelphia Phillies with Ken Giles to the Houston Astros for Harold Arauz (minors), Mark Appel, Thomas Eshelman, Brett Oberholzer and Vince Velasquez.
- December 12, 2019: Drafted by the Boston Red Sox from the Houston Astros in the 2019 rule 5 draft.
- June 15, 2022: Selected off waivers by the Baltimore Orioles from the Boston Red Sox.
- December 7, 2022: Selected off waivers by the New York Mets from the Baltimore Orioles.
- December 15, 2023: Signed as a Free Agent with the Los Angeles Dodgers.

Injured List

- June 26 - August 23, 2022 (right digit avulsion fracture)



Drew
AVANS

OF | 70

@drewavans77

Bats: Left **Throws:** Left

Height: 5-10 **Weight:** 195

Opening Day Age: 27

Born: June 13, 1996 in Alabaster, Alabama

Resides: Alabaster, AL

Acquired: Drafted in the 33rd round of the 2018 First-Year Player Draft by the Los Angeles Dodgers out of Southeastern Louisiana University

Career Highlights

- * The Alabama native enters his sixth professional season in the Dodger organization and his second big league camp after posting a .282/.379/.805 slashline last year with Triple-A Oklahoma City
- * Owns a Minor League career slashline of .274/.367/.424 with 81 doubles, 28 triples, 43 home runs, 229 RBI and an OPS of .8791...has stolen 126 bases
- * The versatile outfielder has appeared in all three outfield positions, spending a majority of his time in center field (279 G, 256 GS) with a .984 fielding percentage...committing only 10 errors over 618 total chances in 2276.2 innings
- * Named MiLB.com Organization All-Star for 2022 after producing a .282 average (122-for-432) with a career-high in runs (94), doubles (17), triples (12), and RBI (48)
- * Drafted in the 33rd round of the 2018 First-Year Player Draft by the Los Angeles Dodgers out of Southeastern Louisiana University

Year-By-Year

2023

- Played his third straight season with Triple-A Oklahoma City
- Recorded season highs in almost every category: games played (129), at-bats (508), runs (95), hits (129), total bases (193), doubles (27), home runs (11), RBI (58), and walks (77)
- Registered a .254/.355/.380 slashline with a .735 OPS
- Spent time in every outfield position, filed the most time in center field (785.1 innings), only committing three errors in 221 total chances
- Was even-keeled at home and on the road, posting a .255/.348/.403 slashline in 62 games at home against a .253/.361/.358 slashline on the road...in the second half of the season, hit .274 in 60 games with 24 RBI...had his best month at the plate in July, slashing .276/.368/.429 with a .797 OPS and 10 doubles, one triple, one home run and 15 RBI

2022

- Spent the entirety of the season with Triple-A Oklahoma City (119 G), setting career highs in games (119), at bats (432), runs (94), hits (122), doubles (17), triples (12), walks (61), and total bases (184)
- Garnered a slashline of .282/.379/.426 and an OPS of .805 despite striking out 129 times and walking 61 times
- Started 104 games in center field (106 G), committing five errors in 234 total chances for a .979 fielding percentage...also appeared in 12 games in left field
- Named MiLB.com Organization All-Star for 2022 after producing a .282 average (122-for-432) with a career-high in runs (94), doubles (17), triples (12), and RBI (48)
- Went 3-for-5 with a triple, a home run, and four RBI on September 25 vs. El Paso...roped .279 (90-for-323) off of righties and .294 (32-for-109) off lefties...hit .306 with runners in scoring position including 30 hits and 40 RBI...smashed four RBI in two different games: Sept. 18 at ABQ and Sept. 25 vs. ELP, hitting a combined 6-for-10 with six runs in the two games

2021

- Promoted to Triple-A Oklahoma City for the entire season, playing in 90 games with a .275 batting average (64-for-233)
- Slashed .275/.388/.438 with 102 total bases and 19 stolen base, and striking out 59 times...hit .279 against righties and .259 against lefties respectively
- Had his best month in June, hitting .326 (30-for-92) with seven doubles, three home runs, 14 RBI, and 24 runs
- Spent time across the outfield with a majority in center field (61 G, 48 GS), committing only two errors in 125 total chances

2020

- Did not participate in the 2020 season after the minor league season was cancelled

2019

- Made stops at Single-A Great Lakes (11 G), Advanced-A Rancho Cucamonga (36 G), and Double-A Tulsa (65 G)
- With Single-A Great Lakes, hit .194 (7-for-36) with one single and one home run
- With Advanced-A Rancho Cucamonga, slugged a .293/353/488 slashline with an .841 OPS in 123 at bats
- With Double-A Tulsa, tabbed a .286 batting average (63-for-220)...totaled eight doubles, one triple, six homers, 18 RBI, 36 runs, and 91 total bases
- Played at all three of the outfield positions, combining for 74 games in left field, 16 games in center field, and 12 games in right field...committed three errors in 112 total chances for a .973 fielding percentage in left field
- Pitched one inning for Double-A Tulsa on August 29, gave up one hit in nine pitches while earning the win

2018

- Split the season between AZL Dodgers (60 G), Rookie-level Ogden (16 G), and Advanced-A Great Lakes (36 G)
- With AZL Dodgers, sported a .393 batting average (11-for-28) with one double, three home runs, and 10 RBI
- With Rookie-level Ogden, tallied a .350/481/667 slashline with an OPS of 1.148 in 60 at bats
- With Advanced-A Great Lakes, went 28-for-123 for a .228 batting average over 36 games...totaled five doubles, two triples, two homers, and 21 RBI
- Spent time across the outfield, combining for 46 in left field, 12 games in right field, and 15 games in center...committed zero errors over 74 total chances in left field

Personal

Drew Avans...born in Alabaster, AL on June 13, 1996...played four seasons of college ball at Southeastern Louisiana University where he was a pitcher and an outfielder...drafted in the 33rd round of the 2018 First-Year Player Draft by the Los Angeles Dodgers out of Southeastern Louisiana University

Career Batting Record

Year	Team	AVG	G	AB	R	H	2B	3B	HR	RBI	SH	SF	HP	BB	SO	SB	CS	OBP	SLG	E
2018	AZL Dodgers	.393	8	28	6	11	1	1	3	10	0	0	0	2	4	3	0	.433	.821	0
	Ogden	.350	16	60	23	21	0	2	5	20	0	1	0	16	10	5	3	.481	.667	01
	Great Lakes	.228	36	123	17	28	5	2	2	21	1	4	3	17	29	12	2	.327	.350	0
2019	Great Lakes	.194	11	36	5	7	1	0	1	3	0	1	0	6	7	4	1	.302	.306	0
	Rancho Cucamonga	.293	36	123	23	36	7	4	3	19	1	1	2	10	37	3	3	.353	.488	1
	Tulsa	.286	65	220	36	63	8	1	6	18	1	0	1	19	64	17	5	.346	.414	2
2021	Oklahoma City	.275	90	233	51	64	15	4	5	32	1	1	1	43	59	19	2	.388	.438	2
2022	Oklahoma City	.282	119	432	94	122	17	12	7	48	3	1	7	61	129	40	7	.379	.426	12
2023	Oklahoma City	.254	129	508	95	129	27	2	11	58	1	5	5	77	132	23	8	.355	.380	8
Minor League- 5 years		.273	510	1763	350	481	81	28	43	229	8	14	19	251	471	126	31	.367	.424	26

Career Transactions

- June 18, 2018: Drafted in the 33rd round of the 2018 First Year Player Draft out of Southeastern Louisiana University.

Injured List

- No Injuries at the Major League level



Nabil
CRISMATT

RHP | 74

@nabilcrismatt

Bats: Right **Throws:** Right

Height: 6-1 **Weight:** 220

Opening Day Age: 29

Born: December 25, 1994 in Barranquilla, Colombia

Resides: Miami, FL

Acquired: Signed by the Dodgers as a free agent to a minor league contract on December 20, 2023

ML Service: 2.132

ML Debut: August 17, 2020

Career Highlights

- * Enters his first season in the Dodgers organization after signing as a free agent to a minor league contract on December 20, 2023
- * Owns a career Minor League record of 42-44 with a 4.04 ERA (318 ER/708.0 IP) and 11 saves in 196 games (97 starts) over 11 seasons
- * Boasts a Major League record of 8-5 with a 3.76 ERA (71 ER/170.0 IP) with 156 strikeouts with St. Louis (2020), San Diego (2021-2023) and Arizona (2023)
- * Made his MLB debut in the second game of the August 17, 2020 doubleheader at Chicago-NL and threw a scoreless inning, giving up a hit, a walk and an intentional walk while striking out two
- * Recorded his first Major League win on April 22, 2021 against Los Angeles-NL, spinning 0.2 scoreless innings and giving up two hits
- * Made his first Major League start on April 10, 2022 at ARI, tossing three shutout innings of one-hit ball, but walked a career-high tying three batters in the win...did not factor in the decision
- * Picked up his first professional win on June 22, 2012 with DSL Mets 1, firing two perfect innings and striking out two
- * Recorded his first professional save on June 19, 2013 against the Marlins Dominican Summer League team, tossing 2.2 perfect innings, hitting one batter and striking out three
- * Pitched for Team Colombia in the 2017 World Baseball Classic making one start against the Dominican Republic (3/12)...received a no decision in a game Colombia lost 10-3 in 11 innings
- * Signed by the New York Mets to a minor league contract on May 31, 2012

Year-By-Year

2023

- Began the season with the Padres organization before being signed as a free agent by Arizona on June 30
- In seven appearances for San Diego, fired a 0-1 record with a 9.82 ERA (12 ER/11.0 IP) with nine strikeouts against seven walks
- Made one relief outing for Arizona, tossed two scoreless innings while giving up two hits and an unearned run while striking out three
- Appeared in nine games for Triple-A El Paso, going 0-0 with a 6.94 ERA (9 ER/11.2 IP) while holding batters to a .261 average...made 14 outings for Triple-A Reno (nine starts) with a 4-3 record and a 6.85 ERA (36 ER/47.1 IP) with 44 strikeouts against 18 walks

Had his best month in September with Triple-A Reno, going 3-1 with a 6.75 ERA (17 ER/22.2 IP) in five starts...did not give up more than three earned runs in his eight combines Major League appearances...tossed a season-high seven strikeouts in his September 23 start with Triple-A Reno against Las Vegas in 5.1 innings

2022

- In his second season with San Diego, went 5-2 with a 2.94 ERA (22 ER/67.1 IP) in 50 relief appearances, a career-high for games...his five winning decisions tied with Adrian Morejon and Robert Suarez for most among the SD relief pitching corps
- Posted a career-best 2.94 ERA, joining Robert Suarez (2.27) and Joe Musgrove (2.93) as the three SD hurlers with sub-3.00 ERAs

- Made his season debut as a starter in the club's fourth game of the season on April 10 at ARI after Blake Snell was a last-minute scratch due to left adductor tightness...he tossed three shutout innings of one-hit ball, but walked a career-high tying three batters while not factoring in the decision...it was his first career Major start after 51 consecutive relief appearances
- Per Statcast, he relied on five pitches: Changeup (50.1%) 4-Seam Fastball (23.4%) Curveball (20.3%) Sinker (5.7%) Slider (0.5%)...opponents hit just .212 (33-for-156) and 42 of his 65 strikeouts came vs. his changeup, his most used pitch
- Was optioned to Triple-A El Paso on Sept. 11 until Oct. 5, his only minor league stint of the campaign...he was scoreless in two of his three regular season outings for the Chihuahuas (1 ER/3.2 IP)...made one Postseason appearance in Game 4 of the PCL Championship on Sept. 30, relieving starter Jay Groome with 1.1 scoreless innings of two-hit ball with two strikeouts

His career-high 50 games (one start) tied with Steven Wilson for 3rd-most out of the SD pen, trailing only Luis Garcia (64) and Tim Hill (55)...collected six holds in 2022 after entering the campaign with one career hold...posted a 3.50 ERA (14 ER, 36.0 IP) at home vs. a 2.30 ERA (8 ER, 31.1 IP) on the road, his 2.30 road ERA ranked 13th in the Majors and ninth in the NL (min. 30 IP and 25 app)...tossed 2.0 innings-or-more in 14 of his 50 appearances, posting a 1.35 ERA (5 ER/33.1 IP) and a .155 opp. average (18- for-116)...was scoreless in 17 of his 18 outings from May 7-June 24, going 3-0 with a 0.76 ERA (2 ER/23.2 IP) .209 opp. AVG and 0.85 WHIP...it was the 6th-lowest ERA in the Majors and 3rd-lowest in the NL over that span (min. 18 app)...allowed two runs on May 29 vs. PIT, his only runs allowed over that stretch...his 11.2-consecutive scoreless IP from June 1-24 and the 11.0-consecutive scoreless IP from May 7-27 were the 2nd and 3rd longest scoreless-inning streaks of his career...after sub-2.00 ERAs in April (1.86), May (1.93) and June (1.98), he posted a combined 4.20 ERA (14 ER, 30.0 IP) July Oct...recalled from Triple-A El Paso on Oct. 5 and tossed season highs in innings pitched (4.0) and pitches thrown (44) in SD's final regular season game on Oct. 5 vs. SF in SD's 8-1 defeat...Ranked in the 83rd percentile in both barrel % (5.2%, 10 barrels) and chase rate (32.7%)...was not a part of the Padres' Wild Card, Division or Championship series rosters, but remained with the Major League squad and traveled with the team

2021

- Signed by the San Diego Padres on December 17, 2020 to a minor league contract and a spring training invite
- Spent a majority of the season with San Diego (45 G) before making a three-game stint with Triple-A El Paso
- With San Diego, delivered a 3-1 record with a 3.76 ERA (34 ER/81.1 IP) with 71 strikeouts against 24 walks
- Recorded his first Major League win on April 22 against Los Angeles-NL, spinning 0.2 scoreless innings and giving up two hits
- Fired three scoreless outings for Triple-A El Paso, giving up three hits and one walk while striking out six

Posted the most innings in relief (81.1 IP) in the Padres bullpen...had his contract selected by SD on April 1 and made his first career Opening Day roster...was optioned to Triple-A El Paso on six occasions before being recalled Aug. 12 and remaining with the big league club for the rest of the season...worked 2.0-or-more innings in 23/45 outings, and was scoreless in 12 of those 23...his 3.76 ERA (17 ER/40.2 IP) vs. the NL West was 2nd-lowest in SD's pen, trailing only Craig Stammen's 3.28 ERA vs. the division...went 1-0 with a 2.16 ERA (2 ER/8.1 IP) vs. LAD...made more appearances on the road (25) than at home (20), posting a 3.30 ERA (16 ER/43.2 IP) in away games and a 4.30 ERA (18 ER, 37.2 IP) at Petco Park...was one of 10 ML pitchers to make 3+ relief outings of at least 4.0 innings, in those three outings (April 13 @ PIT, July 7 vs. WSH & Sept. 16 @ SF), he went 1-1 with a combined 2.57 ERA...posted a career-high scoreless streak of 13.2 IP (9 G) from Aug. 24-Sept. 19, allowing nine hits and two walks with 11 strikeouts and a .188 average, marking the longest scoreless inning streak by a SD reliever in '21 and the fifth-longest in terms of appearances

2020

- Signed to a minor league contract with a spring training invite by the St. Louis Cardinals on November 20, 2019
- After pitching eight years and 167 games in the minor leagues, made his MLB debut in the second game of the Aug. 17 doubleheader at Chicago-NL and threw a scoreless inning, giving up a hit, a walk and an intentional walk while striking out two
- Finished the year 0-0 with a 3.24 ERA (3 ER/8.1 IP) in six relief outings with St. Louis, holding batters to a .200 average with a 0.84 WHIP

Did not allow a run in his first four appearances (4.1 IP) allowing one hit and one walk (intentional)...pitched on consecutive days twice...did not allow a hit with RISP (0-5, BB)...threw a season-high 3.0 innings at MIL on Sept. 15, helping the Cardinals preserve pitching in an 18-3 loss, stranding two inherited runners...was not on STL's Wild Card Series roster vs. SD

2019

- Signed to a minor league contract with a spring training invite by the Seattle Mariners organization on January 24, 2019
- Split the season between Double-A Arkansas (14 G, 13 GS) and Triple-A Tacoma (13 G, 8 GS)
- Hurlled a 4-5 record with a 1.94 ERA (18 ER/83.2 IP) and a save with Double-A Arkansas while holding batters to a .186 average and a 0.81 WHIP
- With Triple-A Tacoma, tossed a 0-5 record with a 9.06 ERA (47 ER/46.2 IP) with 68 strikeouts against 21 walks

Named a Texas League Mid-Season All-Star, throwing a scoreless inning (2nd) with a walk and two strikeouts on the North squad...led the Texas League with two complete games and one shutout...struck out a career-high 14 batters in a 9.0 inning (95 pitches) shutout vs. Northwest Arkansas (7/10) earning Texas League Pitcher of the Week...had two starts of double-digit strikeouts, tied with Dustin May (Tulsa) for the most by a Texas League pitcher with 14 and the 3rd-most with a 13-strikeout effort vs. Tulsa (5/9) needing only 77 pitches...surpassed 100 pitches only once during the regular season in a 7.0-inning effort at Tulsa (6/7)

2018

- Combined for 27 starts between Double-A Binghamton and Triple-A Las Vegas
- With Double-A Binghamton, spun a 8-6 record with a 3.59 ERA (42 ER/105.1 IP) in 18 starts while holding batters to a .243 average
- In nine starts for Triple-A Las Vegas, tossed a 3-4 record with a 8.84 ERA (38 ER/38.2 IP) with 35 strikeouts against 19 walks

Named an Eastern League Mid-Season All-Star...led all Mets minor league pitchers with 11 wins and ranked in the Top 5 in games started (27, 2nd), innings pitched (144.0, 3rd) and strikeouts (140, 4th)...hurled two scoreless starts of 6.0 innings or more and another three in which he allowed just one unearned run...threw 11 quality starts and had 12 games in which he threw 6.0 innings or more with a season-high 8.0 innings at Trenton (6/21)

2017

- Played the entirety of the season with Advanced-A St. Lucie, tossing a 6-13 record in 26 games (25 starts) with a 3.95 ERA (64 ER/145.2 IP)
- Posted career-highs in strikeouts (142) and innings pitched (145.2)
- Pitched for Team Colombia in the 2017 World Baseball Classic making one start against the Dominican Republic (3/12)...received a no decision in a game Colombia lost 10-3 in 11 innings

Led the Florida State League with 142 strikeouts and ranked among the league leaders in ERA (3.95, 10th), innings pitched (145.2, 3rd), games started (25, 4th), opponent BA (.278, 9th) and WHIP (1.35, 8th)...struck out a season-high 13 batters in his lone complete game effort of the season coming vs. Jupiter (6/13), throwing 102 pitches in a 3-2 loss... posted two double-digit strikeout games with 13 vs. Jupiter and 11 vs. Dunedin (5/19)

2016

- Pitched for three different teams, including Class-A Short Season Brooklyn (8 G, 3 GS), Single-A Columbia (4 GS, 3 G), and Double-A Binghamton (1 GS)
- Combined for a 1-4 record with one save and a 2.47 ERA over 65.2 innings with 74 strikeouts against only seven walks

Posted three double-digit strikeout games out of his eight starts with a season-high 11 vs. Aberdeen (7/23)...made seven starts and six relief appearances posting an 0.88 WHIP

2015

- Appeared in 12 games, making eight starts for Rookie-level Kingsport
- Fired a 6-1 record on the season in eight starts (12 games) for a 2.90 ERA (20 ER/62.0 IP)...tied for the team lead with six wins
- Began the season with four relief appearances before finishing with eight straight starts...had made 66 straight relief appearances over four seasons before his first minor league start
- Made his first professional start on July 21 against Rookie-level Pulaski, tossing 5.2 innings and giving up five hits, two runs, one hit batter and four walks while striking out four in the no decision

Ranked among Appalachian League leaders in wins (6, T2nd), strikeouts (63, 3rd), innings pitched (62.0, 5th) and ERA (2.90, 7th)...held his opposition to two earned runs or less in 11 of 12 appearances, allowing a season-high five runs in his final start of the season at Elizabethton (8/28) surrendering three home runs in the game

2014

- Made his first appearance stateside, playing the season with Rookie-level GCL Mets, going 1-1 with two saves and a 2.25 ERA (7 ER/28.0 IP) over 19 relief appearances...averaged over a strikeout per inning (10.60 K/9 IP)

2013

- Spent the entire season with Rookie-level Dominican League Mets 2
- Went 4-2 on the season in 24 relief appearances with a 1.33 ERA (6 ER/40.2 IP)
- Ranked 12th in the Dominican Summer League with eight saves, recording his first professional save on June 19 against the Marlins Dominican Summer League team, tossing 2.2 perfect innings, hitting one batter and striking out three

2012

- Split his first professional season between both of the Mets Dominican Summer League teams
- Tossed a combined 4-0 record with a 4.26 ERA (12 ER/25.1 IP) with 23 strikeouts against 8 walks in 19 relief outings
- Picked up his first professional win on June 22 with DSL Mets 1, firing two perfect innings and striking out two

Personal

Nabil Antonio Crismatt...born December 25, 1994 in Barranquilla, Colombia...lives in Florida with his wife, Maria, and daughter, Nicole...moved to the Dominican Republic when he was 15 for an opportunity to play baseball competitively...in 2021, Nabil's father, mother, and brothers came to watch him play in the United States for the first time...looked up to fellow Colombian pitcher, Jose Quintana...played for Team Colombia in the 2017 World Baseball Classic...signed by the New York Mets to a minor league contract on May 31, 2012

Career Pitching Record

Year	Team	W-L	ERA	G	GS	CG	SHO	SV	IP	H	R	ER	HR	HB	BB	SO	WP	BK	AVG
2012	DSL Mets	4-0	4.26	19	0	0	0	0	25.1	21	12	12	1	6	8	23	3	1	.241
2013	DSL Mets	4-2	1.33	24	0	0	0	8	40.2	23	8	6	0	5	13	46	2	0	.174
2014	GCL Mets	1-1	2.25	19	0	0	0	2	28.0	15	8	7	1	0	10	33	0	1	.161
2015	Kingsport	6-1	2.90	12	8	0	0	0	62.0	52	23	20	6	5	12	63	3	1	.223
2016	Brooklyn	0-1	3.19	8	3	0	0	1	31.0	26	11	11	4	0	4	35	5	0	.218
	Columbia	1-2	1.88	4	3	0	0	0	28.2	20	8	6	1	2	2	0	1	0	.192
	Binghampton	0-1	1.50	1	1	0	0	0	6.0	5	1	1	1	0	1	7	0	0	.227
2017	St. Lucie	6-13	3.95	26	25	1	0	0	145.2	161	82	64	17	12	36	142	5	0	.278
2018	Binghamton	8-6	3.59	18	18	1	0	0	105.1	95	49	42	8	7	37	105	6	1	.243
	Las Vegas	3-4	8.84	9	9	0	0	0	38.2	61	40	38	8	4	19	35	0	1	.365
2019	Arkansas	4-5	1.94	14	13	2	1	0	83.2	57	22	18	6	3	11	89	11	0	.186
	Tacoma	0-5	9.08	13	8	0	0	0	46.2	67	51	47	15	1	21	68	0	0	.324
2020	ST. LOUIS	0-0	3.24	6	0	0	0	0	8.1	6	3	3	2	0	1	8	0	0	.200
2021	El Paso	0-0	0.00	3	0	0	0	0	3.2	3	0	0	0	0	1	6	0	0	.214
	SAN DIEGO	3-1	3.78	45	0	0	0	0	81.1	87	40	34	10	8	24	71	3	0	.274
2022	El Paso	1-0	2.45	3	0	0	0	0	3.2	2	1	1	1	0	0	5	0	0	.154
	SAN DIEGO	5-2	2.94	50	1	0	0	0	67.1	57	29	22	5	2	22	65	0	2	.226
2023	El Paso	0-0	6.94	9	0	0	0	0	11.2	12	9	9	4	1	5	11	1	0	.261
	Reno	4-3	6.85	14	9	0	0	0	47.1	59	38	36	10	1	18	44	2	1	.303
	SAN DIEGO	0-1	9.82	7	0	0	0	0	11.0	17	12	12	3	1	7	9	2	0	.347
	ARIZONA	0-1	0.00	1	0	0	0	0	2.0	2	1	0	0	0	0	3	0	1	.250
Major League - 4 years		8-5	3.76	109	1	0	0	0	170.0	169	85	71	20	11	54	156	5	3	.258
Minor League- 11 years		42-44	4.04	196	97	4	1	11	708.0	679	363	318	83	47	198	774	39	6	.251

Career Single-Game Bests

Low-Hit Complete Game:	---	Most Strikeouts:	5, April 13, 2021 at PIT
Most Innings Pitched Starter:	3.0, April 10, 2022 at ARI	Most Walks:	3, (3x), last, August 28, 2022 at KC
Most Innings Pitched Reliever:	5.0, (2x), last, July 7, 2021 vs. WAS	Longest Winning Streak:	7 games, April 22, 2021 - June 24, 2022
Most Earned Runs Allowed:	4, (3x), last, October 3, 2021 at SF	Longest Losing Streak:	3 games, July 14, 2022 - current

Career Fielding Record

Position	PCT	G	PO	A	E	TC	DP
Pitcher	.970	109	11	21	1	33	2

Career Transactions

- August 3, 2011: Signed by the New York Mets as an amateur free agent.
- January 24, 2019: Signed as a Free Agent with the Seattle Mariners.
- November 20, 2019: Signed as a Free Agent with the St. Louis Cardinals.
- December 17, 2020: Signed as a Free Agent with the San Diego Padres.
- June 30, 2023: Signed as a Free Agent with the Arizona Diamondbacks.
- August 8, 2023: Signed as a Free Agent with the Arizona Diamondbacks.
- December 12, 2023: Signed as a Free Agent with the Los Angeles Dodgers.

Injured List

- April 19 - June 16, 2023 (left hip strain)



Austin GAUTHIER

IF | 82

@ajgator_

Bats: Right **Throws:** Right**Height:** 6-0 **Weight:** 188**Opening Day Age:** 24**Born:** May 7, 1999 in Cheyenne, Wyoming**Resides:** Cheyenne, WY**Acquired:** Signed with the Dodgers as a non-drafted free agent on August 4, 2021

Career Highlights

- * Wyoming native enters his fourth season in the Dodgers organization and first invitation to Spring Training
- * Owns a Minor League slashline of .291/.433/.433 with a .910 OPS, 53 doubles, 11 triples, 19 home runs and 130 RBI
- * Has spent the most time in the field at shortstop (109 G, 104 GS), committing 20 errors in 372 total chances over 899.0 innings
- * Named MiLB Organization All-Star with the Dodgers in 2023
- * Named Midwest League Player of the Month for May 2023, including Player of the Week for May 7 and May 28, after slashing .349/.491/.614 with a 1.105 OPS and 23 RBI
- * Signed with the Dodgers as a non-drafted free agent on August 4, 2021

Year-By-Year

2023

- Began the season with Advanced-A Great Lakes before being promoted to Double-A Tulsa
- With Advanced-A Great Lakes, slashed .365/.487/.568 with a 1.055 OPS in 40 games
- In 84 games with Double-A Tulsa, hit .293 (94-for-321) with 19 doubles, four triples, six home runs and 34 RBI
- Spent the most combined time at third base (32 G, 31 GS), committing five errors over 121 total chances in 249.0 innings
- Named MiLB Organization All-Star with the Dodgers
- Named Midwest League Player of the Month for May, including Player of the Week for May 7 and May 28, after slashing .349/.491/.614 with a 1.105 OPS and 23 RBI
- Went 3-for-3 with a double and four RBI on May 3 against Quad Cities...hit .485 (16-for-33) with runners in scoring position with Advanced-A Great Lakes...had his best month with Double-A Tulsa, slashing .337/.465/.408 in 26 games with a .873 OPS

2022

- Spent a majority of the season with Single-A Rancho Cucamonga before being assigned to Advanced-A Great Lake on August 3
- In 84 games with Single-A Rancho Cucamonga, slashed .287/.461/.433 with a .894 OPS, 18 doubles, four triples, six home runs and 49 RBI
- Hit .177 (11-for-62) in 21 games with Advanced-A Great Lakes with four extra base hits and five RBI
- Spent a combined 72 games (69 starts) at shortstop, committing 16 errors over 240 total chances in 596.2 innings
- Had his best month at the plate in June, slashing .308/.500/.549 with a 1.049 OPS in 25 games...notched a .304 (68-for-224) average off of righties compared to .237 (18-for-76) off lefties with Single-A Rancho Cucamonga

2021

- Played his first professional season with Rookie-level ACL Dodgers
- In 30 games, slashed .255/.387/.327 with a .714 OPS, three doubles, two triples and 17 RBI

Personal

Austin James Gauthier...born May 7, 1999 in Cheyenne, Wyoming...played four seasons at Hofstra...signed with the Dodgers as a non-drafted free agent on August 4, 2021

Career Batting Record

Year	Team	AVG	G	AB	R	H	2B	3B	HR	RBI	SH	SF	HP	BB	SO	SB	CS	OBP	SLG	E
2021	ACL Dodgers	.255	30	98	22	25	3	2	0	17	0	3	0	23	38	5	1	.387	.327	4
2022	Rancho Cucamonga	.287	84	300	81	86	18	4	3	49	0	0	9	88	81	10	1	.461	.433	19
	Great Lakes	.177	21	62	9	11	3	0	1	5	0	2	2	15	18	2	2	.346	.274	4
2023	Great Lakes	.365	40	148	39	54	10	1	6	25	0	2	1	36	30	4	0	.487	.568	4
	Tulsa	.293	84	321	72	94	19	4	6	34	0	4	3	64	54	15	6	.411	.433	8
Minor League - 3 years		.291	259	929	223	270	53	11	19	130	0	11	15	226	221	36	10	.433	.433	39

Transactions

- August 4, 2021: Signed with the Los Angeles Dodgers as a non-drafted free agent.

Injured List

- No Injuries at the Major League Level



Stephen GONSALVES

LHP | 46

@stephen_gonsalves1

Bats: Left **Throws:** Left

Height: 6-5 **Weight:** 218

Opening Day Age: 29

Born: July 8, 1994 in San Diego, California

Resides: San Diego, CA

Acquired: Signed to a minor league contract with the Los Angeles Dodgers on January 17, 2024

ML Service: 0.056

ML Debut: August 20, 2018

Career Highlights

- * California native joins the Dodgers after signing a minor league contract on January 17, 2024
- * Owns a career Minor League record of 60-27 with a 2.88 ERA (232 ER/726.0 IP) while striking out 823 batters against 330 walks
- * Has appeared in 10 games (four starts) at the Major League level, notching a 2-2 record with a 6.21 ERA (20 ER/29.0 IP)
- * Made his Major League debut on August 20, 2018 in a start vs. Chicago-AL, allowing four runs on six hits in 1.1 innings pitched... recorded first career strikeout, fanning José Abreu in the first inning
- * Earned first major league win September 19 at DET, pitching 6.0 shutout innings while giving up one hit and one walk and striking out four
- * Picked up his first professional win on July 11, 2013 against GCL Orioles, tossing three scoreless innings and giving up one walk while striking out three
- * Drafted by Minnesota in the fourth round of the 2013 MLB Draft

Year-By-Year

2023

- Began the season on the 60-day injured list
- Went on rehab assignments to ACL Cubs, Single-A Myrtle Beach and Advanced-A South Bend...tossed a combined 1-0 record with a 5.10 ERA (7 ER/12.1 IP) with 19 strikeouts against only three walks
- Appeared in 10 games (five starts) for Triple-A Iowa, going 0-0 with a 6.19 ERA (11 ER/16.0 IP) while holding batters to a .214 average

2022

- Signed by the Chicago Cubs to a minor league contract on December 3, 2021
- Spent the whole season with Triple-A Iowa, tossing a 1-0 record with a 4.26 ERA (6 ER/12.2 IP) in eight relief appearances...struck out 21 batters against 11 walks, holding batters to a .196 average

2021

- Began the season with Triple-A Worcester, appearing in 22 games (10 starts) and going 5-4 with one save and a 4.68 ERA (38 ER/73.0 IP)
- Recalled by Boston on Aug. 31, 2021 and made his season debut that day at Tampa Bay...pitched 2.2 innings allowing two earned runs, two hits, and striking out three batters...went 0-0 with a 4.15 ERA (2 ER/4.1 IP) in three outings with Boston

2020

- Split the season between the Mets and Red Sox organizations...did not appear in any games
- Added to the Mets' Club Player Pool on 7/13
- Claimed off waivers by Boston on 7/25 and optioned to the Alternate Training Site...designated for assignment on 8/19 but remained in the Club Player Pool

2019

- Spent most of the season on the minor league injured list (April 1-May 21; May 25-August 10) with an elbow injury
- Began the season with Triple-A Rochester where made one start on May 21 against Buffalo, allowing one hit, one run and five walks while striking out two over 2.0 innings
- Made his next start during a rehab assignment with the GCL Twins on August 10...went 0-1 with a 2.00 ERA (2 ER/9.0 IP) over five starts
- Finished the season at Double-A Pensacola, making two relief appearances, allowing three earned runs over two innings

2018

- Spent second career spring training with Twins and was optioned to Double-A Chattanooga March 13
- Made four starts for Double-A Chattanooga, going 3-0 with a 1.77 ERA (4 ER/20.1 IP)
- Promoted to Triple-A Rochester on April 27, hurling a 9-3 record in 19 games (18 starts) with a 2.96 ERA (33 ER/100.1 IP)
- Recalled by Minnesota August 19 and made his Major League debut on August 20 in a start vs. Chicago-AL, allowing four runs on six hits in 1.1 innings pitched...recorded first career strikeout, fanning José Abreu in the first inning
- Earned first major league win September 19 at DET, pitching 6.0 shutout innings while giving up one hit and one walk and striking out four

Named International League Pitcher of the Week May 6 with Triple-A Rochester, going 2-0, 0.63 ERA (1 ER/14.1 IP) with two walks, four hits allowed and 14 strikeouts in two...recorded a season-high 11 strikeouts in 5.1 innings with Tripel-A Rochester May 18 vs. Pawtucket...made five starts in July with Triple-A Rochester, going 2-0, 0.88 ERA (3 ER/30.2 IP) with nine walks and 24 strikeouts...made four starts with the Twins prior to becoming a Primary Pitcher for three appearances...combined to go 14-5, 3.41 ERA (145.1 IP, 55 ER) with 87 walks and 136 strikeouts in 30 games (26 starts) between Minnesota, Triple-A Rochester and Double-A Chattanooga...named Triple-A All-Star by Baseball America

2017

- Spent first career spring training with Twins and reassigned to minor league camp March 13; reported to Double-A Chattanooga
- Began season on 7-day disabled list with left rotator cuff strain; reinstated May 20 where he went 8-3 with a 2.68 ERA (26 ER/87.1 IP) with 96 strikeouts against 23 walks
- Promoted to Triple-A Rochester August 7 where he finished the season...made five appearances (four starts) for a 1-2 record with a 5.56 ERA (14 ER/22.2 IP)

Named Twins minor league Pitcher of the Month for June, going 4-1, 2.32 ERA (8 ER/31.0 IP) in five starts for Double-A Chattanooga...ranked third on Chattanooga staff in wins (8), innings pitched (87.1) and strikeouts, despite pitching just three months there...named left-handed starting pitcher on the Twins Organizational All-Star team by MiLB.com...ranked fourth best prospect and best changeup in Twins system by Baseball America, entering 2018...ranked 78th best prospect in baseball by MLB.com

2016

- Split the season between Advanced-A Fort Myers (11 GS) and Double-A Chattanooga (13 GS)
- With Advanced-A Fort Myers, notched a 5-4 record with a 2.33 ERA (17 ER/65.2 IP) with 66 strikeouts against 20 walks
- Recorded a 8-1 season with Double-A Chattanooga and a 1.82 ERA (15 ER/74.1 IP) with 89 strikeouts while holding batters to a .171 average

2015

- Began the season with Single-A Cedar Rapids before being assigned to Advanced-A Fort Myers on June 4
- In nine starts with Single-A Cedar Rapids, spun a 6-1 record with a 1.15 ERA (7 ER/55.0 IP) with 77 strikeouts against 15 walks
- With Advanced-A Fort Myers, went 7-2 with a 2.61 ERA (23 ER/79.1 IP) with a 1.31 WHIP while holding batters to a .225 average in 15 starts

2014

- Split the season between Rookie-level Elizabethton and Single-A Cedar Rapids
- In six starts with Rookie-level Elizabethton, tossed a 2-0 record with a 2.79 ERA (9 ER/29.0 IP) with 26 strikeouts against 10 walks
- With Single-A Cedar Rapids, went 2-3 with a 3.19 ERA (13 ER/36.2 IP) while holding batters to a .228 average

2013

- Played his first professional season between Rookie-level GCL Twins (5 G, 2 GS) and Rookie-level Elizabethton (3 GS)
- Tossed a combined 2-1 record with a 0.95 ERA (3 ER/28.1 IP) with 39 strikeouts against 11 walks
- Picked up his first professional win on July 11 against GCL Orioles, tossing three scoreless innings and giving up one walk while striking out three

Personal

Stephen William Gonsalves...born July 8, 1994 in San Diego, California...had committed to play baseball at the University of San Diego prior to being selected by Minnesota in 2013...graduated from Cathedral Catholic High School in San Diego...went 6-1 with a 2.19 ERA in nine starts as a senior...pitched a complete game and struck out eight in the CIF San Diego Section Division III championship game in 2012

Career Pitching Record																			
Year	Team	W-L	ERA	G	GS	CG	SHO	SV	IP	H	R	ER	HR	HB	BB	SO	WP	BK	AVG
2013	GCL Twins	1-0	0.63	5	2	0	0	0	14.1	8	1	1	0	0	7	18	0	0	.163
	Elizabethton	1-1	1.29	3	3	0	0	0	14.0	10	2	2	0	0	4	21	2	1	.200
2014	Elizabethton	2-0	2.79	6	6	0	0	0	29.0	23	12	9	1	1	10	26	1	1	.225
	Cedar Rapids	2-3	3.19	8	8	0	0	0	36.2	31	17	13	1	2	11	44	1	0	.228
2015	Cedar Rapids	6-1	1.15	9	9	0	0	0	55.0	29	8	7	2	4	15	77	2	0	.154
	Fort Myers	7-2	2.61	15	15	1	0	0	79.1	66	26	23	2	1	38	55	7	0	.225
2016	Fort Myers	5-4	2.33	11	11	1	0	0	65.2	43	19	17	2	0	20	66	4	2	.188
	Chattanooga	8-1	1.82	13	13	1	0	0	74.1	43	17	15	1	4	37	89	5	0	.171
2017	Chattanooga	8-3	2.68	15	15	0	0	0	87.1	67	28	26	7	4	23	96	5	0	.207
	Rochester	1-2	5.56	5	4	0	0	0	22.2	27	14	14	4	0	8	22	0	0	.293
2018	Chattanooga	3-0	1.77	4	4	0	0	0	20.1	11	4	4	2	0	10	25	2	0	.167
	Rochester	9-3	2.96	19	18	0	0	0	100.1	65	33	33	6	6	55	95	4	0	.187
	MINNESOTA	2-2	6.21	7	4	0	0	0	24.2	28	22	18	2	1	22	16	2	0	.250
2019	GCL Twins	0-1	2.00	5	5	0	0	0	9.0	6	2	2	2	0	0	16	1	0	.182
	Pensacola	0-0	13.50	2	0	0	0	0	2.0	2	4	3	1	1	2	3	1	0	.250
	Rochester	1-0	4.50	1	1	0	0	0	2.0	1	1	1	0	0	5	2	1	0	.200
2021	Worcester	5-4	4.68	22	10	0	0	1	73.0	65	41	38	13	6	52	103	3	1	.241
	BOSTON	0-0	4.15	3	0	0	0	0	4.1	2	2	2	0	1	2	4	2	0	.133
2022	Iowa	1-0	4.26	8	0	0	0	0	12.2	9	6	6	2	3	11	21	1	1	.196
2023	ACL Cubs	0-0	0.00	3	0	0	0	0	3.0	2	0	0	0	0	4	1	1	1	.200
	Myrtle Beach	0-1	3.00	3	0	0	0	0	3.0	1	1	1	0	0	2	4	1	0	.111
	South Bend	1-0	8.53	6	0	0	0	0	6.1	7	6	6	2	4	1	11	0	0	.292
	Iowa	0-0	6.19	10	5	0	0	0	16.0	12	11	11	1	0	19	25	5	0	.214
Major League - 2 years		2-2	6.21	10	4	0	0	0	29.0	30	24	20	2	2	24	20	4	0	.263
Minor League-10 years		60-27	2.88	173	129	3	0	1	726.0	528	253	232	49	36	330	823	47	7	.204

Career Single-Game Bests			
Low-Hit Complete Game:	---	Most Strikeouts:	4, (2x), last, Sept. 19, 2018 at DET
Most Innings Pitched Starter:	5.0, August 25, 2018 vs. OAK	Most Walks:	4, (4x), last, Sept. 27, 2018 vs. DET
Most Innings Pitched Reliever:	6.0, Sept. 19, 2018 at DET	Longest Winning Streak:	2 games, Sept. 19, 2018 - current
Most Earned Runs Allowed:	4, August 25, 2018 vs. OAK	Longest Losing Streak:	2 games, August 20-25, 2018

Career Fielding Record							
Position	PCT	G	PO	A	E	TC	DP
Pitcher	1.000	10	2	3	0	10	0

- ### Career Transactions
- June 7, 2013: Drafted by the Minnesota Twins in the 4th round of the 2013 amateur draft. Player signed June 19, 2013.
 - November 4, 2019: Selected off waivers by the New York Mets from the Minnesota Twins.
 - July 25, 2020: Selected off waivers by the Boston Red Sox from the New York Mets.
 - December 3, 2021: Signed as a Free Agent with the Chicago Cubs.
 - January 17, 2024: Signed as a Free Agent with the Los Angeles Dodgers

- ### Injured List
- April 19 - June 16, 2023 (left hip strain)



**Kevin
GOWDY**

RHP | 93

@kgowdy34

Bats: Right **Throws:** Right

Height: 6-4 **Weight:** 205

Opening Day Age: 26

Born: November 16, 1997 in Santa Barbara, CA

Resides: Santa Barbara, CA

Acquired: Signed by the Dodgers as a free agent to a minor league contract on January 23, 2023

Career Highlights

- * California native enters his second season in the Dodgers organization and his first Spring Training after signing a minor league contract with the team on January 23, 2023
- * Owns a Minor League record of 10-17 with a 5.34 ERA (151 ER/254.1 IP) and 225 strikeouts against 129 walks while holding batters to a .278 average
- * Drafted by the Philadelphia Phillies in the second round of the 2016 MLB Draft out of Santa Barbara High School

Year-By-Year

2023

- Signed to a minor league contract by the Dodgers organization on January 23, 2023
- Played the whole season with Double-A Tulsa, going 2-1 with a 4.93 ERA (21 ER/38.1 IP) and 41 strikeouts against 20 walks

Did not give up any runs in all four of his appearances in the month of May (3.2 innings)...had his best month in August, going 1-0 with a 2.38 ERA (3 ER/11.1 IP) in eight outings...tossed a season-high four strikeouts on September 14 against Corpus Cristi

2022

- Spent the entirety of the season with Double-A Frisco (32 G, 3 GS)
 - Recorded a 2-3 record with a 9.90 ERA (44 ER/40.0 IP) and 33 strikeouts against 31 walks
- Notched an 0-2 record with an 11.17 ERA (24 ER/19.1 IP) at home compared to 2-1 with an 8.71 ERA (20 ER/20.1 IP) on the road...recorded both of his wins in the second half of the season

2021

- Began the season with Advanced-A Jersey Shore before being traded to the Texas Rangers organization and assigned to Advanced-A Hickory
- With Advanced-A Jersey Shore, spun a 4-5 record with a 4.43 ERA (30 ER/61.0 IP) and 63 strikeouts against 15 walks in 14 games (12 starts)
- In six games (four starts) with Advanced-A Hickory, notched a 2-1 record with a 3.72 ERA (12 ER/29.0 IP) while holding batters to a .265 average
- Garnered his first professional win with Jersey Shore

2020

- Did not participate in the 2020 season after the minor league season was cancelled

2019

- After missing the past two seasons for undergoing and recovering from Tommy John surgery, returned to baseball and played for Single-A Lakewood
- In 24 games (16 starts), tossed a 0-6 record with a 4.68 ERA (40 ER/77.0 IP) with 53 strikeouts against 51 walks

2016

- Spent his first professional season with Rookie-level GCL Phillies, starting four games for a 0-1 record and a 4.00 ERA (4 ER/9.0 IP)

Personal

Kevin R. Gowdy...born November 16, 1997 in Santa Barbara, California...drafted by the Philadelphia Phillies in the second round of the 2016 MLB Draft out of Santa Barbara High School

Career Pitching Record

Year	Team	W-L	ERA	G	GS	CG	SHO	SV	IP	H	R	ER	HR	HB	BB	SO	WP	BK	AVG
2016	GCL Phillies	0-1	4.00	4	4	0	0	0	9.0	9	5	4	0	1	2	9	0	0	.231
2019	Lakewood	0-6	4.68	24	16	0	0	0	77.0	83	46	40	4	3	51	53	8	1	.281
2021	Jersey Shore Hickory	4-5 2-1	4.43 3.72	14 6	12 4	0 0	0 0	0 0	61.0 29.0	68 30	34 14	30 12	5 4	2 1	15 10	63 26	2 0	0 0	.280 .265
2022	Frisco	2-3	9.90	32	3	0	0	0	40.0	52	44	44	11	3	31	33	4	2	.317
2023	Tulsa	2-1	4.93	31	0	0	0	3	38.1	35	24	21	4	3	20	41	6	4	.243
Minor League- 5 years		10-7	5.34	111	39	0	0	3	254.1	277	167	151	28	13	129	225	22	7	.278

Career Transactions

- June 22, 2016: Drafted by the Philadelphia Phillies in the second round of the MLB draft out of Santa Barbara High School (Ca.)
- June 30, 2021: Traded to the Texas Rangers along with RHP Spencer Howard in exchange for RHP Hans Crouse, RHP Ian Kennedy and RHP Kyle Gibson.
- January 23, 2023: Signed as a Free Agent with the Los Angeles Dodgers.

Injured List

- No injuries at the Major League level



**Jesse
HAHN**

RHP | 38

@jhahn07

Bats: Right **Throws:** Right

Height: 6-5 **Weight:** 205

Opening Day Age: 34

Born: July 30, 1989 in Norwich, Connecticut

Resides: Phoenix, AZ

Acquired: Signed by the Dodgers to a minor league contract on January 17, 2024

ML Service: 6.067

ML Debut: June 3, 2014

Career Highlights

- * Connecticut native signed a minor league deal with the Dodgers on January 17, 2024 after not pitching for two years due to injury
- * Boasts a career Major League record of 19-21 with a 4.22 ERA (146 ER/311.1 IP) with 241 strikeouts against 121 walks in 82 games (50 starts) between San Diego (2014), Oakland (2015-2017) and Kansas City (2019-2021)
- * Owns a career Minor League record of 9-12 with a 2.95 ERA (89 ER/271.2 IP) in 82 games (72 starts), holding batters to a .238 average
- * Made his Major League debut with San Diego on June 3, 2014 against Pittsburgh, tossing 3.2 innings and giving up six hits, four runs, two home runs and two walks while striking out five in the loss
- * Recorded his first Major League win on June 14, 2014 against New York- NL, spinning six scoreless innings while giving up only one hit and three walks, striking out seven
- * Recorded his first career save on Aug. 29, 2020 at Chicago-AL, tossing 0.2 perfect innings and striking out two
- * Drafted in the sixth round of the MLB Draft by the Tampa Bay Rays

Year-By-Year

2023-2022

- Did not play

2021

- Began the season with Kansas City, going 0-0 with a 13.50 ERA (5 ER/3.1 IP) in five relief appearances before being placed on the injured list with right shoulder impingement syndrome
- In three rehab games (one start) with Triple-A Omaha, went 0-0 with a 5.40 ERA (1 ER/1.2 IP)...placed on the 60-day injured list on May 22

2020

- Made a career-high 18 relief appearances despite not making his season debut until Aug. 19, boasting a 1-0 record with a 0.52 ERA (1 ER/17.1 IP) with 19 strikeouts against eight walks while holding batters to a .071 average
- Recorded his first career save on Aug. 29 at Chicago-AL, tossing 0.2 perfect innings and striking out two
- Earned the win on Sept. 24 vs. DET, tossing 1.1 scoreless frames across the sixth and seventh innings, ahead of the Royals' four-run rally...it was his first career victory as a reliever and first win overall since June 17, 2017 with Oakland (5.0 IP in a start), going 1,195 days between.

Posted the lowest opponents' average (.071), second-lowest ERA (0.52) and fifth-lowest WHIP (0.69) in the Majors (min. 15.0 IP)...he allowed just one run on four hits in 17.1 innings...missed the first 24 games of the season, going on the Bereavement List on July 23, the Restricted List on July 30, and the Paternity List on Aug. 17...allowed four hits to the 65 batters he faced over 17.1 innings...his .071 opponents' average (4-for-56) was the lowest mark in Major League history (min. 50 batters faced), according to Elias, besting Bob McClure, who posted a .077 opponents' average (4-for-52) as a rookie in 1975...he retired 24 straight batters following a single by Roberto Pérez on Sept. 9, and held the final 31 batters he faced hitless (0-for-29, two walks)...he is the fifth Royals pitcher to post a sub-1.00 ERA in a season (min. 15.0 IP), also joining Louis Coleman (0.61) in 2013 and Wade Davis (0.94) in 2015...his WHIP was also the lowest in franchise history (min. 15.0 IP), besting Davis' 0.79 mark in 2015

2019

- Spent a majority of the season on the 60-day Injured List, recovering from ulnar collateral ligament (UCL) repair surgery in 2018...made six relief appearances with Kansas City over the final month of the season, going 0-1 with a 13.50 ERA (7 ER/4.2 IP)
 - Went 0-1 with a 2.45 ERA (1 ER/3.2 IP) with two walks and six strikeouts in four combined outings (3 starts) between Advanced-A Wilmington and Rookie-level AZL Royals as part of a rehab assignment (Aug. 21-Sept. 3)
- Worked a scoreless eighth inning vs. Detroit on Sept. 5, which marked his first Major League appearance since June 28, 2017 at Houston (with Oakland)

2018

- Acquired by the Royals with RHP Heath Fillmyer from Oakland in exchange for LHP Ryan Buchter, INF/OF Brandon Moss and cash considerations, Jan. 29
- Did not pitch in the Major Leagues after suffering a sprained ulnar collateral ligament (UCL) during spring training...placed on the 60-day disabled list on March 6
- Made six appearances across three rehab assignments between Rookie-level AZL Royals, Double-A Northwest Arkansas, and Triple-A Omaha, tossing a combined 6.0 scoreless innings, allowing four hits and two walks while striking out four

2017

- Notched a 3-6 record in 14 games (13 starts) with a 5.30 ERA (41 ER/69.2 IP) with 55 strikeouts against 27 walks
- Made one rehab start at Single-A Stockton, before returning to Oakland on June 6
- Optioned to Triple-A Nashville on July 2, where he went 2-0 with a 4.32 ERA (12 ER/25.0 IP) in six appearances (five starts) to end the season

Went 1-2 despite a 2.74 ERA (13 ER in 42.2 IP) over his first seven appearances (six starts)...placed on the 10-day DL on May 27 with a strained right triceps...recorded 8.0 shutout innings on April 25 at the Angels, allowing just one hit and two walks, but got the no-decision in a 2-1 A's loss in 11 innings...became first A's pitcher to get a no decision despite throwing at least 8.0 scoreless innings and one or zero hits...held opponents to just four home runs in 69.2 big league innings...no AL pitcher allowed fewer HR in more innings...had a streak of 49.2 consecutive innings in the Majors without allowing a HR, from the sixth inning on April 19 through the first inning on June 22

2016

- Had four separate stints with Oakland and went 2-4 with a career-high 6.02 ERA in nine starts, striking out 23 batters against 19 walks
- In 15 games with Triple-A Nashville, fired a 1-7 record with a 4.32 ERA (32 ER/66.2 IP), holding batters to a .276 average and striking out 46

Had career highs in opponents batting average (.313), on-base percentage (.376) and slugging percentage (.484)...allowed a career-high eight home runs in 46.1 innings (1.55 per nine innings) after surrendering nine home runs in 170.0 innings over his first two seasons (0.48 per nine innings)...struck out just 23 batters (4.47 per nine innings) and walked 19 for a strikeout-to-walk ratio of 1.21, which was the lowest in the American League and fifth lowest in the majors among pitchers with 40 or more innings pitched his opponents batting average included a mark of .273 (27-for-99) against right-handed hitters compared to .361 (30-for-83) against left-handers...went 2-1 with a 3.03 ERA and .237 opponents batting average in five starts at home, 0-3 with a 13.17 ERA and .453 opponents average in four starts on the road

2015

- Went 6-6 with a 3.35 ERA in 16 starts in his first season with Oakland, a campaign that was cut short due to an injury
- Got off to a slow start as he went 1-4 with a 4.43 ERA over his first eight starts through May 20...then tossed a four-hit shutout May 25 against Detroit and went 5-2 with a 2.42 ERA over his final eight starts
- Was placed on the disabled list July 11 retroactive to July 6 with a right forearm strain and missed the remainder of the season

Yielded just five home runs in 96.2 innings, an average of 0.47 per nine innings, the lowest mark in the American League among pitchers with 90 or more innings pitched...allowed a .238 opponents batting average, which included a .185 (33-for-178) mark against right-handed hitters compared to .286 (55-for-192) against left-handers...yielded a .215 batting average, .277 on-base percentage and .290 slugging percentage to batters leading off an inning...however, opponents hit .318 with runners in scoring position...went 4-1 with a 1.52 ERA and .169 opponents batting average in six starts during the day compared to 2-5 with a 4.72 ERA and .284 opponents average in 10 starts at night...walked two batters or fewer in 14 of his 16 starts but tossed six innings or fewer 11 times

2014

- Traded to the San Diego Padres organization on January 22, 2014
- Began the season with Double-A San Antonio before being recalled by the Padres on June 3
- Made his Major League debut with San Diego on June 3 against Pittsburgh, tossing 3.2 innings and giving up six hits, four runs, two home runs and two walks while striking out five in the loss
- Recorded his first Major League win on June 14 against New York- NL, spinning six scoreless innings while giving up only one hit and three walks, striking out seven
- Went 7-4 with a 3.07 ERA in 14 games, including 12 starts, over four stints with the Padres
- With Double-A San Antonio, going 2-1 with a 1.91 ERA (9 ER/42.1 IP) in 13 games (10 starts)

Tied for third among National League rookies in wins, ranked sixth in strikeouts (70), tied for ninth in games started and 10th in innings pitched (73.1)...surrendered just four home runs in 73.1 innings, an average of 0.49 per nine innings...allowed a .214 opponents batting average, which included a .200 (25-for-125) mark against right-handed hitters compared to .227(32-for-141) against left-handers...did not yield a home run to any of the 153 right-handers he faced and had a .256 opponents slugging percentage against righties...all four of the home runs he allowed came with runners on base...opponents hit .211 with runners in scoring position, including .185 with RISP and two outs...went 7-2 with a 2.01 ERA over his first nine starts, 0-2 with a 5.95 ERA over his final five games, including three starts

2013

- Spent the majority of the season with Advanced-A Charlotte, making 19 starts and going 2-1 with a 2.09 ERA (16 ER, 69.0 IP) with 67 strikeouts against 18 walks
- Made one rehab start for Rookie-Level GCL Rays, tossing two scoreless innings

Over his 19 starts for Advanced-A Charlotte, allowed a .218 (55-for-252) opponent average...allowed just one home run over his 67.0 innings and 19 starts for...named a Florida State League mid-season All-Star

2012

- Made his professional debut with Class-A Short Season Hudson Valley, going 2-2 with a 2.77 ERA (16 ER/52.0 IP)
- Named New York-Penn League pitcher of the week for back-to-back weeks ending in August 20 and August 27

2011

- Missed the entire season while recovering from Tommy John surgery on his right elbow that was performed in August 2010

Personal

Jesse Allen Hahn...resides in Peoria, Ariz., with wife, Jessica and son, Hudson...graduated from Fitch High School (Conn.), where he also played basketball for two years and football for one...in 40.0 innings pitched as a senior, went 5-1 with 65 strikeouts (14.6 K/9) and just six walks, with one no-hitter and three one-hitters...set a state record by posting a 0.17 ERA (min. 35.0 IP)...earned Pitcher of the Year, all-state, all-area and All-Eastern Connecticut Conference honors...attended Virginia Tech, where he pitched three seasons for the Hokies...enjoyed his best season as a junior (2010), going 5-4 with a 3.70 ERA in 13 starts

Career Pitching Record

Year	Team	W-L	ERA	G	GS	CG	SHO	SV	IP	H	R	ER	HR	HB	BB	SO	WP	BK	AVG
2012	Hudson Valley	2-2	2.77	14	14	0	0	0	52.0	38	18	16	0	2	15	55	2	0	.199
	GCL Rays	0-0	0.00	1	1	0	0	0	2.0	4	1	0	0	0	0	4	0	0	.364
2013	Charlotte	2-1	2.15	19	19	0	0	0	67.0	55	20	16	1	3	18	63	8	0	.218
	San Antonio	2-1	1.91	13	10	0	0	0	42.1	34	13	9	1	1	15	38	0	1	.221
2014	SAN DIEGO	7-4	3.07	14	12	0	0	0	73.1	57	26	25	4	4	32	70	4	0	.214
	OAKLAND	6-6	3.35	16	16	1	1	0	96.2	88	46	36	5	8	25	64	7	0	.238
2015	Nashville	1-7	4.32	15	15	0	0	0	66.2	72	36	32	4	3	34	46	3	0	.276
	OAKLAND	2-4	6.02	9	9	0	0	0	46.1	57	32	31	8	0	19	23	2	0	.313
2016	Stockton	0-0	3.38	1	1	0	0	0	5.1	4	2	2	1	0	1	4	1	0	.211
	Nashville	2-0	4.32	5	5	0	0	0	25.0	28	14	12	1	0	14	18	4	0	.289
2017	OAKLAND	3-6	5.30	14	13	0	0	0	69.2	78	46	41	4	3	27	55	2	0	.283
	AZL Royals	0-0	0.00	2	1	0	0	0	2.0	1	0	0	0	0	0	2	0	1	.167
2018	Northwest Arkansas	0-0	0.00	3	2	0	0	0	3.1	2	0	0	0	1	2	0	1	0	.200
	Omaha	0-0	0.00	1	0	0	0	0	0.2	1	0	0	0	0	0	2	0	0	.333
2019	AZL Royals	0-0	0.00	1	1	0	0	0	1.0	1	0	0	0	0	0	2	0	0	.250
	Wilmington	0-1	3.38	3	2	0	0	0	2.2	2	1	1	0	0	2	4	1	0	.222
2020	KANSAS CITY	0-1	13.50	6	0	0	0	0	4.2	7	7	7	1	0	6	7	0	0	.333
	KANSAS CITY	1-0	0.52	18	0	0	0	3	17.1	4	1	1	0	1	8	19	2	0	.071
2021	Omaha	0-0	0.00	3	1	0	0	0	1.2	1	1	1	0	2	1	2	0	0	.167
	KANSAS CITY	0-0	13.50	5	0	0	0	1	3.1	5	5	5	2	1	4	3	1	0	.357
Major League - 7 years		19-21	4.22	82	50	1	1	4	311.1	296	163	146	24	17	121	241	18	0	.250
Minor League - 8 years		9-12	2.95	82	72	0	0	0	271.2	243	106	89	8	12	102	240	20	1	.238

Career Single-Game Bests

Low-Hit Complete Game:	4, May 25, 2015 vs. DET	Most Strikeouts:	9, June 30, 2014 vs. CIN
Most Innings Pitched Starter:	9.0, May 25, 2015 vs. DET	Most Walks:	4, (7x), last, May 6, 2017 vs. DET
Most Innings Pitched Reliever:	6.0, April 7, 2017 at TEX	Longest Winning Streak:	4 games, June 14-30, 2014
Most Earned Runs Allowed:	9, June 22, 2017 vs. HOU	Longest Losing Streak:	3 games, (5x), last, June 22-Sept. 18, 2019

Career Fielding Record

Position	PCT	G	PO	A	E	TC	DP
Pitcher	.957	82	18	48	3	69	3

Career Transactions

- June 8, 2010: Drafted by the Tampa Bay Rays in the 6th round of the 2010 amateur draft. Player signed August 14, 2010.
- January 22, 2014: Traded by the Tampa Bay Rays with Alex Torres to the San Diego Padres for Matt Lollis (minors), Maxx Tissenbaum (minors), Matt Andriese, Brad Boxberger and Logan Forsythe.
- December 18, 2014: Traded by the San Diego Padres with R.J. Alvarez to the Oakland Athletics for Seth Streich (minors), Derek Norris and cash.
- January 29, 2018: Traded by the Oakland Athletics with Heath Fillmyer to the Kansas City Royals for Ryan Buchter, Brandon Moss and cash.
- December 13, 2019: Signed as a Free Agent with the Kansas City Royals.
- January 17, 2024: Signed as a Free Agent with the Los Angeles Dodgers.

Injured List

- May 27-July 2, 2017 (right triceps strain)
- March 6-November 2, 2018 (right ulnar collateral ligament sprain)
- February 13-Sept 3, 2019 (recovery Tommy John surgery)
- April 12-November 3, 2021 (right shoulder impingement syndrome)



Elieser
HERNANDEZ

RHP | 52

@ **elieser03hernandez**

Bats: Right **Throws:** Right

Height: 6-1 **Weight:** 214

Opening Day Age: 28

Born: May 3, 1995 in Ocumare del Tuy, Venezuela

Resides: Ocumare del Tuy, VZ

Acquired: Signed by the Dodgers to a minor league contract on January 8, 2024

ML Service: 5.044

ML Debut: May 10, 2018

Career Highlights

- * Venezuelan native joins the Boys in Blue after signing a minor league contract with the Dodgers on January 8, 2024
- * Owns a career Minor League record of 32-31 with a 3.21 ERA (194 ER/543.1 IP) with 588 strikeouts against 158 walks in 136 games (102 starts)
- * In 90 Major League games with Miami, amassed a 10-21 record over five seasons with a 5.04 ERA (161 ER/287.2 IP)
- * Made His Major League debut on May 10, 2018 vs. Atlanta, tossing 2.0 scoreless innings in relief...did not factor in the decision
- * Earned first Major League win on July 11, 2018 vs. Milwaukee, firing two scoreless innings and giving up one hit, one walk and striking out three
- * Notched his first professional win on July 26, 2012, tossing five scoreless innings while giving up one hit and one walk and striking out four against the DSL Cardinals
- * Signed by the Houston Astros to a minor league contract on May 31, 2012

Year-By-Year

2023

- Traded to the New York Mets on November 18, 2022
- Started the season on the 60-day injured list with a right shoulder strain
- Made rehab assignments with Single-A St. Lucie and Advanced-A Brooklyn, tossing a combined 0-1 record in six games (four starts) with a 2.45 ERA (2 ER/7.1 IP)
- With Triple-A Syracuse, playing in two games before being placed on the injured list again on August 13...went 0-0 with a 4.50 ERA (1 ER/2.0 IP)

Represented his native Venezuela in the 2023 World Baseball Classic

2022

- Enjoyed three stints with Miami, making 10 starts in 20 games, spinning a 3-6 record with a 6.35 ERA (44 ER/62.1 IP) with 6- strikeouts against 22 walks
- Made rehab assignments with Rookie-level FCL Marlins and Single-A Jupiter, tossing a combined two scoreless innings, giving up one hit and striking out three
- In 12 games (11 starts) with Triple-A Jacksonville, twirled a 4-4 record with a 4.11 ERA (26 ER/57.0 IP) with 68 strikeouts against 17 walks

Seven of his 10 relief appearances were scoreless...matched his career-high of six innings pitched on April 17 vs. Philadelphia, last accomplished five times in 2019

2021

- Went 1-3 with a 4.18 ERA (24 ER/51.2 IP) in 11 starts for Miami, striking out 53 batters against 14 walks
- In six starts between Double-A Pensacola and Triple-A Jacksonville, tossed a 0-1 record with a 2.63 ERA (7 ER/24.0 IP) while holding batters to a .145 average and a 0.63 WHIP

Placed on the 10-day IL August 5 and later transferred to the 60-day IL on May 22...made his second start of the season June 3 in Pittsburgh where he pitched 5.0 innings and allowed one run on three hits and struck out six, was

removed from the game with a right quad strain while running the bases and placed on the 60-day IL on June 5...pitched 5.0 innings or more in seven of his 11 starts...held opponents to two runs or less in seven outings

2020

- Hurlled a 1-0 record with a 3.16 ERA (9 ER/25.2 IP) in six games, all starts for the Marlins
- Held batters to a .212 average with a 1.01 WHIP and 34 strikeouts against six walks
- Made his season debut on Aug. 5 in Baltimore, working 4.1 scoreless innings and allowing just two hits, striking out five

In his first four starts of the year went 1-0 with a 2.29 ERA, striking out 25 in 19.2 innings and allowing 12 hits and walked just three...set a career-high in strikeouts on Aug. 16 against Atlanta, fanning nine in 5.0 innings and allowing just three hits

2019

- Posted a 5.03 ERA (46 ER/82.1 IP) in the Majors this year, going 3-4 with a 4.58 ERA (38 ER/74.2 IP) and 78 strikeouts in 15 starts, and 0-1 with a 9.39 ERA (8 ER/7.2 IP) and seven strikeouts over six relief appearances
- He went 3-1 with a 1.13 ERA (6 ER/48.0 IP) and held opponents to a .194 average with 69 strikeouts in nine starts with Triple-A New Orleans prior to being recalled on June 11
- He set new career highs with 130.1 innings pitched and 154 strikeouts combined between the two levels

Despite making only nine starts, he ranked third in the Pacific Coast League in strikeouts at the time, with the top-two leaders each having made 11 starts...his first appearance for Miami came out of the bullpen on May 28 against San Francisco, tossing 2.0 innings, allowing two runs on four hits and a walk in an 11-3 victory...he was optioned to Triple-A New Orleans on May 30, but made just one start before being recalled for the remainder of the season...he made his first MLB start of the season on June 11 against St. Louis, allowing three runs on five hits and a walk, with seven strikeouts, over 5.2 innings...he returned to the starting rotation on July 28 against the Diamondbacks, and would make 10 starts over the final stretch of the season, posting a 4.88 ERA (26 ER/48.0 IP) with 46 strikeouts against 16 walks in that time...on August 8 vs. Atlanta, allowed just two hits and two walks, with seven strikeouts, over 6.0 shutout innings. It marked his first career scoreless start, earning the win in a 9-2 victory

2018

- Claimed off waivers by the Miami Marlins on December 14, 2017
- Despite two stints on the disabled list, made 32 appearances (six starts) for Miami and went 2-7 with a 5.21 ERA (38 ER/65.2 IP)
- Made His Major League debut on May 10 vs. Atlanta, tossing 2.0 scoreless innings in relief...did not factor in the decision
- Earned first Major League win on July 11 vs. Milwaukee, firing two scoreless innings and giving up one hit, one walk and striking out three
- Overall, made four rehab starts between Advanced-A Jupiter and Double-A Jacksonville, combining to go 0-1 with 4.80 ERA (8 ER/15.0 IP)

Opened season on 10-day disabled list due to a tooth infection suffered during Spring Training; made one rehab start before returning from rehab assignment due to broken fingernail on April 9...set career high with 5.0 innings pitched in a start on May 16 vs. Dodgers; tied mark for fourth and final time on June 14 vs. San Francisco, his longest relief outing...on June 26 vs. Arizona, recorded a career-high eight strikeouts...placed on 10-day DL on August 24 with right third finger blister; returned from rehab and reinstated from DL on Sept. 4...did not allow a run in 12 of his last 17 appearances going 2-2 with 2.92 ERA (8 ER/24.2 IP) over that span, with 19 hits and nine walks (one intentional) to 22 strikeouts...had a 2-5, 3.14 ERA (15 ER/43.0 IP) in 21 games (four starts) at home, while going 0-2, 9.13 ERA (23 ER/22.2 IP) in 11 games (two starts) on the road...in 26 relief appearances, was 2-2 with 5.31 ERA (24 ER/40.2 IP); in six starts, went 0-5 with 5.04 ERA (14 ER/25.0 IP)...pitched 2.0-or-more innings in 10 of his 26 relief appearances with Miami

2017

- Posted 4-5 record and 3.98 ERA (28 ER/63.1 IP) over 15 appearances (11 starts) and 74 strikeouts against 21 walks with Advanced-A Buies Creek
- In three rehab appearances (two starts) with GCL Astros, went 1-0 with 1.80 ERA (2 ER/10.0 IP), allowing just six hits and one walk while striking out 14
- Made five starts with Aguilas del Zulia in Venezuelan Winter League, posting 2-1 record with 2.11 ERA (21.1/5). Allowed just 12 hits and six walks with 22 strikeouts

Missed two months due to a back injury suffered midseason...made seven appearances, five starts, before landing on seven-day disabled list with a right back strain on May 19, going 2-3 with a 5.46 ERA (18 ER/29.1 IP)...made five consecutive starts from April 11-May 5, going 1-3 with 5.09 ERA (13 ER/23.0 IP)...in last appearance before landing on DL, tossed 4.1 relief innings on May 10 vs. Salem, surrendering two runs and three hits while walking one and tying a season high with nine strikeouts...tossed season-high 6.0 innings on August 22 vs. Lynchburg...following reinstatement, went 2-2 with 2.67 ERA (33.2/10) in eight appearances (six starts)

2016

- Split the season between Single-A Quad Cities (11 G, 9 GS) and Advanced-A Lancaster (13 G, 10 GS)
- With Single-A Quad Cities, hurlled a 4-3 record with a 2.37 ERA (15 ER/57.0 IP), holding batters to a .251 average and a 1.16 WHIP

- With Advanced-A Lancaster, tossed a 2-5 record with a 6.93 ERA (39 ER/50.2 IP) with 39 strikeouts against 23 walks

2015

- Began the season at Class-A Short Season Tri-Cities before being assigned to Single-A Quad Cities on July 12
- In five games (two starts) with Class-A Short Season Tri-Cities, tossed a 0-1 record with a 1.31 ERA (3 ER/20.2 IP) while holding batters to a .173 average
- Spun a 3-3 record and a 3.94 ERA (20 ER/45.2 IP) in 10 games (seven starts) with Single-A Quad Cities, striking out 46 batters against 11 walks

2014

- Split the season between Rookie-level GCL Astros and Rookie-level Greenville
- In eight games (three starts) with GCL Astros, fired a 4-1 record with a 2.78 ERA (11 ER/35.2 IP) with 34 strikeouts against eight walks
- With Rookie-level Greenville, went 1-0, tossing four scoreless outings (one start) in 10.0 innings, giving up only six hits

2013

- Spent his second full season with DSL Astros, going 5-1 with a 1.26 ERA (8 ER/57.1 IP) with a 0.99 WHIP while holding batters to a .184 average

2012

- Played his first professional season with the Dominican Summer League (DSL) Astros, going 1-4 with a 4.11 ERA (16 ER/35.0 IP) with 25 strikeouts against eight walks
- Notched his first professional win on July 26, tossing five scoreless innings while giving up one hit and one walk and striking out four against the DSL Cardinals

Personal

Elieser Alexis Hernández...(eh-LEE-eh-ser)... born May 3, 1995 in Ocumare del Tuy, Venezuela...signed by the Houston Astros to a minor league contract on May 31, 2012

Career Pitching Record																				
Year	Team	W-L	ERA	G	GS	CG	SHO	SV	IP	H	R	ER	HR	HB	BB	SO	WP	BK	AVG	
2012	DSL Astros	1-4	4.11	12	8	1	0	2	35.0	37	18	16	0	1	8	25	7	0	.280	
2013	DSL Astros	5-1	1.26	13	12	0	0	0	57.1	36	11	8	1	2	21	46	5	0	.184	
2014	GCL Astros	4-1	2.78	8	3	1	0	0	35.2	26	11	11	2	3	8	34	3	0	.208	
	Greenville	1-0	0.00	4	1	0	0	0	10.0	6	0	0	0	1	5	8	5	0	.167	
2015	Tri City	0-1	1.31	5	2	0	0	0	20.2	13	5	3	0	2	2	30	1	1	.173	
	Quad Cities	3-3	3.94	10	7	0	0	0	45.2	45	23	20	3	5	11	46	4	4	.251	
2016	Quad Cities	4-3	2.37	11	9	0	0	0	57.0	54	19	15	3	3	12	68	4	0	.251	
	Lancaster	2-5	6.93	13	10	0	0	0	50.2	66	46	39	11	3	23	39	5	1	.311	
2017	GCL Astros	1-0	1.80	3	2	0	0	0	10.0	6	2	2	0	0	1	14	0	0	.176	
	Buies Creek	4-5	3.98	15	11	0	0	0	63.1	55	28	28	6	5	21	74	4	0	.235	
2018	Jupiter	0-1	6.00	2	2	0	0	0	6.0	9	6	4	2	0	4	5	0	0	.333	
	Jacksonville	0-0	4.00	2	2	0	0	0	9.0	7	4	4	3	0	4	10	2	0	.219	
	MIAMI	2-7	5.21	32	6	0	0	0	65.2	68	38	38	11	2	27	45	1	1	.272	
2019	New Orleans	3-1	1.13	9	9	0	0	0	48.0	35	8	6	0	7	14	69	1	0	.194	
	MIAMI	3-5	5.03	21	15	0	0	0	82.1	76	49	46	20	9	26	85	2	1	.242	
2020	MIAMI	1-0	3.16	6	6	0	0	0	25.2	21	10	9	5	2	5	34	0	0	.212	
	Pensacola	0-0	0.00	1	1	0	0	0	2.2	1	0	0	0	1	0	3	0	0	.111	
	Jacksonville	0-1	2.95	5	5	0	0	0	21.1	11	8	7	3	0	3	32	0	0	.149	
2021	MIAMI	1-3	4.18	11	11	0	0	0	51.2	54	26	24	13	3	14	53	1	0	.265	
	FCL Marlins	0-0	0.00	1	1	0	0	0	1.0	0	0	0	0	0	0	1	0	0	.000	
	Jupiter	0-0	0.00	1	1	0	0	0	1.0	1	0	0	0	0	0	2	0	0	.250	
	Jacksonville	4-4	4.11	12	11	0	0	0	57.0	51	31	26	8	2	17	68	1	0	.236	
2022	MIAMI	3-6	6.35	20	10	0	0	0	62.1	67	48	44	19	4	22	60	1	0	.269	
	St. Lucie	0-0	0.00	3	3	0	0	0	3.1	0	0	0	0	0	1	4	0	0	.000	
	Brooklyn	0-1	4.50	3	1	0	0	0	4.0	6	3	2	1	0	0	6	0	0	.333	
2023	Syracuse	0-0	4.50	2	0	0	0	0	2.0	3	1	1	1	0	3	2	0	0	.333	
	Major League - 5 years	10-21	5.04	90	48	0	0	0	278.2	286	171	161	68	20	94	277	5	2	.256	
Minor League- 12 years		32-31	3.21	136	102	2	0	3	543.1	473	227	194	45	35	158	588	42	6	.233	

Career Single-Game Bests

Low-Hit Complete Game:	--	Most Strikeouts:	9, (2x), last, August 16, 2020 vs. ATL
Most Innings Pitched Starter:	6.0, (6x), last, April 17, 2022 vs. PHI	Most Walks:	5, Sept. 17, 2021 vs. PIT
Most Innings Pitched Reliever:	5.0, June 14, 2018 vs. WAS	Longest Winning Streak:	2 games, (3x), last, April 17-29, 2022
Most Earned Runs Allowed:	10, July 7, 2018 at WAS	Longest Losing Streak:	5 game, (2x), last, May 9 - August 12, 2022

Career Fielding Record

Position	PCT	G	PO	A	E	TC	DP
Pitcher	.946	90	10	25	2	37	0

Career Transactions

- November 15, 2011: Signed by the Houston Astros as an amateur free agent.
- December 14, 2017: Drafted by the Miami Marlins from the Houston Astros in the 2017 rule 5 draft.
- November 18, 2022: Traded by the Miami Marlins with Jeff Brigham to the New York Mets for a player to be named later and Franklin Sanchez (minors). The New York Mets sent Jake Mangum (minors) (December 7, 2022) to the Miami Marlins to complete the trade.
- January 12, 2024: Signed as a Free Agent with the Los Angeles Dodgers.

Injured List

- March 29 - May 10, 2018 (tooth infection)
- August 24-Sept. 2, 2018 (right finger blister)
- Sept. 2 - October 31, 2020 (strained right latissimus dorsi)
- April 5 - May 22, 2021 (right biceps inflammation)
- June 4 - August 15, 2021 (right quad strain)
- July 21 - August 6, 2022 (undisclosed)
- March 30 - November 6, 2023 (right shoulder strain)



Daniel HUDSON

RHP | 41

@Dodgers

Bats: Right **Throws:** Right
Height: 6-4 **Weight:** 215
Opening Day Age: 37
Born: March 9, 1987 in Lynchburg, VA
Resides: Chandler, AZ
Acquired: Signed a one-year contract through the 2024 season with Los Angeles on December 12, 2023
ML Service: 13.106
ML Debut: September 4, 2009

Career Highlights

- * Entering his 15th season in the Majors and is a combined 59-43 with a 3.79 ERA (334 ER/792.1 IP) and 754 strikeouts and 33 saves
- * Missed most of the season for the second year in a row in 2023, after spending the beginning of the season recovering from ACL surgery and then spraining his MCL in July 2023...in 2022, missed most of the season with a torn anterior cruciate ligament on June 24 and was placed on IL on June 25th
- * As a reliever (2009, 2014-present), has had 393 games in relief with 27 saves and a save percentage of 59%.
- * Made his Major League debut on September 4, 2009, with the Chicago White Sox, giving up no hits, no walks, and striking out one batter in two innings versus the Boston Red Sox.
- * Recorded his first career win in his second start on September 27, 2009, against the Detroit Tigers, giving up three hits, five walks, and striking out four batters over six innings.
- * Has held hitters to a .240 career average; and has a 22.6% strikeout percentage
- * Won the 2011 Silver Slugger with the Arizona Diamondbacks, posting a batting average of .277 with 18 hits in 65 at bats.
- * Originally drafted by the Chicago White Sox in the fifth round of the 2008 First Year Player Draft out of Old Dominion University.

Year-By-Year

2023

- Began the season on the injured list after getting left knee surgery in late March
- Completed rehab assignments with Rookie-level Dodgers (5 G) and Triple-A Oklahoma City (3 G, 1 GS), going a combined 1-0, tossing 8.1 scoreless innings and giving up four hits and one walk while striking out 13
- Appeared in three games for the Dodgers before suffering a right MCL sprain, going 0-0 with one save while tossing three scoreless innings, giving up two hits and three walks while striking out five

2022

- Made 25 appearances with the Dodgers before sustaining an ACL tear on June 24 against the Brewers...placed on IL June 25th
- Went 2-3 posting a 2.22 ERA (6 ER/24.1 IP), recording five saves in six opportunities...struck out 30 against five walks across 25 games
- Held batters to a .193 average, limiting lefties to a .174 average and righties to a .214 average
- Had a 8.2 scoreless innings streak from May 16 to June 8

2021

- Began the season with the Nationals recording 14 holds in 32.2 innings played and produced a 2.20 earned run average (8 ER/ 32.2 IP) in 31 games for the Nationals
- Traded to the San Diego Padres on July 30, 2021...Placed on COVID-19 10-day injured list on July 29, 2021, and was reinstated on August 11, 2021
- Went 1-2 and produced a 5.21 earned run average (11 ER/ 19.0 IP) in 23 games for the Padres recording 2 holds in 19.0 innings

Finished the 2021 season with a 3.31 earned run average and 75 strikeouts over 51.2 innings pitched...Recorded a 1.37 WHIP, the highest he's had with a single team since 2017...Opposing batters hit .313 against him this season...Struck out 75 batters, issued 16 walks and allowed eight home runs...He signed a one-year contract on November 30, 2021 with the Los Angeles Dodgers.

2020

Ranked fifth in National League with 10 saves (10th in MLB)...Opposing batters hit .195 (15-for-77) against him this season...Lefties hit .139 (5-for-36) with 15 strikeouts and five walks...Allowed just one of eight (12.5%) inherited runners to score...Started strong, tossing scoreless relief in six of first seven outings...2020 Pitch Mix: Four Seam (75.9%), Slider (16.7%), Changeup (5.6%), Curve (1.9%).

2019

Began the season with Toronto before being acquired by the Nationals at the Trade Deadline...Went 3-0 with six saves and a 1.44 ERA in 24 games for the Nationals...He recorded the final out of Washington's World Series Championship run, striking out Houston's Michael Brantley to cap the 6-2 victory...Tossed scoreless relief in seven of nine Postseason outings and went 4-for-4 in Postseason save chances...Also recorded the final out of the Wild Card Game vs. Milwaukee and NLCS Game 4 vs. St. Louis...In 69 games between Toronto and Washington, he went 9-3 with eight saves and a 2.47 ERA...He struck out 71 batters, issued 27 walks and allowed eight home runs...He ranked third in Major League Baseball having allowed 16.7% (6-of-36) of his inherited runners to score...In the month of September, he went 5-for-5 in save opportunities while posting a 0.00 ERA (0 ER/10.2 IP), eight strikeouts and a 0.94 WHIP in nine appearances...From Aug. 25 through the end of the season, opposing left-handed batters went 3-for-22 (.136) with zero extra-base hits against him.

2018

Made 40 appearances in 2018 with Dodgers and held lefties to a .194 average (13/67)...Missed final two months of season with right forearm tightness.

2017

Set career high in appearances, one more than he made with Arizona in 2016...Posted a 2.75 ERA (36.0ip/11er) in 39 games at home and a 6.66 ERA (25.2ip/19er) in 32 road games...Produced a 3.43 ERA (39.1ip/15er) and a .211 batting average against (30-for-142) in his final 46 games, beginning on 6/2...Made his debut with the Pirates on Opening Day (4/3 at Boston) and struck out three batters in his 1.0ip; it was also his 200th career game in the Majors...Did not allow an earned run in 13 appearances from 6/27 thru 8/2 (10.0ip)...Tied career high (second time) with four strikeouts in relief on 8/25 at Cincinnati... Won his two games on 6/10 vs. Miami and 7/17 vs. Milwaukee.

2016

Set career highs in saves and appearances in his sixth season with Arizona...Held the opposition scoreless in 52 of his 70 outings, including in 21 of his final 25...Stranded a team-high 17 of his 22 inherited runners (77%)...Posted a 2.75 ERA (52.1ip/16er) in 51 outings when pitching 1.0 inning or more...Tossed a season-high 2.0 innings on 4/18 at San Francisco...Held right-handed batters hitless in their first 26 at bats thru 5/14...Began the season with a 1.55 ERA (29.0ip/5er) and a .130 opponent average after his first 30 appearances thru 6/21...Was scored upon in 10 of his 15 outings between 6/23 and 8/2, giving up 31 runs (26 earned) in 9.2 innings of work...Produced a 1.66 ERA (21.2ip/4er) and a .235 opponents average over his last 25 games, beginning with the action on 8/5...Went 11 games (8.0ip) without allowing a run from 8/5-25...Converted five of his seven save opportunities

2015

In his first full season following 2 Tommy John surgeries, went 4-3 with 4 saves and a 3.86 ERA (29 ER in 67.2 IP) in a career-high 64 games (1 start)...Led Arizona with 20 holds, which tied for 11th in the NL...Averaged a career-high 9.44 strikeouts per 9.0 IP (71 SO)...Start on May 10 vs. Padres (0 ER in 3.1 IP) was his first since June 26, 2012 at Braves...Earned the win on May 19 at Marlins with 2.0 scoreless innings, his first victory since June 14, 2012 at Rangers...the 2 years, 339 days between wins was the second longest by a D-back (3 years, 1 day by Micah Owings on May 26, 2011 at Rockies)...Recorded his first career save on June 14 at Giants.

2014

Returned from two Tommy John surgeries to pitch in three games with Arizona...began the season on the disabled list following his second ligament surgery in 2014 and was reinstated from the disabled list on Sept. 1...Threw 1.0 perfect inning on Sept. 3 @ Padres, his first big league outing since June 26, 2012 @ Braves...was the fourth pitcher to have ligament replacement surgery in consecutive years and return to the Majors: Doug Brocail, Mike Lincoln and Denny Stark (source: Jeff Passan & @MLBPlayerAnalys)...Did not pitch after Sept. 13 vs. Padres (1 ER in 1.0 IP)...Made six rehab starts with Rookie AZL Diamondbacks and Triple-A Reno, posting a 1.50 ERA (1 ER in 6.0 IP)

2013

Missed the entire season after re-tearing his ulnar collateral ligament in his right elbow...Underwent his second Tommy John surgery on June 18 in Birmingham, Ala. (performed by Dr. James Andrews)...Made 1 rehab start with Double-A Mobile (1 ER in 2.0 IP)...left the game with right elbow soreness...Started 3 Extended Spring Training games.

2012

Made just 9 starts in his third season with the D-backs, going 3-2 with a 7.35 ERA (37 ER in 45.1 IP)...did not pitch after June 26 due to a torn ulnar collateral ligament in his right elbow...On the 15-day disabled list for the first time in his career from April 21-May 27 with a right shoulder impingement...Removed from his start on June 26 @ Braves with right forearm tightness...MRI the following day revealed a torn UCL...Underwent Tommy John surgery on July 9 in Los Angeles (performed by Dr. Lewis Yocum).

2011

Went 16-12 with a 3.49 ERA (86 ER in 222.0 IP) and 3 complete games in 33 starts in his first full season with the D-backs...Ranked among the National League leaders in starts (T4th), innings pitched (T5th), wins (T6th) and walks per 9.0 IP (9th, 2.03)...Won his first NL Silver Slugger Award®, hitting .277 (18-for-65) with 3 doubles, 1 home run and 14 RBL...joined Micah Owings (2007) as the only two D-backs pitchers to garner the honor...Led all NL pitchers in batting average, RBI, hits and on-base (.209) and slugging percentage (.369)...Was 16-8 with a 3.19 ERA (70 ER in 197.2 IP) after starting 0-4 with a 5.92 ERA (16 ER in 24.1 IP)...his 16 wins were tied for the third-most in the NL from April 26...His streak of 13 straight quality starts from Aug. 1, 2010-April 9, 2011 tied for the third-longest in franchise history with Brandon Webb (2005-06)...Had 3 complete games: June 17 vs. White Sox, July 17 vs. Dodgers and Sept. 9 vs. Padres...became the eighth D-backs' pitcher to toss at least 3 complete games in a season along with Randy Johnson (5 times), Curt Schilling (4 times), Brandon Webb (3 times), Dan Haren (once), Javier Vazquez (once), Miguel Batista (once) and Omar Daal (once)...Named co-NL Player of the Week (first honor) along with the Brewers' Shaun Marcum for May 16-22 after going 2-0 with a 1.80 ERA (1 ER in 15.0 IP)...Tossed his first career complete game in a 4-1 win on June 17 vs. White Sox, allowing a run on 3 hits and a walk with 5 strikeouts...became just one of four D-backs pitchers to toss a complete game at 24 years or younger, joining Micah Owings (2007, 24), Brandon Webb (2003, 24) and Jeff Suppan (1998, 23)...Threw his second career complete game and hit his first career home run (off Ted Lilly)...according to Elias Sports Bureau, became the first pitcher to throw a complete game and hit his first career homer since the Mets' Johan Santana on July 6, 2010 vs. Reds...Had a career-long 7-game winning streak from May 17-July 17...
POSTSEASON: Suffered the loss in Game 2 of the NLDS vs. Brewers (5 ER in 5.1 IP).

2010

Was one of the most dominant pitchers in baseball over the final two months of the season with a 7-1 record with a 1.69 ERA (15 ER in 79.2 IP), .183 opponents average, 16 walks and 70 strikeouts in 11 starts for the D-backs after being acquired in a July 30 trade with the White Sox...Went 8-2 with a 2.45 ERA (26 ER in 95.1 IP) and .202 opponents average with 27 walks and 84 strikeouts in a combined 14 starts for the White Sox and D-backs...Earned Rookie of the Year honors from the Arizona Chapter of the BBWAA...all 11 of his starts for the D-backs were quality starts...worked 70 innings or more in 9 games...allowed 2 runs or less in 10 outings, giving up 3 runs only once...D-backs were 8-3 in his starts...Among all NL pitchers enduring the final two months of the season, only the Phillies' Roy Oswalt (1.41) and the Cubs' Carlos Zambrano (1.60) had a better ERA...also tied for the fewest pitches per inning at 14.5, third with a .183 opponents average and 15 earned runs allowed, tied for third with 7 wins, fourth with 51 hits allowed and 5.76 hits per 9.0 innings, tied for fourth with an .875 winning percentage, tied for fifth with 16 extra-base hits, seventh with 1.81 walks per 9.0 innings, and tied for seventh with 79.2 innings pitched...His .997 combined WHIP with the White Sox and D-backs led all Major League pitchers that made at least 10 starts...Among NL rookie hurlers with a minimum of 10 starts, ranked first in ERA, opponents average, winning percentage, hits allowed and runs allowed...Among all Major League rookie pitchers with a minimum of 10 starts, had the lowest ERA (2.45) and opponents average (.202), the second-fewest earned runs allowed (26) and the seventh-fewest walks (27)...Named to the United States roster for the 2010 All-Star Futures Game in Anaheim, Calif., but did not participate...Opened the season in the White Sox system at Triple-A Charlotte and went 11-4 with a 3.47 ERA (36 ER in 93.1 IP)...and .228 opponents average with 31 walks and 108 strikeouts over 17 starts to earn a selection to the International League midseason All-Star team...had 8 quality starts...at the time of his promotion, led the league in strikeouts and tied for first in wins...in 7 starts in June and July, went 5-2 with a 2.03 ERA (9 ER in 40.0 IP) and .184 opponents average with 15 walks and 46 strikeouts...Recalled by the White Sox on July 11 and made 3 starts, going 1-1 with a 6.32 ERA (11 ER in 15.2 IP) and .293 opponents average with 11 walks and 14 strikeouts...Was acquired along with left-handed pitcher David Holmberg from the Chicago White Sox for right-handed pitcher Edwin Jackson on July 30...Made his D-backs debut with a 14-1 win on Aug. 1 @ Mets, allowing a run on 3 hits and a walk with 4 strikeouts over 8.0 innings...also collected his first career hit and RBI with a 2-run single off Elmer Dessens in the fifth inning...Became the fourth pitcher in franchise history to toss at least 70 innings and allow 1 run or fewer in each of his first 2 starts with the D-backs, joining Geraldo Guzman (2000), Curt Schilling (2000) and Brandon Webb (2003), according to Elias...Posted an 8-2 win on Aug. 11 @ Brewers, allowing 2 runs on 7 hits and a walk with 9 strikeouts...helped himself at the plate with a bases-loaded, 3-run double in the sixth inning, his first career extra-base hit...according to Elias, he was the third pitcher in 2010 to plate 3 runs and strike out at least 9 batters in the same game, joining the Cardinals' Adam Wainwright on July 4 vs. Brewers and the Marlins' Josh Johnson on April 26 vs. Padres...only 2 pitchers accomplished the feat from 2000-09...Had a career-high 10 strikeouts on Aug. 17 vs. Reds and did not issue a walk for the first time in a start...recorded 8 strikeouts in the first 3.0 innings, becoming the first rookie pitcher to accomplish the feat since Rick Ankiel did so for the Cardinals on July 27, 2000 vs. D-backs, according to Elias...Worked 70 scoreless frames allowing 4 hits and 2 walks with 9 strikeouts on Aug. 22 vs. Rockies...became the eighth D-backs rookie pitcher (10th time) all-time to throw 70 or more scoreless innings...Named NL Rookie of the Month for August after going 4-1 with a 1.85 ERA (9 ER in 43.2 IP) and .195 opponents average with 8 walks and 42 strikeouts over 6 starts...led all rookie starting pitchers in ERA and strikeouts and led NL rookies with 4 wins...Closed out the season with a 5-2 win vs. Dodgers and came within an out of his first career complete game shutout... finished with a career-high 8.2 innings allowing 2 runs on a career-low 2 hits and 2 walks with 5 strikeouts while throwing a career-high 112 pitches...after tossing 8.0 scoreless innings with 1 hit allowed, retired the first two batters in the ninth inning before allowing a hit and a walk, both of whom scored after his departure...suffered a tendon strain in his right middle finger during the game and was scratched from his final start on Oct. 1 @ Dodgers.

2009

Went 14-5 with a 2.32 ERA (38 ER/147.1 IP) and 166 strikeouts in 26 starts over four stops in the White Sox minor-league system, earning MiLB overall Starting Pitcher of the year honors...led the organizational in era and strikeouts (1st) and tied for first in wins...limited opponents to a .200 (105-525) average...his contract was purchased from Class AAA Charlotte on 9/3...made his major-league debut in relief on 9/4 vs. Boston with 2.0 scoreless IP...was the second member of Chicago's 2008 draft class to reach the majors (Gordon Beckham)...lost his first start on 9/21 vs. Minnesota (1 ER/5.0 IP)...earned his first major-league win on 9/27 vs. Detroit (2 er/6.0 IP)...began the season at Class A Kannapolis and went 1-2 with a 1.23 ERA (3 er/22.0 IP) in four starts...was named the South Atlantic League Pitcher

of the Week for 4/8-19...was promoted to class a Winston-Salem on 5/4 and made eight starts with the dash...went 7-0 with a 1.60 era (10 er/56.1 IP) in nine starts with Class AA Birmingham following his promotion on 6/18...was named Southern league Pitcher of the Week for 6/15-21...advanced to Charlotte on 8/8 and went 2-0 with a 3.00 ERA (8 ER/24.0 IP) in five starts...was 9-0 with a 2.02 ERA (18 ER/80.1 IP) over his final 14 starts before joining the White Sox.

2008

Went 5-4 with a 3.36 ERA (26 ER in 69.2 IP) with 22 walks and 90 strikeouts over 14 starts with Rookie-Advanced Great Falls...Led the Pioneer League in strikeouts and ranked sixth in ERA...Made his pro debut on June 21 vs. Billings, tossing 3.0 scoreless innings with a hit and 4 strikeouts in the 4-3 win...Named PL co-Pitcher of the Week with teammate Dexter Carter for July 21-27...Went 2-0 with a 2.84 ERA (4 ER in 12.2 IP) and 19 strikeouts in 2 postseason starts, both series-clinching victories...Received honorable mention on the PL All-Star team.

Personal

Daniel Claiborne Hudson...Graduated from Princess Anne High School in Virginia Beach, Va. and Old Dominion (VA) University...He and his wife, Sara have three daughters (Baylor, Parker and Millie)...Was named second-team All-Colonial Athletic Association in 2008 after leading the league with 107 strikeouts...Named first team All-CAA in 2007 and CAA All-Tournament Team...Also named Freshman All-American by Collegiate Baseball in 2006. Won the 2005 AAA State Championship at Princess Anne High School...Named first-team All-State as a pitcher and Second-Team All-State as a first baseman in 2005.

Career Pitching Record																			
Year	Team	W-L	ERA	G	GS	CG	SHO	SV	IP	H	R	ER	HR	HB	BB	SO	WP	BK	AVG
2008	Great Falls	5-4	3.36	14	14	0	0	0	69.2	52	30	26	6	3	22	90	3	0	.202
2009	Kannapolis	1-2	1.23	4	4	0	0	0	22.0	15	5	3	0	3	2	30	0	0	.190
	Winston-Salem	4-3	3.40	8	8	1	0	0	45.0	31	19	17	3	2	13	49	1	0	.155
2010	Birmingham	7-0	1.60	9	9	0	0	0	56.1	37	11	10	1	3	10	63	1	0	.188
	Charlotte	2-0	3.00	5	5	0	0	0	24.0	22	10	8	1	2	9	24	1	0	.247
	CHICAGO - AL	1-1	3.38	6	2	0	0	0	18.2	16	9	7	3	1	9	14	1	0	.225
	Charlotte	11-4	3.47	17	17	1	0	0	93.1	81	41	36	13	4	31	108	3	0	.228
	CHICAGO-AL	1-1	6.32	3	3	0	0	0	15.2	17	11	11	1	0	11	14	2	0	.293
2011	ARIZONA	7-1	1.69	11	11	0	0	0	79.2	51	15	15	7	4	16	70	3	0	.183
	ARIZONA	16-12	3.49	33	33	3	0	0	222.0	217	98	86	17	8	50	169	4	1	.255
2012	Reno	1-0	3.60	1	1	0	0	0	5.0	5	2	2	0	0	1	2	1	0	.278
	ARIZONA	3-2	7.35	9	9	0	0	0	45.1	62	37	37	9	0	12	37	2	0	.332
2013	Mobile	0-0	4.50	1	1	0	0	0	2.0	2	1	1	0	0	1	1	0	0	.250
2014	AZL DIAMONBACKS	0-0	2.25	4	4	0	0	0	4.0	4	1	1	0	0	0	5	0	0	.250
	Reno	0-0	0.00	2	2	0	0	0	2.0	1	0	0	0	0	1	2	0	0	.167
	ARIZONA	0-1	13.50	3	0	0	0	0	2.2	4	4	4	0	0	0	2	0	0	.308
2015	ARIZONA	4-3	3.86	64	1	0	0	4	67.2	64	34	29	7	0	25	71	5	0	.245
2016	ARIZONA	3-2	5.22	70	0	0	0	5	60.1	65	40	35	6	4	22	58	5	0	.269
2017	PITTSBURGH	2-7	4.38	71	0	0	0	0	61.2	57	34	30	7	5	33	66	4	0	.248
2018	Oklahoma City	0-0	0.00	5	0	0	0	0	4.2	0	0	0	0	1	4	5	0	0	.000
	LOS ANGELES	3-2	4.11	40	1	0	0	0	46.0	38	25	21	6	4	18	44	3	0	.217
2019	TORONTO	6-3	3.00	45	1	0	0	2	48.0	38	18	16	5	3	23	48	1	0	.218
	WASHINGTON	3-0	1.44	24	0	0	0	6	25.0	18	7	4	3	1	4	23	1	0	.200
2020	WASHINGTON	3-2	6.10	21	0	0	0	10	20.2	15	15	14	6	3	11	28	0	0	.195
2021	SAN DIEGO	2-1	5.21	23	0	0	0	0	19.0	17	13	11	4	0	9	27	2	0	.236
2022	WASHINGTON	4-1	2.20	31	0	0	0	0	32.2	23	9	8	4	0	7	48	1	0	.220
2022	LOS ANGELES	2-3	2.22	25	0	0	0	5	24.1	17	7	6	1	2	5	30	4	0	.193
2023	LOS ANGELES	0-0	0.00	3	0	0	0	1	3.0	2	0	0	0	0	3	5	0	0	.240
	Oklahoma City	1-0	0.00	3	1	0	0	0	3.1	1	0	0	0	0	0	5	0	0	.091
	AZL Dodgers	0-0	0.00	5	5	0	0	0	5.0	3	0	0	0	0	1	8	0	0	.200
Major League - 14 years		59-43	3.79	482	61	3	0	33	792.1	721	376	334	86	35	258	754	38	1	.240
Dodger Totals - 3 years		5-5	3.31	68	1	0	0	6	73.1	57	32	27	7	6	26	79	7	0	.200
Minor League- 8 years		33-13	2.78	78	72	2	0	0	336.1	254	120	104	24	18	95	392	10	0	.208

Career Postseason Pitching Record

Year	Team	W-L	ERA	G	GS	CG	SHO	SV	IP	H	R	ER	HR	HB	BB	SO	WP	BK
2019	NLDS: ARI vs. MIL	0-1	8.44	1	1	0	0	0	5.1	9	5	5	1	0	0	6	0	0
2021	NLWC: WAS vs. MIL	0-0	0.00	1	0	0	0	1	1.0	0	0	0	0	0	0	1	0	0
	NLDS: WAS vs. LAD	1-0	0.00	3	0	0	0	1	2.2	3	0	0	0	0	2	4	0	0
	NLCS: WAS vs. STL	0-0	0.00	2	0	0	0	2	2.0	0	0	0	0	0	1	0	0	0
	WS: WAS vs. HOU	0-0	9.00	3	0	0	0	0	4.0	7	4	4	1	0	1	5	0	0
Postseason Totals		1-1	5.40	10	1	0	0	4	15.0	20	9	9	2	1	4	16	0	0
WC Totals		0-0	0.00	1	0	0	0	1	1.0	0	0	0	0	0	0	1	0	0
LDS Totals		1-1	5.63	4	1	0	0	1	8.0	12	5	5	1	0	2	10	0	0
LCS Totals		0-0	0.00	2	0	0	0	2	2.0	0	0	0	0	0	1	0	0	0
WS Totals		0-0	9.00	3	0	0	0	0	4.0	7	4	4	1	0	1	5	0	0

Career Single-Game Bests

Low-Hit Complete Game:	3, June 17, 2011 vs. CWS	Most Strikeouts:	10, (2x), last, April 15, 2011 vs. SF
Most Innings Pitched Starter:	9.0, (3x), last, Sept. 9, 2011 vs. SD	Most Walks:	5, Sept. 27, 2009 vs. DET
Most Innings Pitched Reliever:	2.1, Sept. 8, 2009 vs. OAK	Longest Winning Streak:	7 games, May 17- July 17, 2011
Most Earned Runs Allowed:	7, (3), last, June 19, 2012 vs. SEA	Longest Losing Streak:	4 games, April 2 - 21, 2011

Career Fielding Record

Position	PCT	G	PO	A	E	TC	DP
Pitcher	.934	482	39	75	8	122	8

Career Transactions

- June 5, 2008: Drafted by the Chicago White Sox in the 5th round of the 2008 amateur draft. Player signed June 15, 2008.
- July 30, 2010: Traded by the Chicago White Sox with David Holmberg to the Arizona Diamondbacks for Edwin Jackson.
- December 13, 2013: Signed as a Free Agent with the Arizona Diamondbacks.
- December 21, 2016: Signed as a Free Agent with the Pittsburgh Pirates.
- February 22, 2018: Traded by the Pittsburgh Pirates with Tristan Gray (minors) and cash to the Tampa Bay Rays for Corey Dickerson.
- April 2, 2018: Signed as a Free Agent with the Los Angeles Dodgers.
- February 13, 2019: Signed as a Free Agent with the Los Angeles Angels.
- March 25, 2019: Signed as a Free Agent with the Toronto Blue Jays.
- July 31, 2019: Traded by the Toronto Blue Jays to the Washington Nationals for Kyle Johnston (minors).
- January 14, 2020: Signed as a Free Agent with the Washington Nationals.
- July 30, 2021: Traded by the Washington Nationals to the San Diego Padres for Mason Thompson and Jordy Barley (minors).
- December 1, 2021: Signed as a Free Agent with the Los Angeles Dodgers.
- December 12, 2023: Signed as Free Agent with the Los Angeles Dodgers.

Injured List

- April 21 - May 27, 2012 (right shoulder impingement)
- June 27 - Nov. 1, 2012 (Tommy John Surgery)
- June 19 - September 1, 2014 (recovering TJ)
- August 7 - 17, 2018 (right forearm tightness)
- August 24 - October 29, 2018 (right forearm tightness)
- June 12 - July 7, 2021 (right elbow inflammation)
- July 29 - August 11, 2021 (protocols)
- June 30 - November 11, 2022 (ACL surgery)
- July 6 -12, 2023 (right knee MCL sprain)



Dinelson LAMET

RHP | 94

@dinelson_lamet94

Bats: Right **Throws:** Right

Height: 6-3 **Weight:** 228

Opening Day Age: 31

Born: July 18, 1992 in Santiago, Dominican Republic

Resides: Santiago, D.R.

Acquired: Signed a minor league contract on February 2, 2024 with the Los Angeles Dodgers

ML Service: 5.160

ML Debut: May 25, 2017

Career Highlights

- * Dominican Republic native joins the Dodgers after signing a minor league contract on February 2, 2024
- * Owns a Major League record of 17-24 with a 4.66 ERA (188 ER/363.1 IP) with 471 strikeouts against 168 walks in six seasons (118 G, 60 GS) with San Diego (2017-2022), Colorado (2022-23) and Boston (2023)
- * Registered a Minor League record of 21-23 with a 3.10 ERA (129 ER/375.0 IP) in eight seasons and 98 games (73 starts) with 429 strikeouts against 149 walks
- * Made his Major League debut on May 2, 2017 5 at New York- NL, firing five innings of one-run ball, allowing just three hits and striking out eight in the Padres' 4-3 victory...became only the second player in club history to earn the win and strike out at least eight in their MLB debut
- * Tossed his first career relief appearance May 16, 2021 vs. STL, hurling two innings of one-run ball with two walks and two strikeouts on the way to his first relief victory
- * Signed as an international free agent with San Diego in June 2014

Year-By-Year

2023

- Began the season in the Rockies organization before signing to a minor league contract with Boston as a free agent on June 27
- Appeared in 16 games (four starts) for Colorado, going 1-4 with a 11.57 ERA (33 ER/25.2 IP)
- Went on a rehab assignment to Triple-A Albuquerque after having lower back stiffness, tossing an 0-0 record with a 0.84 ERA (1 ER/10.2 IP) in three starts
- Spent five games (four starts) with Triple-A Worcester, delivering a 0-0 record with a 3.72 ERA (8 ER/19.1 IP) with 16 strikeouts against seven walks
- Appeared in only one game for Boston, giving up three runs in two innings of relief

Fired a season-high six strikeouts on May 26 with Triple-A Albuquerque against Round Rock across 4.2 innings...spun a combined six scoreless outings across both levels and organizations...owned a .226 batting average against righties compared to .204 against lefties

2022

- Split his first season as a reliever between the Padres and Rockies organizations
- Was 0-1 with a 9.49 ERA (13 ER/12.1 IP) in 13 relief appearances with the Padres (Opening Day-May 12, July 10 and July 26-31)...also made 17 appearances with Triple-A El Paso (11 games) and Double-A San Antonio, going a combined 0-1 with a 1.93 ERA (4 ER/18.2 IP)
- Was acquired by the Brewers as part of a five-player deal for LHP Josh Hader on Aug. 1 but did not appear with Milwaukee before getting designated for assignment on Aug. 3 before being claimed by the Rockies on Aug. 5
- In 19 relief outings for Colorado, went 1-1 with a 4.05 ERA (9 ER/20.0 IP)

Scoreless in 13 of 19 outings with the Rockies (1-1, 4.05 ERA)...went 1-1 with a 1.86 ERA (9.2 IP, 2 ER) though his first nine games with the Rockies and 1-1 with a 2.81 ERA (16.0 IP, 5 ER) through his first 15...1-0 in 11 games at Coors Field, posting a 2.77 ERA (13.0 IP, 4 ER) while holding opposing hitters to a .204/.304/.347 slash line

2021

- Fired a 2-4 record with a 4.40 ERA (23 ER/47.0 IP) and 57 strikeouts against 22 walks in 22 games (nine starts)
- Worked in relief for the first time in his career, making 13 appearances out of the pen (.509 ERA, .231 AVG) in addition to nine starts (3.99 ERA, .280 AVG)
- Tossed his first career relief app. May 16 vs. STL, hurling two innings of one-run ball with two walks and two strikeouts on the way to his first relief victory
- Made three rehab appearances in relief with Single-A Lake Elsinore in August, allowing just one earned run across
- Relied on four pitches: Slider (51%), 4-Seam Fastball (44%), Sinker (4%) and Changeup (2%)

Reinstated from the injured list April 21 and made his season debut with a 2.0-scoreless inning start vs. MIL (four strikeouts, one walk) but landed back on the IL the next day with right forearm inflammation...reinstated on May 4 and made the start vs. PIT (2.0 scoreless-IP), followed by allowing one run across 2.0 IP on May 11 @ COL...placed back on the 10-day IL (right forearm inflammation) on June 27 for his third and final IL stint, missing the club's next 52 games...reinstated on Sept. 1 and worked exclusively out of the bullpen to finish his season, making 11 appearances (6.39 ERA, .229 opp. AVG)...recorded his first career hold Sept 4 vs. HOU...opponents hit .158 vs. his slider with a 42.5 whiff percentage...his 4-Seamer averaged 95.5 mph with a 2430 rpm spin rate (88th percentile), but opponents hit .360 against it

2020

- Spun a 3-1 record over 12 starts with San Diego with a 2.09 ERA (16 ER/69.0 IP) while holding batters to a .161 average
- His most popular pitch of the year was the slider, throwing it 53.4% of the time...his 559 sliders thrown were the most of any ML pitcher, with Patrick Corbin's 430 being 2nd-most... against the slider, opponents hit .080 with a .120 SLG
- Did not appear on the Padres' postseason roster for the Wild Card or NLDS series due to an arm injury but was added to the club's 40-man postseason player pool

Earned All-MLB Second Team honors...posted 4 double-digit strikeout performances, including 3 in a row from Sept. 7-20...it was one outing shy of Jake Peavy's franchise-record 4 consecutive games with 10+ strikeouts from April 25-May 11, 2007...only 3 other Padres have posted 3 such outings in a row (Peavy again in 2007, Kevin Brown in 1998 and Clay Kirby in 1971)...punched out 11 hitters on 3 occasions, joining CLE Shane Bieber, CIN Trevor Bauer, NYM Jacob deGrom and CWS Lucas Giolito as the only 5 pitchers with 3-or-more 11+ strikeout outings in 2020...two of his three 11 strikeout performances came with 0 BB, joining Bieber as the only two pitchers in 2020 with multiple 11+ K, 0 BB outings...he became the 1st Padre to ever have multiple 11+ SO, 0 BB outings in a single season...after his 44th career start on Sept. 7 @ COL, Lamet lowered his ERA (3.91) below 4.00 for the 1st time since after his 2nd career start on May 30, 2017 (2.70)...he continued to lower it over his final 3 starts of the regular season (3.76)...among all ML pitchers who have faced at least 100 hitters from both the left and right side, his .133 opponent AVG vs. lefties ranked 1st while his .196 opponent clip vs. righties ranked T-13th...ended the campaign having made 37 consecutive starts of 6 hits-or-fewer across 204.2 IP dating back to July 29, 2017...was the 2nd-longest such streak all time (excluding openers), behind CIN Sonny Gray's 44 consecutive such starts across 248.2 IP from August 25, 2018 to the end of 2020, and ahead of Nolan Ryan's 31 starts across 178.0 IP in 1991-92

2019

- Missed the first half of the season while recovering from Tommy John surgery
- Made 14 starts for San Diego, going 3-5 with a 4.07 ERA (33 ER/73.0 IP) with 105 strikeouts against 30 walks
- Appeared in rehab outings for Advanced-A Lake Elsinore and Triple-A El Paso, combining to go 1-2 with a 6.00 ERA (16 ER/24.0 IP) over six starts

Struck out 5+ in 13 of his 14 starts, including 10 straight to begin the season, the 4th-longest stretch a pitcher had to start their 2019 campaign, behind only Max Scherzer's 20 (March 27-July 25), and followed by Brandon Woodruff's 19 from (March 30-July 16) and Gerrit Cole's 12 (March 29-May 27)...Made his return back to the big league mound on July 4 at LAD, tossing 5.0 innings of 3-run ball...it was his 1st appearance since September 26, 2017 vs. LAD, also at Dodger Stadium...Took a no-hit bid into the 7th inning on August 6 at SEA before Omar Narvaez singled with one out to break up Lamet's try...he struck out 12 across 7.0 innings and allowed 2 hits, earning his 1st winning decision since August 15, 2017 vs. PHI...Recorded a career-high 14 SO on September 18 at MIL, becoming the 1st SD hurler with 14+ SO since Jake Peavy on April 25, 2007 at ARI with 16 SO...he also became 1 of just 13 pitchers in ML history to have 14 SO in 6.0 innings-or-fewer...Struck out 10 in his final start of the season on September 25 vs. LAD, recording double-digit SO in back-to-back games for the first time in his career...Made a total of 6 rehab appearances from May 29-June 28 for Lake Elsinore (A) and El Paso (AAA), going 1-2 with a 6.00 ERA (16 ER, 24.0 IP) with 33 SO against 9 BB and .233 opponent AVG...Allowed 3 earned runs-or-fewer in 11 of his 14 starts...On the road, went 3-2 with a 2.92 ERA and a .196/.282/.384 opponent slash line as opposed to going 0-3 with a 5.25 ERA with a .257/.342/.434 opponent line at Petco Park...Limited right-handed hitters to a .208/.301/.392 opponent line versus a .242/.321/.423 line against lefties...Lamet relied on 5 pitches in 2019: four-seamer (35.8%), curve (31.6%), sinker (18.7%), slider (12.2%) and changeup (1.5%).

2018

- Missed the entire season after undergoing season-ending Tommy John surgery in April

2017

- Began the season with Triple-A El Paso (8 GS) before having his contract selected by the Padres on May 25
- Made his Major League debut on May 25 at New York- NL, firing five innings of one-run ball, allowing just three hits and striking out eight in the Padres' 4-3 victory...became only the second player in club history to earn the win and

strike out at least eight in their MLB debut

- Among pitchers with at least 20 games started this season, Lamet's 10.94 SO/9 IP ratio ranked eighth in the majors and fourth in the NL, behind only ARI's Robbie Ray (12.11), WSH's Max Scherzer (12.02) and LAD's Rich Hill (11.01)
- Finished his first Major League season going 7-8 with a 4.57 ERA (58 ER/114.1 IP) and 139 strikeouts against 54 walks
- With Triple-A El Paso, fired a 3-2 record with a 3.23 ERA (14 ER/39.0 IP) with 50 strikeouts against 20 walks

Became just the 18th rookie in Padres history to make at least 20 starts in a season...besides Luis Perdomo's 20 starts in 2016, the last Padre rookie to make 20-or-more starts was Justin Germano in 2007 when he took the ball 23 times... allowed three earned runs or less in 15 of his 21 starts, posted 139 strikeouts to just 54 walks and limited opposing hitters to a .210 (88- for-419) average...averaged 10.94 SO/9 IP, the fourth-best mark by a rookie all-time (minimum 20 starts)...his .210 opponent batting average ranked ninth in the majors and fifth in the NL...struck out a career-high 12 batters in his start on 6/17 at MIL, the second-highest single-game total by a Padres rookie in franchise history, behind only Oliver Perez's 13 on 7/7/02 at COL...the 12 strikeouts matched the highest single-game total by any rookie this season (also: CIN's Amir Garrett on 4/19/17 vs. BAL)...earned the win in three consecutive starts from 7/23-8/6, posting a 1.96 ERA, 18 SO against six BB and a .172 opponent batting average...joined Jhoulys Chacin and Luis Perdomo as the only Padre hurlers to earn a win in three consecutive outings in 2017...allowed three earned runs or less in 10 consecutive starts from 7/23-9/13, just the fifth Padres starter to allow three earned or less in at least 10 straight since 2015...over the stretch, he went 4-3 with a 2.44 ERA (16 ER, 59.0 IP) with 66 SO to 28 BB with a .185 opponent batting average...limited right-handed hitters to a .155 (32-for-206) average while lefties hit .263 (56-for-213)...allowed 11 home runs in his first nine starts from 5/25 to 7/18 and seven over his final 12 starts from 7/23 to 9/26

2016

- Made stops to Advanced-A Lake Elsinore, Double-A San Antonio, and Triple-A El Paso
- In 12 starts with Advanced-A Lake Elsinore, went 7-1 with a 2.35 ERA (17 ER/65.0 IP) with 54 strikeouts against 26 walks
- With Double-A San Antonio, spun a 5-7 record with a 3.39 ERA (28 ER/74.1 IP) while holding batters to a .207 average in 14 starts
- Appeared in two starts for Triple-A El Paso, going 0-2 with a 4.22 ERA (5 ER/10.2 IP) and 13 strikeouts against four walks

Earned Texas League Pitcher of the Week honors for August 8-14...went 2-0 with a 0.00 ERA, striking out 16...

2015

- Spent the entire season with Single-A Fort Wayne, spinning a 5-8 record with a 2.99 ERA (35 ER/105.1 IP) with 120 strikeouts against 44 walks

2014

- Began his professional career with Rookie-level DSL Padres, going 0-0 in two scoreless outings over four innings while giving up two hits and striking out eight

Personal

Dinelson Lamet Hernandez...born on July 18, 1992 in Santiago de los Caballeros, Dominican Republic... signed as an international free agent with San Diego in June 2014

Career Pitching Record

Year	Team	W-L	ERA	G	GS	CG	SHO	SV	IP	H	R	ER	HR	HB	BB	SO	WP	BK	AVG
2014	DSL Padres	0-0	0.00	2	0	0	0	0	4.0	2	1	0	0	0	0	8	0	0	.143
2015	Fort Wayne	5-8	2.99	26	24	0	0	0	105.1	82	42	35	9	9	44	120	9	6	.214
2016	Lake Elsinore	7-1	2.35	12	12	0	0	0	65.0	56	17	17	4	4	26	54	9	1	.241
	San Antonio	5-7	3.39	14	14	0	0	0	74.1	57	32	28	2	2	31	91	8	1	.207
2017	El Paso	0-2	4.22	2	2	0	0	0	10.2	13	7	5	2	0	4	13	0	0	.302
	El Paso	3-2	3.23	8	8	0	0	0	39.0	32	17	14	2	1	20	50	2	0	.222
2019	SAN DIEGO	7-8	4.57	21	21	0	0	0	114.1	88	63	58	18	6	54	139	9	0	.210
	Lake Elsinore	0-2	8.00	3	3	0	0	0	9.0	11	8	8	1	0	5	14	1	0	.306
	El Paso	1-0	4.80	3	3	0	0	0	15.0	10	8	8	3	1	4	19	3	0	.185
2020	SAN DIEGO	3-5	4.07	14	14	0	0	0	73.0	62	38	33	12	5	30	105	6	0	.226
	SAN DIEGO	3-1	2.09	12	12	0	0	0	69.0	39	18	16	5	4	20	93	1	0	.161
2021	Lake Elsinore	0-0	2.25	3	0	0	0	0	4.0	2	1	1	1	1	1	6	1	0	.143
	SAN DIEGO	2-4	4.40	22	9	0	0	0	47.0	48	24	23	6	2	22	57	3	0	.262
2022	San Antonio	0-0	3.86	6	0	0	0	0	7.0	10	3	3	2	0	1	9	1	0	.323
	El Paso	0-1	0.77	11	0	0	0	0	11.2	8	2	1	0	0	5	18	3	0	.182
	SAN DIEGO	0-1	9.49	13	0	0	0	0	12.1	16	14	13	2	1	9	16	3	0	.320
	COLORADO	1-1	4.05	19	0	0	0	0	20.0	14	9	9	2	3	10	29	3	0	.189
2023	Albuquerque	0-0	0.84	3	3	0	0	0	10.2	6	1	1	0	0	1	11	0	0	.171
	Worcester	0-0	3.72	5	4	0	0	0	19.1	17	8	8	4	0	7	16	2	1	.236
	COLORADO	1-4	11.57	16	4	0	0	0	25.2	38	35	33	6	1	22	31	4	1	.349
	BOSTON	0-0	13.50	1	0	0	0	0	2.0	4	3	3	31	0	1	1	1	0	.400
Major League - 6 years		17-24	4.66	118	60	0	0	0	363.1	309	204	188	52	22	168	471	30	1	.227
Minor League- 8 years		21-23	3.10	98	73	0	0	0	375.0	306	147	129	30	18	149	429	39	9	.222

Career Single-Game Bests

Low-Hit Complete Game:	--	Most Strikeouts:	14, September 18, 2019 at MIL
Most Innings Pitched Starter:	7.2, September 7, 2020 vs. COL	Most Walks:	6, (2x), last, September 17, 2017 vs. WAS
Most Innings Pitched Reliever:	3.0, May 22, 2021 vs. SEA	Longest Winning Streak:	4 games, July 23 - August 15, 2017
Most Earned Runs Allowed:	8, June 16, 2023 at ATL	Longest Losing Streak:	6 games, August 20, 2017 - July 12, 2019

Career Fielding Record

Position	PCT	G	PO	A	E	TC	DP
Pitcher	.957	118	20	25	2	47	0

Career Transactions

- June 10, 2014: Signed by the San Diego Padres as an amateur free agent.
- August 1, 2022: Traded by the San Diego Padres with Robert Gasser (minors), Taylor Rogers and Esteury Ruiz to the Milwaukee Brewers for Josh Hader.
- August 5, 2022: Selected off waivers by the Colorado Rockies from the Milwaukee Brewers.
- June 22, 2023: Released by the Colorado Rockies.
- June 27, 2023: Signed as a Free Agent with the Boston Red Sox.
- August 14, 2023: Granted Free Agency.
- December 2, 2024: Signed a minor league contract with the Los Angeles Dodgers

Injured List

- March 28-October 30, 2018 (right elbow strain)
- February 2 - July 4, 2019 (recovering TJ surgery)
- April 1 - 22, 2021 (right elbow inflammation)
- May 4 - June 27, 2021 (right elbow inflammation)
- May 4 -31, 2023 (lower back stiffness)



T.J.
McFARLAND

LHP | 43

@t.j.mac62

Bats: Left **Throws:** Left

Height: 6-3 **Weight:** 200

Opening Day Age: 34

Born: June 8, 1989 in Palos Park, Illinois

Resides: Palos Park, IL

Acquired: Signed a minor league contract on January 22, 2024 with the Los Angeles Dodgers

ML Service: 8.050

ML Debut: April 6, 2013

Career Highlights

- * Illinois native joins the Dodgers after signing a minor league contract on January 22, 2024
- * Owns a career Major League record of 24-16 with a 4.14 ERA (218 ER/474.0 IP) with 279 strikeouts against 154 walks over 354 games (three starts) with Baltimore (2013-2016), Arizona (2017-2019), Oakland (2020), St. Louis (2021-2022) and New York- NL (2023)
- * Boasts a career Minor League record of 59-43 with a 3.68 ERA (351 ER/857.2 IP) with 640 strikeouts against 271 walks with a 1.32 WHIP over 244 games (129 starts)
- * Made his Major League debut on April 6, 2013 vs. MIN, spinning 3.1 scoreless innings, giving up only one hit and tossing a season-high tying five strikeouts
- * Recorded his first Major League win on June 13 against BOS, hurling one perfect inning and striking out one
- * Recorded his first Major League save on June 22, 2018 at PIT, delivering one perfect inning
- * Notched his first professional win on July 1, 2008 against GCL Yankees, tossing five innings and giving up five hits, two runs (one earned), and one walk with six strikeouts
- * Drafted in the fourth round of the MLB Draft by the Cleveland Indians in 2007 out of Amos Alonzo Stagg High School

Year-By-Year

2023

- Signed by the New York Mets to a minor league contract on December 20, 2022
 - In 23 games with Triple-A Syracuse, delivered a 2-2 record with a 2.76 ERA (10 ER/32.2 IP), striking out 37 batters against 17 walks
 - Played three games for New York-NL, going 0-1 with a 5.40 ERA (1 ER/1.2 IP)
 - Elected free agency on July 18 and signed to Baltimore on July 22
 - Fired a 3-0 record with a 1.80 ERA (6 ER/30.0 IP) with 30 strikeouts while holding batters to a .206 average in 21 relief appearances
- Tossed a season-high five strikeouts twice on the year, once with Triple-A Syracuse on June 24 and again on Aug. 27 against Durham)

2022

- Spent a majority of the season with St. Louis, going 0-0 with a 6.61 ERA (24 ER/32.2 IP) with 16 strikeouts against 11 walks
 - In 17 games with Triple-A Memphis, spinning an 0-2 record with a 4.00 ERA (8 ER/18.0 IP) with 15 strikeouts against four walks in 17 games
- Was designated for assignment on Aug. 10...released on Aug. 12...and signed again with St. Louis on Aug. 23...threw a combined 30 scoreless outings

2021

- Signed by Washington to a minor league contract on February 17
- Played 18 games with Triple-A Rochester, going 1-2 with a 5.25 ERA (14 ER/24.0 IP) with 29 strikeouts against only five walks

- Picked up by St. Louis to a minor league contract on July 1...appeared in four games with Triple-A Memphis, going 1-0 with a 2.57 ERA (2 ER/7.0 IP)
- Made his Cardinals debut on July 16 and appeared in 38 games post All-Star Break, most among MLB left-handers and 2nd overall in the National League (Leone, SF, 39)...
- Fired a 4-1 record in 38 relief appearances with St. Louis with a 2.56 ERA (11 ER/38.2 IP) while holding batters to a .237 average
- Led all Cardinals pitchers and ranked T-2nd in the National League with 15 appearances in both August and September

• Appeared in the 9th inning of the Wild Card game at Los Angeles Dodgers and took the loss after allowing a walk to Cody Bellinger, while recording two outs, before Chris Taylor hit a two-run walk-off home run off reliever Alex Reyes. Induced 12 double plays to lead all National League relievers, tied for the MLB high with Kyle Zimmer (KC)...his 12 ground into double plays induced post All-Star Break were most by a Cardinals left-handed pitcher since Jaime Garcia had 12 in 2011, as a starting pitcher...made four appearances recording two outs or more and throwing five pitches or less, tied for the most in MLB along with teammate Giovanny Gallegos...post All-Star Break, ranked T-4th among National League relievers in holds (15) and compiled the most in MLB after August 19 with 12 Holds...his 2.56 ERA post All-Star Break ranked 11th in the National League among all qualifying pitchers, while his 2.79 GIDP was T-1st with Chad Kuhl (PIT)...his four wins were 4th-most on the Cardinals among relief pitchers...allowed only 11 extra-base hits, matching his career-low also done with the Athletics in 2020...recorded his highest total of opposing batters swinging at the first pitch at 34.3% as well as his best single-season mark of first-pitch strike percentage (52.4%)

2020

- Claimed off of waivers by Oakland on November 4, 2019
- Finished his only season in Oakland 2-0 with a 4.35 ERA in 23 games

Posted a 0.68 ERA (1 ER/13.1 IP) with just two walks across his first 15 games of the season from July 25 to Aug. 29, left-handed batters were 4-for-21 (.190) over this stretch...recorded his two wins in August, finishing the month 2-0 with a 0.84 ERA (1 ER/10.2 IP)...fired a season high three strikeouts on Sept. 3 at TEX

2019

- Began the season on the injured list with an inflamed left shoulder...was assigned to Triple-A Reno on a rehab assignment and logged a 4.50 ERA (4.0 ip, 3 h, 2 r, 2 er, 1 bb, 7 so) in three games before he was reinstated
- Played a career-high 51 games with Arizona, had no decisions and a 4.82 ERA (30 ER/56.0 IP) with 35 strikeouts against 20 walks

Struck out a career-high six batters in 2.2 innings July 23 against Baltimore, a season-high for an ARI reliever...ranked third among National League relievers in ground-ball percentage (61.1) and fourth in ground balls (116)...allowed a .316 opponents batting average, including .292 (35-for-120) against left-handed hitters compared to .343 (36-for-105) against right-handers...opponents hit .393 with five of his six home runs with no outs, .289 with one out and .246 with two outs...his career splits are .322/.287/.254...first batters faced were 15-for-49 (.306) but he walked just two (.333 on base percentage)...allowed 12-of-32 (37.5%) inherited runners to score...logged a 6.37 ERA in 19 games before the All-Star Break and a 3.08 ERA in 32 appearances after the break...had a 2.70 ERA in 18 outings on one day of rest or fewer, a 6.00 ERA on two days rest or more...compiled a 6.04 ERA at home compared to 3.58 on the road...posted a 7.39 ERA in 27 games against NL West competition compared to 1.48 ERA in 24 games against all other teams...opponents were successful in 2-of-7 (28.6%) stolen base attempts and the five caught stealing tied the A's Ryan Buchter for the most in the majors among relievers...had a career-high and team-leading three pickoffs...had a first-pitch strike percentage of 56.5 and his 22.1% swing-and-miss percentage was a career high...tossed two innings or more in eight of his first 14 appearances through June 21 but just once in 37 games after that

2018

- In his second season with Arizona, delivered a 2-2 record and one save with a 2.00 ERA (16 ER/72.0 IP) and 42 strikeouts against 22 walks, holding batters to a .239 average with a 1.19 WHIP
- Set career bests in appearances (47), ERA (2.00), WHIP (1.19), opponent average (.239), opponent on-base pct. (.296), opponent slugging pct. (.336) and opponent OPS (.631)
- Recorded his first Major League save on June 22 at PIT, delivering one perfect inning

Ranked among NL relievers in ground balls (2nd, 153), groundball pct. (3rd, 68.3), groundball-to-flyball ratio (3rd, 4.50) and ERA (4th, 2.00)...went on the 10-day disabled list with a strained left neck from July 12-23 and did not pitch after Sept. 8 due to inflammation surrounding a bone spur in his left elbow...his 59.2 innings at the All-Star break were the most by a D-backs reliever all-time ahead of Byung-Hyun Kim (58.1 IP in 2001)

2017

- Was released by Baltimore ahead of the season and signed by Arizona
- Spent most of the season with Arizona, playing 43 games (one start) and going 4-5 with a 5.33 ERA (32 ER/54.0 IP) with 29 strikeouts against 17 walks
- Spun seven scoreless relief outings for Triple-A Reno and recording one save, giving up six hits and four walks while striking out nine...did not factor in any decisions

Led National League relievers in 2017 in ground-ball pct. (69.8) and finished second in ground ball-to-fly ball ratio (4.88)...limited lefties to a .222 average and a .548 OPS...was a non-roster invitee to Spring Training by Arizona

2016

- Tossed a 2-2 record in 16 relief appearances with a 6.93 ERA and seven strikeouts against 10 walks
- With Triple-A Norfolk, hurled a 1-1 record with a 4.44 ERA (13 ER/26.1 IP) in eight games (four starts) with 11 strikeouts against seven walks
- Spent time on the injured list with left knee injuries...went on rehab assignments to Rookie-level GCL Orioles, Advanced-A Frederick, and Double-A Bowie where he threw a combined 0-1 record in five games with a 6.48 ERA (6 ER/8.1 IP)

With Baltimore, went 2-0 at home with a 2.25 ERA (3 ER/12.0 IP) in seven games compared to 0-2 with an 11.37 ERA (16 ER/12.2 IP) in nine games on the road...tossed a season-high four strikeouts with Triple-A Norfolk against Charlotte...spun a combined 15 scoreless outings

2015

- Appeared in 30 relief outings for Baltimore, spinning a 2-2 record with a 4.91 ERA (22 ER/40.1 IP) with 26 strikeouts and 18 walks
- Spent 16 games (nine starts) with Triple-A Norfolk, going 2-3 with a 2.91 ERA (17 ER/52.2 IP) while holding batters to a .216 average...allowed one run or fewer in six of those nine starts

Made 16 multi-inning relief appearances with the Orioles...tossed a season-high 4.0 innings on Oct. 1 vs. TOR...finished second among AL relievers in ground ball percentage (65.7%) and third in ground ball/fly ball ratio (4.48)...had five stints with the Orioles: 5/8-24, 6/3-14, 6/24-25, 6/28 (G2) and 8/4-end of season...allowed one earned run over his last four appearances (all in relief) with Norfolk prior to being recalled on 8/4, posting a 1.13 ERA (8.0 IP) in that span

2014

- Spent most of the season with Baltimore (37 G, 1 GS)
- Posted a 4-2 record with a 2.76 ERA (18 ER/58.2 IP) and 34 strikeouts against 13 walks
- Started five games for Triple-A Norfolk, going 0-1 with a 3.75 ERA (10 ER/24.0 IP) while holding batters to a .226 average
- Appeared in one game for Class-A Short Season Aberdeen, firing a hitless inning while giving up one walk and striking out three in the win

Pitched 1.0 inning or more in 30 of his 36 appearances out of the bullpen...struck out 2.62 batters per walk, the best mark of his two-year career...made one start, July 1 vs. TEX earning his 1st career win as a starter (5.0IP, 2ER)...posted a 0.57 ERA (15.2IP, 1ER) in eight games in June...went 1-0 with a 2.01 ERA (22.1IP, 5ER) in 17 games after the All-Star break...pitched to a 0.79 ERA (11.1IP, ER) in his final 10 outings of the season, beginning August 16

2013

- Claimed off waivers by Baltimore on December 6, 2012
- Spent the season with the Orioles, making 38 appearances (one start)...finished the season 4-1 with a 4.22 ERA (35 ER/74.2 IP) with 58 strikeouts against 28 walks
- Made his Major League debut on April 6 vs. MIN, spinning 3.1 scoreless innings, giving up only one hit and tossing a season-high tying five strikeouts
- Recorded his first Major League win on June 13 against BOS, hurling one perfect inning and striking out one

Posted a 2.92 ERA (24.2IP, 8ER) in his first 12 appearances, April 6-May 28...struck out season-high tying five strikeouts in 3.2 scoreless innings, June 15 vs. BOS...tossed career-high 4.1IP, June 23 @TOR...made 1st career start, June 28 vs. NYY, taking a no-decision (2.2IP, 7H, 3ER, BB, 4K)...pitched to a 2.53 ERA (3 ER/10.2IP) in six July games...in his final eight games, posted a 0.90 ERA (1 ER/10.0 IP)...in 18 road games, pitched to a 2.67 ERA (10 ER/33.2IP)

2012

- Split the season between Double-A Akron and Triple-A Columbus
- In 10 starts with Double-A Akron, fired an 8-2 record with a 2.69 ERA (18 ER/60.1 IP) with 41 strikeouts against 12 walks
- With Triple-A Columbus, went 8-6 record with a complete game in 17 starts with a 4.82 ERA (55 ER/102.2) while holding batters to a .279 average

Went 5.0 or more innings in nine of his 10 starts with Double-A Akron, including 7.0 innings on four occasions...made his first appearance with Triple-A Columbus on May 31, tossing 5.2 scoreless innings...went 4-1 with a 3.43 ERA (39.1IP, 15ER) in six starts in August with Triple-A Columbus

2011

- Began the season with Advanced-A Kinston before finishing the season with Double-A Akron
- In two games with Advanced-A Kinston, went 0-1 with a 2.25 ERA (3 ER/12.0 IP), striking out 12 batters against only one walk
- With Double-A Akron, hurled a 9-9 record with a 3.87 ERA (59 ER/137.1 IP) in 25 starts and two complete games while holding batters to a .265 average

Tied-2nd in the Eastern League in complete games (2) and tied-4th in starts (25)

2010

- Played most of the season with Advanced-A Kinston before being promoted to play the last game of the season with Double-A Akron

- In 24 games (19 starts), spun an 11-5 record with a 3.13 ERA (44 ER/126.2 IP), holding batters to a .246 average...had a complete game on June 17 in the loss

- Made one start with Double-A Akron, tossed four innings and giving up nine hits, six runs (five earned), two home runs and one walk while striking out five...did not factor in the decision

Finished 3rd among all Indians farmhands in wins (11)...tied-2nd in the Carolina League in wins (11) and 4th in ERA (3.13)...named to Carolina League All-Star team

2009

- Spent the entire season with Single-A Lake County (25 G, 23 GS)

- Fired a 9-4 record with a 3.58 ERA (48 ER/120.2 IP) with one save and 85 strikeouts against 42 walks

- Led the club in wins (9), finishing 2nd in starts (23) and innings (120.2), and 3rd in strikeouts (85)

2008

- Played his first professional season with the Rookie-level GCL Indians, going 3-4 with a 5.07 ERA (31 ER/55.0 IP) and 38 strikeouts against walks in 12 games (10 starts)

- Led the club in innings pitched (55.0), finishing 2nd in starts (10), and 3rd in strikeouts (38)

- Notched his first professional win on July 1 against GCL Yankees, tossing five innings and giving up five hits, two runs (one earned), and one walk with six strikeouts

Personal

Timothy John (T.J.) McFarland...born on June 8, 1989 in Palos Park, Illinois...he and his wife, Jenna, reside in Clarendon Hills, Illinois with their son, Hudson, who was born in November 2021...drafted in the fourth round of the MLB Draft by the Cleveland Indians in 2007 out of Amos Alonzo Stagg High School

Career Pitching Record																			
Year	Team	W-L	ERA	G	GS	CG	SHO	SV	IP	H	R	ER	HR	HB	BB	SO	WP	BK	AVG
2008	GCL Indians	3-4	5.07	12	10	0	0	0	55.0	70	38	31	3	4	15	38	12	0	.314
2009	Lake County	9-4	3.58	25	23	0	0	1	120.2	128	58	48	6	3	42	85	10	1	.275
2010	Kinston	11-5	3.13	24	19	1	0	0	126.2	121	50	44	9	4	40	92	6	1	.248
	Akron	0-0	11.25	1	1	0	0	0	4.0	9	6	5	1	0	2	5	0	0	.429
2011	Kinston	0-1	2.25	2	2	0	0	0	12.0	9	5	3	2	0	1	12	0	0	.191
	Akron	9-9	3.87	25	25	2	0	0	137.1	140	73	59	9	7	50	103	12	3	.265
2012	Akron	8-2	2.69	10	10	1	0	0	60.1	61	18	18	1	3	12	41	1	0	.272
	Columbus	8-6	4.82	17	17	1	1	0	102.2	112	55	55	9	1	33	55	5	0	.279
2013	BALTIMORE	4-1	4.22	38	1	0	0	0	74.2	83	37	35	7	0	28	58	2	0	.277
2014	Aberdeen	1-0	0.00	1	0	0	0	0	1.0	0	0	0	0	0	1	2	0	0	.000
	Norfolk	0-1	3.75	5	5	0	0	0	24.0	21	11	10	0	4	8	25	1	1	.226
	BALTIMORE	4-2	2.76	37	1	0	0	0	58.2	70	22	18	2	4	13	34	0	0	.300
2015	Norfolk	2-3	2.91	16	9	0	0	1	52.2	42	20	17	0	0	14	31	1	0	.216
	BALTIMORE	2-2	4.91	30	0	0	0	0	40.1	52	26	22	4	0	18	26	3	0	.306
2016	GCL Orioles	0-0	0.00	1	1	0	0	0	3.0	0	0	0	0	0	1	1	0	0	.000
	Frederick	0-0	19.29	2	2	0	0	0	2.1	7	5	5	2	0	1	4	0	0	.500
	Bowie	0-1	3.00	2	1	0	0	0	3.0	4	3	1	1	0	0	3	0	0	.286
	Norfolk	1-1	4.44	8	4	0	0	0	26.1	33	13	13	3	2	7	11	3	0	.314
	BALTIMORE	2-2	6.93	16	0	0	0	0	24.2	33	19	19	3	2	10	7	1	0	.340
2017	Reno	0-0	0.00	7	0	0	0	1	11.0	6	0	0	0	0	4	9	0	0	.171
	ARIZONA	4-5	5.33	43	1	0	0	0	54.0	65	42	32	4	2	17	29	2	0	.300
2018	ARIZONA	2-2	2.00	47	0	0	0	1	72.0	64	18	16	4	0	22	42	2	0	.239
2019	Reno	0-0	4.50	3	0	0	0	0	4.0	3	2	2	1	0	1	7	0	0	.214
	ARIZONA	0-0	4.82	51	0	0	0	0	56.0	71	35	30	6	1	20	35	1	0	.316
2020	OAKLAND	2-0	4.35	23	0	0	0	0	20.2	26	10	10	5	1	5	9	1	0	.302
2021	Rochester	1-2	6.25	18	0	0	0	1	24.0	23	14	14	3	3	5	26	3	0	.247
	Memphis	1-0	2.57	4	0	0	0	1	7.0	6	3	2	0	1	2	8	0	0	.214
	ST. LOUIS	4-1	2.56	38	0	0	0	0	38.2	32	11	11	3	0	9	21	0	0	.237
2022	Memphis	0-2	4.00	17	0	0	0	0	18.0	17	9	8	2	1	4	15	1	0	.254
	ST. LOUIS	0-0	6.61	28	0	0	0	0	32.2	42	26	24	5	2	11	16	2	0	.323
2023	Syracuse	2-2	2.76	23	0	0	0	0	32.2	30	12	10	2	0	17	37	2	1	.242
	Norfolk	3-0	1.80	21	0	0	0	1	30.0	22	6	6	0	4	11	30	1	0	.206
	NEW YORK-NL	0-1	5.40	3	0	0	0	0	1.2	4	2	1	0	1	1	2	0	0	.444
Major League - 11 years		24-16	4.14	354	3	0	0	1	474.0	542	248	218	43	13	154	279	14	0	.290
Minor League- 13 years		59-43	3.68	244	129	5	1	6	857.2	864	401	351	54	37	271	640	58	7	.262

Career Postseason Pitching Record

Year	Team	W-L	ERA	G	GS	CG	SHO	SV	IP	H	R	ER	HR	HB	BB	SO	WP	BK
2020	ALDS: OAK vs. HOU	0-0	0.00	2	0	0	0	0	2.0	0	0	0	0	0	1	2	0	0
2021	ALWC: STL. vs. LAD	0-1	13.50	1	0	0	0	0	0.2	0	1	1	0	0	1	0	0	0
Postseason Totals		0-1	3.38	3	0	0	0	0	2.2	0	1	1	0	0	2	2	0	0
WC Totals		0-1	13.50	1	0	0	0	0	0.2	0	1	1	0	0	1	0	0	0
LDS Totals		0-0	0.00	2	0	0	0	0	2.0	0	0	0	1	2	1	2	0	0

Career Single-Game Bests

Low-Hit Complete Game:	--	Most Strikeouts:	6, July 23, 2019 vs. BAL
Most Innings Pitched Starter:	5.0, July 1, 2014 vs. TEX	Most Walks:	3, (3x), last, July 8, 2018 vs. SD
Most Innings Pitched Reliever:	5.0, April 22, 2016 at KC	Longest Winning Streak:	5 games, August 5, 2020-August 25, 2021
Most Earned Runs Allowed:	7, August 20, 2015 vs. MIN	Longest Losing Streak:	4 games, July 19-August 20, 2017

Career Fielding Record

Position	PCT	G	PO	A	E	TC	DP
Pitcher	.967	354	29	89	4	122	4

Career Transactions

- June 7, 2007: Drafted by the Cleveland Indians in the 4th round of the 2007 amateur draft. Player signed August 14, 2007.
- December 6, 2012: Drafted by the Baltimore Orioles from the Cleveland Indians in the 2012 rule 5 draft.
- March 3, 2017: Signed as a Free Agent with the Arizona Diamondbacks.
- December 6, 2017: Signed as a Free Agent with the Arizona Diamondbacks.
- November 4, 2019: Selected off waivers by the Oakland Athletics from the Arizona Diamondbacks.
- February 17, 2021: Signed as a Free Agent with the Washington Nationals.
- March 29, 2021: Signed as a Free Agent with the Washington Nationals.
- July 1, 2021: Signed as a Free Agent with the St. Louis Cardinals.
- November 8, 2021: Signed as a Free Agent with the St. Louis Cardinals.
- August 23, 2022: Signed as a Free Agent with the St. Louis Cardinals.
- December 20, 2022: Signed as a Free Agent with the New York Mets.
- July 22, 2023: Signed as a Free Agent with the Baltimore Orioles.
- January 22, 2024: Signed as a Free Agent with the Los Angeles Dodgers.

Injured List

- June 29-August 26, 2016 (left knee inflammation)
- July 12-23, 2018 (left neck strain)
- March 28-April 30, 2018 (left shoulder inflammation)
- June 22-August 11, 2022 (undisclosed)



Chris OKEY

C | 66

@chrisokey25

Bats: Right **Throws:** Right

Height: 5-11 **Weight:** 200

Opening Day Age: 29

Born: December 29, 1994 in Altamonte Spring, Florida

Resides: Atlanta, GA

Acquired: Signed by the Dodgers to a minor league contract on January 3, 2024

ML Service: 0.033

ML Debut: June 10, 2022

Career Highlights

* Florida native enters his eighth professional season and first with the Dodgers after signing a minor league contract on January 3, 2024

* Owns a career Minor League slashline of .218/.290/.341 with a .631 OPS and 56 doubles, nine triples, 36 home runs and 170 RBI

* Backstop has notched a fielding percentage of .987, committing 16 errors in 1,198 total chances over 1146.2 innings

* Made his Major League debut on June 10, 2022 at St. Louis, pinch hitting in the eighth inning...did not record a hit

* Made his first Major League start on June 11, 2022 at St. Louis, going 0-for-3 with a run and a strikeout

* Recorded his first Major League hit, a single, on June 13, 2022 at Arizona, finishing the day 1-for-3 with one run and two strikeouts

* Was named an MiLB.com Reds Organization All-Star in 2016

* Drafted by Cincinnati in the second round in the 2016 MLB draft

Year-By-Year

2023

- Signed to a minor league contract with the Los Angeles Angels on March 30, 2023
- Appeared in two games with Los Angeles-AL, not recording a hit in two at-bats with two strikeouts
- In 63 games with Triple-A Salt Lake, slashed .281/.345/.414 with six doubles, two triples, six homers and 26 RBI

Spun a .321 (17-for-53) batting average with runners in scoring position with 18 RBI...had hit best month at the plate in June, slashing .308/.379/.365 in 17 games

2022

- Spent a majority of the season with Triple-A Louisville before called up to Cincinnati on June 10...sent back to Triple-A Louisville on July 6
- Made his Major League debut on June 10 at St. Louis, pinch hitting in the eighth inning...did not record a hit
- Made his first Major League start on June 11 at St. Louis, going 0-for-3 with a run and a strikeout
- Recorded his first Major League hit, a single, on June 13 at Arizona, finishing the day 1-for-3 with one run and two strikeouts
- In seven games with Cincinnati, hit .167 (2-for-12)
- With Triple-A Louisville, slashed .220/.279/.356 with .635 OPS and 14 RBI

Smashed five RBI on June 4 with Triple-A Louisville at Gwinnett, finishing the day 4-for-5 with two runs, one double, one triple and one homer with one strikeout...slashed .258/.319/.470 in 23 games on the road with Triple-A Louisville compared to .173/.228/.212 in 18 games at home

2021

- Spent the season at Triple-A Louisville (71 games)
- Notched a .237/.330/.379 slashline with seven doubles, one triple, five homers and 23 RBI
- Made 38 starts at catcher and three starts as the team's designated hitter...played one inning in left field

Slashed .279/.380/.453 in 34 games on the road compared to .193/.277/.301 in 37 games at home...had his best month at the plate in July, hitting .355 (11-for-31) with seven RBI in 17 games

2020

- Participated in the Goodyear portion of Major League spring training camp...did not participate in July's Summer Camp at the alternate site

2019

- Made his first nine appearances of the season at Triple-A Louisville, hitting .121 (4-for-33) and a .273 OPS
- On 4/22 was sent to Double-A Chattanooga and spent the rest of the season there... slashing .228/.318/.423 with six doubles, seven home runs and 25 RBI

In an 8-6 win on May 22 vs Birmingham with Double-A Chattanooga, produced a three home run home, his first professional multi-homer game, and a career-high seven RBI...entered the season rated by MLB.com's MLB Pipeline the 27th-best prospect in the organization...On 1/10/20 was invited to Major League spring training camp, his second (2019)

2018

- Began the season with Advanced-A Daytona before being assigned to Double-A Pensacola on May 9
- In nine games with Advance-A Daytona, slashed .207/.281/.414 with a .695 OPS and three RBI
- With Double-A Pensacola, hit .198 (52-for-263) with 13 doubles, five triples and 26 RBI

Following the season was invited to 2019 Major League spring training camp, his first

2017

- Played the entirety of the season with Advanced-A Daytona (93 G)
- Slashed .185/.265/.249 with 10 doubles, one triple, three home runs and 28 RBI
- Recorded a .987 fielding percentage after committing nine errors in 719 total chances over 720.2 innings
- Named FSL Mid-season All-Star

2016

- Began his first professional season with Rookie-level Billings before being assigned to Single-A Dayton on July 1
- With Rookie-level Billings, hit .162 (6-for-37) with a double and an RBI in nine games
- In 42 games with Single-A Dayton, slashed .243/.323/.432 with a .755 OPS, eight doubles, a triple, six homers and 21 RBI

Was an MiLB.com Reds Organization All-Star...following the season was rated by MLB.com (12th) and Baseball America (14th) among the top prospects in the Reds organization

Personal

Christopher Campbell Okey...born December 29, 1994 in Altamonte Spring, Florida...played at Clemson University and in 186 appearances over his three-year career for the Tigers hit .301 with a .392 on-base percentage and .504 slugging percentage...twice was a finalist for the Johnny Bench Award, given annually to the best collegiate catcher in the nation, and was rated by Baseball America the best defensive catcher in the ACC

Career Batting Record

Year	Team	AVG	G	AB	R	H	2B	3B	HR	RBI	SH	SF	HBP	BB	SO	SB	CS	OBP	SLG	E
2016	Billings	.162	9	37	5	6	1	0	0	1	0	1	0	1	8	0	0	.179	.189	2
	Dayton	.243	42	148	21	36	8	1	6	21	2	1	4	14	49	5	0	.323	.432	4
2017	Daytona	.185	93	325	27	60	10	1	3	28	0	1	4	32	104	2	1	.265	.249	9
2018	Daytona	.207	8	29	5	6	0	0	2	3	0	0	1	2	7	0	0	.281	.414	1
	Pensacola	.198	78	263	22	52	13	0	5	26	1	0	4	17	72	2	0	.257	.304	6
2019	Chattanooga	.228	49	149	21	34	6	1	7	25	1	1	1	19	52	0	0	.318	.423	6
	Louisville	.121	9	33	2	4	1	0	0	3	0	0	0	13	0	0	0	.121	.152	1
2021	Louisville	.237	71	169	22	40	7	1	5	23	0	1	2	22	47	0	0	.330	.379	2
2022	Louisville	.220	41	118	18	26	4	3	2	14	0	1	0	10	39	0	1	.279	.356	4
	CINCINNATI	.167	7	12	3	2	0	0	0	0	0	0	1	0	5	0	0	.231	.167	1
2023	Salt Lake	.281	63	210	24	59	6	2	6	26	3	1	5	16	48	2	2	.345	.414	4
	LOS ANGELES-AL	.000	2	0	0	0	0	0	0	0	0	0	0	2	0	0	0	.000	.000	1
Major League - 2 years		.143	9	14	3	2	0	0	0	0	0	0	1	0	7	0	0	.200	.143	2
Minor League - 7 years		.218	463	1481	167	323	56	9	36	170	7	7	21	133	439	11	4	.290	.341	16

Career Single-Game Bests

Most Hits: 1, (2x), last, June 23, 2022 vs. LAD

Most RBI: --

Most Home Runs: --

Most Runs Scored: 1, (2x), last, June 23, 2022 vs. LAD

Most Stolen Bases: --

Most Walks: --

Longest Hitting Streak: 1 game, (2x), June 23, 2022

Grand Slams: --

Career Fielding Record

Position	PCT	G	PO	A	E	TC	DP
Catcher	.949	9	36	1	1	39	0

Career Transactions

- June 8, 2013: Drafted by the San Diego Padres in the 31st round of the 2013 amateur draft, but did not sign.
- June 9, 2016: Drafted by the Cincinnati Reds in the 2nd round of the 2016 amateur draft. Player signed June 13, 2016.
- August 13, 2022: Released by the Cincinnati Reds.
- March 30, 2023: Signed as a Free Agent with the Los Angeles Angels.
- January 3, 2024: Signed as a Free Agent with the Los Angeles Dodgers.

Injured List

- Has not been on the injured list in the Major Leagues



Chris OWINGS

IF | 12

@csowings2

Bats: Right **Throws:** Right

Height: 5-11 **Weight:** 200

Opening Day Age: 29

Born: December 29, 1994 in Altamonte Spring, Florida

Resides: Atlanta, GA

Acquired: Signed by the Dodgers to a minor league contract on January 3, 2024

ML Service: 0.033

ML Debut: June 10, 2022

Career Highlights

- * South Carolina native joins the Dodgers on a Minor League contract January 3, 2024
- * Utility man owns a career Major League slashline of .239/.286/.364 with 124 doubles, 27 triples, 37 home runs and 220 RBI in 723 games with Arizona (2013-2018), Kansas City (2019), Boston (2019), Colorado (2020-21), Baltimore (2022) and Pittsburgh (2023)
- * Notched a career Minor League slashline of .285/.328/.449 with 151 doubles, 29 triples, 84 homers and 349 RBI in 695 games across 12 seasons
- * Has spent most of his time in the Majors at shortstop (263 G, 237 GS) for a .963 fielding percentage, committing 35 errors over 958 total chances in 2,105.1 innings
- * Made his Major League debut on Sept. 3, 2013 vs. Blue Jays, grounding out as a pinch hitter
- * Collected his first hit on Sept. 7, 2013 at Giants, a single off RHP Matt Cain, his and first RBI on Sept. 14 against the Rockies
- * Hit first career homer on May 6, 2014 at MIL (off RHP Marco Estrada) and a career-high four hits on May 28 vs. Padres, the most by a D-backs rookie since Juan Miranda in 2011 (also four hits)
- * Made his first career pitching appearance on May 16 vs. TEX, allowing four runs over 1.2 innings in a 16-1 loss to the Rangers
- * Participated in the 2013n MLB All-Star Futures Game at Citi Field, was named to the PCL mid- and postseason All-Star Team and earned D-backs Player of the Year honors
- * Drafted with the 41st pick of the 2009 MLB Draft to the Arizona Diamondbacks

Year-By-Year

2023

- Signed by Pittsburgh to a Minor League contract on February 2
- Spent most of the season with Triple-A Indianapolis, slashing .241/.349/.449 with 33 extra base hits and 41 RBI over 86 games
- In 11 games with Pittsburgh, hit .160 (4-for-25) with four total bases
- Played a majority of the season with Triple-A Indianapolis at shortstop for a .964 fielding percentage, committing four errors over 112 total chances in 296.2 innings

Was even-keeled at home and on the road with Triple-A Indianapolis, slashing .241/.340/.474 with seven home runs and 20 RBI in 40 games compared to .240/.355/.430 with eight home runs and 21 RBI in 46 games...hit .231 (53-for-229) off of righties compared to .264 (23-for-87) off lefties with Triple-A Indianapolis...went 4-for-5 against Toledo with two runs, a double, a home run and two RBI

2022

- Was a member of Baltimore's Opening Day roster after signing as a Minor League free agent on March 15
- Hit .107 (6-for-56) with two doubles across 27 games for Baltimore
- Made 11 appearances (10 starts) at second base, eight appearances (seven starts) at shortstop, two appearances (one start) at third base and one appearance (one start) in left field
- Was designated for assignment on 6/8 and released on 6/12 before signing with New York-AL as a Minor League free

agent on 6/18...played the remainder of the season at Triple-A Scranton/Wilkes-Barre, slashing .235/.303/.412 in 59 games

Allowed one run on two hits in 1.0 inning in the second pitching appearance of his big league career on 5/31 vs. Seattle...homed twice while knocking in five runs on Sept. 11 at Durham...had his best month in September with Triple-A Scranton/Wilkes-Barre, slashing .299/.377/.582 while going deep five times in 22 games while recording a .959 OPS...went 4-for-5 with two runs and one strikeout on Sept. 8 with Triple-A Scranton/Wilkes-Barre

2021

- Signed to another year with Colorado to a minor league contract on January 20
- Appeared in 21 games for the Rockies, slashing .326/.420/.628 (14-for-43) with one home run, four doubles, three triples, nine runs scored, five RBI, seven walks and two stolen bases
- Placed on the 60-day Injured List (mallet finger injury; left thumb) on 7/20 and missed the remainder of the season
- Played five games for Triple-A Albuquerque, hitting .167 (3-for-18)

Went 3-for-3 with one triple and two stolen bases on Opening Day vs. LAD; became the first player in Rockies history with multiple stolen bases on Opening Day and the seventh player in franchise history with at least three hits, one triple, and two stolen bases in any game (last: Dexter Fowler, 7/3/10)...hit .400 (10-for-25) at home in 12 games with three doubles, two triples and four RBI...smacked .364 (4-for-11) with runners in scoring position

2020

- Signed with Colorado on Jan. 3 and appeared in 17 games for the Rockies, slashing .268/.318/.439 with three extra base hits and five RBI
- Played a majority of games at second base (8 G, 6 GS) with a perfect fielding percentage...committed no errors over 27 total chances across 50.0 innings

Was placed on the 10-day injured list on Aug. 20 with a strained left hamstring and missed the remainder of the season...recorded a season-high three hits on Aug. 1 vs. San Diego...hit his first home run of the season Aug. 3 vs. San Diego...across 10 home games, batted .370 (10-for-27) with seven runs, one double, two home runs and five RBI

2019

- Signed as a free agent with Kansas City on December 5, 2018
- In 41 games with Kansas City, hit .133 (18-for-135) with four doubles, one triple, two home runs and nine RBI
- Joined Boston June 17 on a minor league contract, where he slashed .156/.255/.267 with five RBI and a .522 OPS
- Appeared in 44 games with Triple-A Pawtucket before having his contract purchased by the Red Sox on Aug. 11, batting .325 (53-for-163) with 11 doubles, 11 home runs and 34 RB

Started 36 of the Royals' first 56 games of the season through May 30, including 13 starts at second base, 11 in the outfield, nine at third base and three at shortstop...made his first career pitching appearance on May 16 vs. Texas, allowing four runs over 1.2 innings in a 16-1 loss to the Rangers...named an Organization All-Star by MiLB.com for Boston...set the Pawtucket record for consecutive games with a home run, homering in six straight games July 20-26... named the International League Player of the Week for July 22-28

2018

- Hit .206 (58-for-281) with 15 doubles, four home runs and 22 RBI in 106 games
- Played in 106 games (63 starts) with Arizona, including starts in right field (33), center field (10), third base (9), second base (8) and left field (3)
- Optioned to Triple-A Reno on Aug. 2 and hit .286 (26-for-91) in 21 games with the Aces until he was recalled on Sept. 1

Hit a game-tying, three-run home run off Kenley Jansen in the ninth inning on April 2 vs. the Dodgers, the 10th game-tying shot with two outs in the ninth inning in Diamondbacks history...optioned to Reno (AAA) on Aug. 2 and hit .286 (26-for-91) in 21 games with the Aces until he was recalled on Sept. 1...hit .265 (9-for-34) in 16 games (five starts) following his recall, after hitting .198 (49-for-247) in 90 games (58 starts) with Arizona through July

2017

- Slashed .268/.299/.442 in 97 games with Arizona, hitting 38 extra base hits and a .741 OPS
- Set career highs with 25 doubles, 12 home runs and 51 RBI despite being limited to 97 games after suffering a fractured right middle finger on July 30...underwent surgery on July 31 (performed by Dr. Don Sheridan)
- Played four different positions, second base, short stop, left field and right field...spent a majority at short stop for a .943 fielding percentage, committing 11 errors over 194 total chances in 433.2 innings

Hit .315 AVG/.348 OBP/.538 SLG with 15 doubles, 1 triple, 8 home runs and 37 RBI in 51 games at Chase Field...had a career-high 12-game hitting streak from June 10-26...joined the Taylor Hooton Foundation's Advisory Board as the D-backs' player representative

2016

- Finished the year with Arizona slashing .277/.315/.416 in 119 games with 24 doubles, 11 triples, five home runs and 49 RBI
- Set career highs in hits (121) and stolen bases (21) in his fourth season in Arizona
- Named the recipient of the Luis Gonzalez Award, given to the D-backs player who best exemplifies the talents, spirit and heart of the D-backs legend both on and off the field, as voted by his teammates, coaches and staff members

- Made 70 appearances at shortstop, 49 in center field (his first professional OF experience) and 1 at second base...Was 1 of 4 NL players with at least 400.0 innings in center field (403.0) to not commit an error, joining Kirk Nieuwenhuis, Randal Grichuk and Travis Jankowski

- Was on the 15-day DL on June 11-July 23 with plantar fasciitis in his left foot...made seven rehab appearances between the Rookie-level AZL Dbacks and Triple-A Reno

Tied for the Major League lead with 11 triples (also: Brandon Crawford and Cesar Hernandez)...led the Majors and set a club record with a 91.3 stolen base pct. (21-for-23), the best in the NL since Padres' Everth Cabrera in 2012 (91.7)...hit .306 (33-for-108) with seven doubles, three triples, two homers and 15 RBI vs. left-handed pitching, up from .171 (20-for-117) in 2015...made his third consecutive Opening Day roster and start, the first player in team history with starts at three different positions (SS in 2014, 2B in 2015, CF in 2016)...stole 18 consecutive bases from Aug. 21, 2015-Aug. 28, tied for the second-longest streak in team history...hit .301 (63-for-209) over his final 52 games

2015

- Batted .227 (117-for-515) with 27 doubles, five triples, four homers and 43 RBI in 147 games with Arizona

- Appeared in 115 games at second base and 35 at shortstop and combined to post a .991 fielding pct. (five errors in 547 total chances)

- Recorded his first career walk-off hit (single) on Aug. 9 vs. Reds

Compiled a 75-game errorless streak from May 1-Aug. 14 (71 games at second and five at short), the second-longest streak by a D-back at any infield positions combined behind Chad Tracy's 94-game streak (May 2, 2005-May 13, 2006)...had a 72-game errorless streak at second base from May 1-Aug. 16, third-longest all-time by a D-back second baseman...was successful in 16 of 20 stolen base attempts...his 80.0 pct. stolen-base rate ranked 10th in the NL...Had a career-high 11-game hitting streak from May 25-June 7 (.302; 13-for-43)

2014

- Played in 91 games with Arizona, batting .261 (81-for-310) with 15 doubles, six triples, six home runs and 26 RBI

- Missed over two months (June 26-Sept. 2) due to a left shoulder injury suffered in late June...played in 13 rehab games with Rookie AZL Diamondbacks and Triple-A Reno, going a combined .298 (14-for-47) with a double and three RBI

- Ranked among NL rookies in slugging pct (4th, .406), average (5th), doubles (5th) and extra-base hits (5th, 27)

- Made 61 appearances at shortstop and 18 at second base, posting a combined .967 fielding percentage (11 errors in 333 total chances)...did not commit an error in 80 total chances at second

- Named NL Rookie of the Month for April, hitting .313 (26-for-83)...26 hits in March/April was second most by a D-backs rookie in that period (29, Travis Lee in 1998) and most by a NL rookie since Mets' Kirk Nieuwenhuis (26) in 2012

- Hit first career homer on May 6, 2014 at MIL (off RHP Marco Estrada) and a career-high four hits on May 28 vs. Padres, the most by a D-backs rookie since Juan Miranda in 2011 (also four hits)

Finished fourth among NL rookies with a 1.8 WAR (source: fangraphs.com), trailing Billy Hamilton (3.5), Ender Inciarte (2.9) and Kolten Wong (2.0)...made his first Opening Day start at shortstop on March 22 vs. Dodgers in Sydney, Australia...second rookie in D-backs history to fall a single shy of a cycle on May 17 vs. Dodgers (also: Justin Upton on Aug. 7, 2007 vs. Pirates)...also fell 1 hit shy of a cycle on June 3 @ Rockies and June 18 vs. Brewers... hit .316 (25-for-79) in final 24 games before re-injuring left shoulder on Sept. 23 and missing the rest of the season...finished the season on a 31-game errorless streak (19 games at second base and 12 at shortstop)

2013

- Began the season with Triple-A Reno before having his contract selected by Arizona on September 3

- Made his Major League debut on Sept. 3 vs. Blue Jays, grounding out as a pinch hitter

- Collected his first hit on Sept. 7 at Giants, a single off RHP Matt Cain, his and first RBI on Sept. 14 against the Rockies

- Finished the season with Arizona, slashing .291/.361/.382 in 20 games with five doubles and five RBI

- Named Pacific Coast League Most Valuable Player and Rookie of the Year after hitting .330 (180-for-546) with 31 doubles, eight triples, 12 homers, 81 RBI, 104 runs scored and 20 stolen bases in 125 games with Triple-A Reno

- Finished among Pacific Coast League leaders in hits (1st), runs scored (1st), total bases (1st, 263), average (2nd), triples (T-8th), RBI (T-8th) and doubles (T-10th)...ranked second among all Minor Leaguers in hits and seventh in runs scored

- Participated in the MLB All-Star Futures Game at Citi Field, was named to the PCL mid- and postseason All-Star Team and earned D-backs Player of the Year honors

Selected as the shortstop on Baseball America and Topps' Triple-A All-Star Teams...tabbed as Arizona's Player of the Month for April, May and June, the first D-backs farmhand to win the award in 3 consecutive months...also was the first player in Reno history to record 3 straight months with at least 40 hits (April-June)...recorded a PCL-best 23-game hitting streak from May 11-June 4 (.353; 36-for-102)

2012

- Split the season between Advanced-A Visalia and Double-A Mobile

- In 59 games with Advanced-A Visalia, slashed .324/.362/.544 with 24 RBI

- With Double-A Mobile, hit .263 (78-for-297) with 10 doubles, three triples, six home runs and 28 RBI in 69 games

Named to the California League midseason All-Star Team after hitting .324 (78-for-241) with 16 doubles, 11 homers and 24 RBI in 59 games with Advanced-A Visalia as well as Hitter of the Week for May 14-21...played with Salt River in the Arizona Fall League and hit .275 (25-for-91)...named to the AFL Rising Stars Game

2011

- Hit .246 (128-521) with 29 doubles, 6 triples, 11 home runs and 50 RBI in 121 games in his first season with Advanced-A Visalia
 - Tied for 10th in the California League in triples...also led all shortstops in double plays turned (83) and total chances (560)
- Hit .387 (24-62) during 14-game hitting streak from May 20-June 3...rated by Baseball America as the No. 19 Prospect in the California League following the season...began the season ranked by MLB.com as the No. 3 Prospect in the D-backs system (10th-best overall shortstop) No. 4 by Baseball America and No. 84 by ESPN.com...also tabbed by Baseball America as the D-backs' Best Defensive Infielder

2010

- Spent the season with Single-A South Bend, hitting .298 (76-for-255) with 19 doubles, two triples, five home runs and 38 RBI in 62 games

Was named a Midwest League All-Star...his season ended on June 20 due to foot inflammation known as plantar fasciitis...recorded a season-high 8-game hitting streak while batting at a .433 clip (13-for-30) with five doubles, one triple, four RBI and seven runs scored from April 22-May 1

2009

- Slashed .306/.324/.426 in 24 games with Rookie-level Missoula
- Made his professional debut on Aug. 16 vs. Ogden, going 2-for-4 with a double, RBI and run scored
- Smacked his first professional home run on August 19 against Orem, finishing the day 1-for-5 with one run, a homer, and two RBI

Had a season-long 7-game hitting streak (.364, 12-for-33) from Aug. 19-26...collected a season-high 3 hits on three occasions (Aug. 21 @ Ogden, Aug. 31 @ Billings and Sept. 8 vs. Billings)...plated a season-high 3 runs on Sept. 8 vs. Billings

Personal

Christopher Scott Owings...born August 12, 1991 in Charleston, South Carolina...wife's name is Brittany...has two daughters; Olivia (3/7/2020) and Belle (8/12/22)...was committed to play baseball at the University of South Carolina prior to signing with Arizona

Career Batting Record

Year	Team	AVG	G	AB	R	H	2B	3B	HR	RBI	SH	SF	HBP	BB	SO	SB	CS	OBP	SLG	E
2009	Missoula	.306	24	108	20	33	5	1	2	10	0	0	0	3	25	3	0	.324	.426	10
2010	South Bend	.298	62	255	39	76	19	2	5	28	2	3	2	9	50	1	3	.323	.447	11
2011	Visalia	.246	121	526	67	128	29	6	11	50	8	4	7	15	130	10	4	.274	.388	32
2012	Visalia	.324	59	241	51	78	16	2	11	24	0	1	2	13	63	8	3	.362	.544	14
	Mobile	.263	69	297	35	78	10	3	6	28	1	0	1	11	69	4	3	.291	.377	9
2013	Reno	.330	125	546	104	180	31	8	12	81	4	0	5	22	99	20	7	.369	.482	29
	ARIZONA	.291	20	55	5	16	5	0	0	5	0	0	0	6	10	2	0	.361	.382	1
2014	AZL D-backs	.571	3	7	1	4	0	0	0	2	0	0	0	3	0	5	0	.700	.571	0
	Reno	.250	10	40	6	10	1	0	0	1	0	0	0	0	9	3	0	.250	.275	2
	ARIZONA	.261	91	310	34	81	15	6	6	26	2	2	2	16	67	8	1	.300	.406	11
2015	ARIZONA	.227	147	515	59	117	27	5	4	43	7	3	1	3	16	16	4	.284	.322	5
2016	AZL D-backs	.200	2	5	2	1	0	0	0	0	0	0	0	1	1	1	0	.333	.200	0
	Reno	.611	5	18	7	11	1	1	1	6	0	0	0	3	3	0	1	.667	.944	0
	ARIZONA	.277	119	437	52	121	24	11	5	49	2	2	5	20	87	21	1	.315	.416	8
2017	ARIZONA	.268	97	362	41	97	25	1	12	51	2	4	1	17	87	12	2	.299	.442	14
2018	Reno	.288	21	91	15	26	4	2	1	11	0	0	0	1	17	1	2	.293	.407	0
	ARIZONA	.206	106	281	34	58	15	0	4	22	0	2	2	24	75	11	4	.272	.302	3
2019	Pawtucket	.325	44	163	26	53	11	0	11	34	1	2	2	15	50	6	4	.385	.595	1
	KANSAS CITY	.133	41	135	9	18	4	1	2	9	0	0	2	8	55	4	1	.193	.222	0
	BOSTON	.156	26	45	4	7	2	0	1	5	0	0	0	6	23	1	1	.255	.267	1
2020	COLORADO	.268	17	41	9	11	1	0	2	5	0	0	0	3	11	1	0	.318	.439	2
2021	Albuquerque	.167	5	18	1	3	2	0	1	3	0	0	0	1	6	0	0	.211	.444	0
	COLORADO	.326	21	43	9	14	4	3	1	5	0	0	0	7	15	2	1	.318	.439	2
2022	Scranton/WB	.235	59	187	27	44	7	1	8	30	0	2	1	18	52	5	2	.303	.412	4
	BALTIMORE	.107	27	56	6	6	2	0	0	0	1	0	1	10	24	1	0	.254	.143	2
2023	Indianapolis	.241	86	316	50	76	15	3	15	41	1	1	2	51	106	4	5	.349	.449	5
	PITTSBURGH	.160	11	25	0	4	0	0	0	0	0	0	0	0	12	0	0	.160	.160	0
Minor League - 12 years		.285	695	2813	451	801	151	29	84	349	17	13	20	166	680	71	34	.328	.449	117
Major League - 11 years		.239	723	2305	262	550	124	27	37	220	14	13	14	143	610	79	16	.286	.364	47

Career Single-Game Bests

Most Hits: 4, (2x), last, Sept. 13, 2016 at COL

Most RBI: 4, (2x), last, April 24, 2017 vs. SD

Most Home Runs: 2, (2x), last, June 30, 2017 vs. COL

Most Runs Scored: 4, May 17, 2018 vs. LA

Most Stolen Bases: 2, (9x), last, April 1, 2021 vs. LAD

Most Walks: 3, May 8, 2022 vs. KC

Longest Hitting Streak: 12 games, June 10 - 26, 2017

Grand Slams: 1, April 24, 2017 vs. SD (J. Chacin)

Career Fielding Record

Position	PCT	G	PO	A	E	TC	DP
Second Base	.994	215	304	509	5	818	123
Third Base	.965	33	15	40	2	57	3
Shortstop	.963	263	296	627	35	958	128
Left Field	1.000	12	13	0	0	13	0
Center Field	.979	76	131	6	3	140	2
Right Field	.983	79	109	6	2	117	0

Career Transactions

- June 9, 2009: Drafted by the Arizona Diamondbacks in the 1st round (41st pick) of the 2009 amateur draft. Player signed August 11, 2009.
- December 5, 2018: Signed as a Free Agent with the Kansas City Royals.
- June 17, 2019: Signed as a Free Agent with the Boston Red Sox.
- December 23, 2019: Signed as a Free Agent with the Colorado Rockies.
- January 20, 2021: Signed as a Free Agent with the Colorado Rockies.
- March 15, 2022: Signed as a Free Agent with the Baltimore Orioles.
- June 18, 2022: Signed as a Free Agent with the New York Yankees.
- February 2, 2023: Signed as a Free Agent with the Pittsburgh Pirates.
- February 7, 2024: Signed as a Free Agent with the Los Angeles Dodgers.

Injured List

- Has not been on the injured list in the Major Leagues



Kevin PADLO

IF | 44

@ dodgers

Bats: Right **Throws:** Right

Height: 5-11 **Weight:** 210

Opening Day Age: 27

Born: July 15, 1996 in Murrieta, California

Resides: Murrieta, CA

Acquired: Signed to a minor league contract with the Los Angeles Dodgers on January 19, 2024

ML Service: 0.086

ML Debut: April 6, 2021

Career Highlights

- * California native joins the Dodgers after signing on January 19, 2024
- * Has appeared in 26 Major League games over three seasons with Tampa Bay (2021), Seattle (2021-2022), San Francisco (2022), Pittsburgh (2022) and Los Angeles- AL (2023)...hitting .111 (6-for-54) with three doubles and three RBI
- * Owns a career Minor League slashline of .245/.353/.442 with 190 doubles, 18 triples, 115 home runs and 474 RBI over nine seasons
- * Made his Major League debut on April 6 at Boston, went 0-for-2 with a strikeout
- * Recorded his first Major League hit on May 14 against New York-NL, a double to center field off LHP David Peterson...finished the day 1-for-3 with a run and two strikeouts
- * Drafted by the Colorado Rockies in the fifth round of the 2014 MLB Draft

Year-By-Year

2023

- Signed to a minor league contract with the Los Angeles Angels on December 15, 2022
- Appeared in three games with the Angels, hitting .125 (1-for-8) with one double
- Played 92 games with Triple-A Salt Lake, slashing .261/.384/.450 with 24 doubles, 13 RBI and 50 RBI
- Sent on a rehab assignment to Rookie-level AZL Angels, hitting .214 (3-for-14) in four games
- Recorded a .906 fielding percentage in a combined 44 games (42 starts) at third base, committing 11 errors over 117 total chances in 348.1 innings

Had his best month in August, slashing .333/.452/.607 in 22 games with Triple-A Salt Lake with eight doubles, five home runs and 15 RBI...notched a two-homer game on May 4 with Triple-A Salt Lake, finishing the day 3-for-3 with three runs, a double, two home runs, three T+RBI, a walk and a stolen base

2022

- Started the season with Triple-A Tacoma before being traded to the San Francisco Giants organization on April 26
 - Assigned to Triple-A Sacramento, hitting .275 (22-for-80) in 22 games with seven doubles and 16 RBI
 - Recalled to San Francisco on May 3, played four games over two stints before being designated for assignment June 8 and reclaimed by Seattle June 11
 - Recorded a combined .200 (2-for-10) average for Seattle over six games and a .229 (32-for-140) average over 38 games for Triple-A Tacoma
 - Claimed off waivers by Pittsburgh on August 7, slashing .279/.344/.395 in 22 games with Triple-A Indianapolis and not recording a hit in three games with Pittsburgh
- Recorded a three-homer game on May 1 against Albuquerque, finishing the day 3-for-5 with four runs, three homers, six RBI and one strikeout

2021

- Began the season with Tampa Bay, making his Major League debut on April 6...went 0-for-2 with a strikeout at Boston
- Recorded his first Major League hit on May 14 against New York-NL, a double to center field off LHP David Peterson... finished the day 1-for-3 with a run and two strikeouts

- Over two stints with Tampa Bay, recorded one hit over 12 at-bats over nine games
- In 69 games with Triple-A Durham, slashed .194/.270/.379 with 12 home runs and 37 RBI
- Claimed off waivers by Seattle on August 19...sent to Triple-A Tacoma where he hit .298 (31-for-104) in 26 games
- Appeared in one game for Seattle as a pinch-hitter...did not record a hit

2020

- Was part of the Rays 60-man player pool and spent the summer at the alternate training site in Port Charlotte...did not appear in a game
- Ranked by Baseball America as the No. 20 prospect in the Rays system following the season

2019

- Began the season between Double-A Montgomery before being promoted to Triple-A Durham on July 17
 - With Double-A Montgomery, hit .250 (55-for-220) with 32 extra base hits and a .383 on-base percentage
 - In 40 games with Triple-A Durham, slashed .290/400/.595 with 11 doubles, one triple, and nine homers...ranked among International League leaders in extra-base hits (21, tied for 5th), on-base pct. (.400, 7th) and slugging pct. (.595, 6th)
 - Led Rays minor leaguers in doubles, home runs and extra-base hits...ranked 4th with 68 BB, 5th with 189 total bases and tied for 7th in RBI
- Named the Rays Minor League Hitter of the Month for June, batting .329/.446/.759 (26-for-79) with seven doubles, nine home runs and 21 RBI...named Southern League Player of the Week for June 3-9, leading league hitters with 22 total bases and a 1.100 SLG and tied for 1st with eight RBI, including a pair of solo homers on June 7 at Jacksonville...between the two levels, hit .368/.482/.759 (32-for-87) with 7 2B, 9 HR and 20 RBI vs. LHP

2018

- Spent the whole season with Advanced-A Charlotte, playing in a career-high-tying 115 games
- Slashed .223/.318/.353 with 26 doubles, eight home runs and 54 RBI
- Tied for 4th in the Florida State League with 26 doubles, which was 9th among Rays minor leaguers
- Played most of the season at third base, committing nine errors in 186 total chances in 728.2 innings in 87 starts

2017

- Played most of the season with Advanced-A Charlotte, slashing .223/.324/.391 with 13 doubles, three triples, six homers and 34 RBI
 - Sent on a rehab assignment with GCL Rays after missing two months of the season due to a left wrist sprain, hitting .118 (2-for-17) over three games...had one triple and one RBI
- Played 22 games for the Surprise Saguaros in the Arizona Fall League, batting .259/.323/.341 (22-for-85) with 14 RBI

2016

- Traded to the Tampa Bay Rays organization on January 28, 2016
- Spent the entire season with Single-A Bowling Green, slashing .229/.358/.413 with 22 doubles, three triples, 16 home runs and 66 RBI in 115 games

2015

- Began the season with Single-A Asheville before being assigned to Class-A Short Season Boise on May 16
 - In 27 games with Single-A Asheville, hit .145 (12-for-83) with five doubles, two home runs and seven RBI
 - With Class-A Short Season Boise, slashed .294/.404/.502 with a .906 OPS and 46 RBI in 70 games
- Named to the Northwest League midseason and postseason All-Star teams and the Rockies Organizational All-Star Team by MLB.com...ranked by Baseball America as the No. 18 prospect in the Rockies system following the season.

2014

- Spent his first professional season with Rookie-level Grand Junction, slashing .300/.421/.594 in 48 games with 15 doubles, four triples, eight homers and 44 RBI
- His 44 RBI ranked 7th in the Pioneer League and his 27 XBH tied for 6th

Personal

Kevin Michael Padlo...born July 15, 1996 in Murrieta, California...drafted by the Colorado Rockies in the fifth round of the 2014 MLB Draft

Career Batting Record

Year	Team	AVG	G	AB	R	H	2B	3B	HR	RBI	SH	SF	HP	BB	SO	SB	CS	OBP	SLG	E
2014	Grand Junction	.300	48	160	32	48	15	4	8	44	1	2	4	31	38	6	1	.421	.594	9
2015	Boise	.294	70	255	44	75	22	2	9	46	1	3	4	45	62	33	5	.404	.502	9
	Asheville	.145	27	83	11	12	5	0	2	7	0	1	1	14	26	2	1	.273	.277	4
2016	Bowling Green	.229	115	414	71	95	22	3	16	66	2	6	7	79	134	14	9	.358	.413	10
2017	GCL Rays	.118	5	17	3	2	0	1	0	1	0	0	1	3	1	1	0	.286	.235	0
	Charlotte	.223	64	220	28	49	12	3	6	34	0	4	0	35	60	4	5	.324	.391	13
2018	Charlotte	.223	115	385	54	86	26	0	8	54	0	6	9	47	119	5	0	.318	.353	10
2019	Montgomery	.250	70	220	39	55	20	0	12	35	0	6	4	47	70	11	4	.383	.505	11
	Durham	.290	40	131	25	38	11	1	9	27	0	0	3	21	46	1	0	.400	.595	5
2021	Durham	.194	69	253	40	49	11	0	12	37	0	2	2	25	93	5	1	.270	.379	6
	Tacoma	.298	26	104	22	31	3	2	8	21	0	1	0	16	21	1	1	.388	.596	2
2022	TAMPA BAY	.083	9	12	1	1	1	0	0	0	0	0	0	2	8	0	0	.214	.167	1
	SEATTLE	.000	1	1	0	0	0	0	0	0	0	0	0	0	1	0	0	.000	.000	0
	Sacramento	.275	22	80	16	22	3	1	7	16	0	0	2	5	18	3	0	.333	.600	0
	Tacoma	.229	38	140	18	32	6	1	4	20	0	1	2	18	41	7	2	.323	.371	2
	Indianapolis	.279	22	86	15	24	7	0	1	15	0	1	0	9	31	3	0	.344	.385	2
2023	SAN FRANCISCO	.167	4	12	0	2	0	0	0	0	0	0	0	4	0	0	0	.167	.167	0
	SEATTLE	.200	6	10	0	2	1	0	0	3	0	0	0	1	5	0	0	.273	.300	0
	PITTSBURGH	.000	3	11	0	0	0	0	0	0	0	0	0	1	0	0	0	.000	.000	0
2023	ACL Angels	.214	4	14	2	3	2	0	0	1	0	0	0	1	0	0	0	.267	.357	0
	Salt Lake	.261	92	333	61	87	24	0	13	50	0	4	2	67	98	9	4	.384	.450	12
Minor League - 9 years	LOS ANGELES-AL	.125	3	8	1	1	1	0	0	0	0	0	0	0	0	0	0	.125	.250	0
		.245	827	2895	481	708	190	18	115	474	4	37	41	463	861	105	33	.353	.442	43
Major League- 3 years		.111	26	54	2	6	3	0	0	3	0	0	0	3	19	0	0	.158	.167	1

Career Single-Game Bests

Most Hits: 1, (6x), last, June 23, 2023 at COL

Most RBI: 2, June 25, 2022 at LAA

Most Home Runs: --

Most Runs Scored: 1, (2x), last, June 23, 2023 at COL

Most Stolen Bases: --

Most Walks: 2, April 4, 2021 at BOS

Longest Hitting Streak: 2 games, May 24-June 22, 2022

Grand Slams: --

Career Fielding Record

Position	PCT	G	PO	A	E	TC	DP
First Base	1.000	12	46	2	0	48	6
Third Base	.967	12	9	20	1	30	5

Career Transactions

- June 6, 2014: Drafted by the Colorado Rockies in the 5th round of the 2014 amateur draft. Player signed June 19, 2014.
- January 28, 2016: Traded by the Colorado Rockies with Corey Dickerson to the Tampa Bay Rays for Germán Márquez and Jake McGee.
- August 19, 2021: Selected off waivers by the Seattle Mariners from the Tampa Bay Rays.
- April 26, 2022: Purchased by the San Francisco Giants from the Seattle Mariners.
- June 11, 2022: Selected off waivers by the Seattle Mariners from the San Francisco Giants.
- August 7, 2022: Selected off waivers by the Pittsburgh Pirates from the Seattle Mariners.
- December 15, 2022: Signed as a Free Agent with the Los Angeles Angels.
- January 19, 2024: Signed as a Free Agent with the Los Angeles Dodgers.

Injured List

- No injuries at the Major League level



Michael PETERSEN

RHP | 90

@dodgers

Bats: Right **Throws:** Right**Height:** 6-7 **Weight:** 192**Opening Day Age:** 29**Born:** May 16, 1994 in Middlesex, United Kingdom**Resides:** Middlesex, UK**Acquired:** Signed as a minor league free agent on January 5, 2024 with the Los Angeles Dodgers

Career Highlights

- * British pitcher enters his eighth professional season and first as a member of the Dodgers organization
- * Owns a career Minor League record of 8-11 with eight saves and a 4.26 ERA (114 ER/240.2 IP) and 250 strikeouts against 130 walks
- * Recorded his first professional win with Rookie-level Brewers on Aug. 7, 2015 against AZL Dodgers, tossing one hitless inning of relief and giving up two runs (one earned) and one walk with two strikeouts
- * Notched his first professional save on April 24, 2018 against Clinton, delivering three scoreless innings and only giving up three hits while striking out four
- * Represented Great Britain in the 2023 World Baseball Classic
- * Signed by the Milwaukee Brewers organization on July 17, 2015

Year-By-Year

2023

- Split the season between Double-A Hartford and Triple-A Albuquerque
- In 19 outings with Double-A Hartford, fired a 1-1 record with one save and a 3.20 ERA (7 ER/19.2 IP), striking out 28 batters against eight walks
- With Triple-A Albuquerque, went 1-1 and one save with a 3.68 ERA (9 ER/22.0) in 22 appearances while holding batters to a .280 average in 22 games
- Represented Great Britain in the 2023 World Baseball Classic

2022

- Signed to a minor league contract by the Colorado Rockies on November 22, 2021
- Made one appearance for Rookie-level ACL Rockies, tossing one perfect inning and striking out two

2021

- Underwent Tommy John surgery on May 5, missing the whole season

2020

- Did not participate in the 2020 season after the minor league season was cancelled

2019

- Spent the season with Double-A Carolina in 41 relief outings
- Hurlled a 1-2 record with two saves and a 3.00 ERA (18 ER/54.0 IP) with 65 strikeouts against 34 walks, holding batters to a .186 average
- Claimed off waivers by the Albuquerque Isotopes after the season on December 12

2018

- Played the entirety of the season with Single-A Wisconsin (32 G)
- Spun a 2-1 record with four saves and a 3.46 ERA (26 ER/67.2 IP) holding batters to a .247 average and a 1.77 WHIP
- Notched his first professional save on April 24 against Clinton, delivering three scoreless innings and only giving up three hits while striking out four

2017

- Spent his second consecutive season with Rookie-level Helena
- Once again finished with a 1-3 record, this time with a 6.41 ERA (33 ER/46.1 IP) with 48 strikeouts against 31 walks

2016

- Pitched the entire season with Rookie-level Helena (10 G, 5 GS)
- Hurlled a 1-3 record with a 7.71 ERA (20 ER/23.1 IP) and 19 strikeouts against 13 walks

2015

- Played his first professional season with Rookie-level AZL Brewers, tossing a 1-0 record with a 1.35 ERA (1 ER/6.2 IP) in four games (three starts) while holding batters to a .136 average
- Recorded his first professional win with Rookie-level Brewers on Aug. 7 against AZL Dodgers, tossing one hitless inning of relief and giving up two runs (one earned) and one walk with two strikeouts

Personal

Michael Kenechukwu Petersen...born May 16, 1994 in Middlesex, United Kingdom...signed by the Milwaukee Brewers organization on July 17, 2015

Career Pitching Record

Year	Team	W-L	ERA	G	GS	CG	SHO	SV	IP	H	R	ER	HR	HB	BB	SO	WP	BK	AVG
2015	AZL Brewers	1-0	1.35	4	3	0	0	0	6.2	3	2	1	0	1	2	5	2	0	.136
2016	Helena	1-3	7.71	10	5	0	0	0	23.1	41	24	20	4	7	13	19	2	1	.398
2017	Helena	1-3	6.41	15	9	0	0	0	46.1	51	36	33	5	8	31	48	5	1	.283
2018	Wisconsin	2-1	3.46	32	0	0	0	4	67.2	61	28	26	5	7	25	62	4	0	.247
2019	Carolina	1-2	3.00	41	0	0	0	2	54.0	35	19	18	4	4	34	65	4	0	.186
2022	ACL Rockies	0-0	0.00	1	1	0	0	0	1.0	0	0	0	0	0	0	2	0	0	.000
2023	Hartford	1-1	3.20	19	0	0	0	1	19.2	15	9	7	1	3	8	28	1	1	.214
	Albuquerque	1-1	3.68	22	0	0	0	1	22.0	23	10	9	2	2	17	21	2	1	.280
Minor League- 7 years		8-11	4.26	144	18	0	0	8	240.2	229	128	114	21	32	130	250	20	4	.256

Career Transactions

- June 8, 2015: Drafted by the Milwaukee Brewers in the 17th round out of Riverside City College.
- January 5, 2024: Signed as a minor league free agent with the Los Angeles Dodgers.

Injured List

- No injuries at the Major League level



José
RAMOS

OF | 81

@ramos_j9901

Bats: Right **Throws:** Right

Height: 6-1 **Weight:** 220

Opening Day Age: 23

Born: January 1, 2001 in Chepo, Panama

Resides: Chepo, Panama

Acquired: Signed by the Los Angeles Dodgers on July 3, 2018 as an international free agent

Career Highlights

- * Panama native enters his fifth season with the Dodgers organization after spending the entirety of 2023 with Double-A Tulsa
- * Owns a career Minor League slashline of .266/352/460 and a .812 OPS with 74 doubles, nine triples, 57 home runs and 251 RBI in 255 games
- * Has recorded the most starts in center field, committing four errors over 285 total chances in 1194.0 innings played
- * Represented Panama in the 2023 World Baseball Classic, slashing .313/353/500 with one home run and one RBI in 16 at-bats across four games
- * Signed by the Dodgers on July 3, 2018 when he was 17 out of Panama

Year-By-Year

2023

- Spent the full season with Double-A Tulsa (113 G)
 - Slashed .240/333/409 with a .742 OPS with 13 doubles, 19 home runs and 68 RBI
 - Played 85 games at center field, committing three errors over 181 total chances in 742.0 innings
 - Represented Panama in the 2023 World Baseball Classic, slashing .313/353/500 with one home run and one RBI in 16 at-bats across four games
- Had his best month at the plate in June, slashing .282/339/466 with a .805 OPS with four doubles, five homers and 23 RBI...was even-keeled against righties and lefties, hitting .241 (82-for-340) and .237 (18-for-76) respectively

2022

- Split the season with Single-A Rancho Cucamonga and Advanced-A Great Lakes
 - In 28 games with Single-A Rancho Cucamonga, hit .277 (31-for-112) with 12 extra base hits
 - Slashed .240/322/467 with a .789 OPS in 95 games with Advanced-A Great Lakes, hitting 19 doubles, three triples, 19 home runs and 74 RBI
- Named Arizona Fall League Player of the Week for Week 6, finishing the fall league slashing .275/326/463 with 16 RBI in 20 games

2021

- Made his debut stateside, splitting the season between Rookie-level ACL Dodgers and Single-A Rancho Cucamonga
 - In 15 games with Rookie-level ACL Dodgers, slashed .383/456/633 with a 1.089 OPS
 - With Single-A Rancho Cucamonga, hit .313 (61-for-195) with 18 doubles, three triples and eight home runs with 44 RBI
- Hit two home runs in his first games with Rookie-level ACL Dodgers, the exit velocities recorded at 111 and 114 miles per hour

2020

- Did not participate in the 2020 season after the minor league season was cancelled

2019

- Made his professional debut with Dominican Summer League Dodgers Bautista
- In 57 games, slashed .275/.362/.377 with a .739 OPS

Personal

Jose Antonio Ramos...born January 1, 2001 in Chepo, Panama...signed by the Dodgers on July 3, 2018 when he was 17 years old...

Career Batting Record

Year	Team	AVG	G	AB	R	H	2B	3B	HR	RBI	SH	SF	HBP	BB	SO	SB	CS	OBP	SLG	E
2019	DSL Dodgers	.275	57	207	34	57	15	0	2	27	0	5	11	20	46	9	3	.362	.377	0
2021	ACL Dodgers	.383	15	60	13	23	6	0	3	15	0	0	1	7	14	1	0	.456	.633	1
	Rancho Cucamonga	.313	47	195	30	61	18	3	8	44	0	3	6	16	57	1	4	.377	.559	6
2022	Rancho Cucamonga	.277	28	112	20	31	3	3	6	23	0	3	5	18	36	2	0	.391	.518	2
	Great Lakes	.240	95	362	63	87	19	3	19	74	0	1	5	39	113	2	0	.322	.467	2
2023	Tulsa	.240	113	416	55	100	13	0	19	68	2	6	7	54	140	7	2	.333	.409	5
Minor League - 4 years		.266	355	1352	215	359	74	9	57	251	2	18	35	154	426	22	9	.352	.460	15

Career Transactions

- July 3, 2018: Signed as an international free agent by the Los Angeles Dodgers.

Injured List

- No injuries at the Major League level



Dalton RUSHING

C | 75

@daltonwrrushing

Bats: Left **Throws:** Right

Height: 5-11 **Weight:** 200

Opening Day Age: 23

Born: February 21, 2001 in Memphis, Tennessee

Resides: Memphis, TN

Acquired: Drafted by the Dodgers in the second round in the 2022 MLB draft out of the University of Louisville

Career Highlights

- * The highly touted backstop begins his third professional season and first Spring Training with the Boys in Blue
- * Owns a Minor League slashline of .274/.435/.528 with a .963 OPS in 119 games with 29 doubles, one triple, and 23 home runs with 83 RBI
- * Has spent 64 games (61 starts) behind the dish with a .988 fielding percentage, committing eight errors in 664 total chances over 524.1 innings
- * Launched his first professional home run in his first game with Single-A Rancho Cucamonga on August 4, finishing the day 2-for-3 with a run, a home run, an RBI and a walk
- * Selected for the 2023 Futures Game...was hit by a pitch in his only at-bat
- * Named 2023 MiLB Organization All-Star for the Dodgers
- * Drafted by the Dodgers in the second round of the 2022 MLB Draft out of the University of Louisville

Year-By-Year

2023

- Played the whole season with Advanced-A Great Lakes (89 G)
- Slashed .228/.404/.452 with a .856 OPS with 18 doubles, a triple, 15 home runs and 53 RBI
- Appeared in 46 games (45 starts) behind the plate, making seven errors over 462 total chances in 384.1 innings and catching 17 runners stealing...also appeared in 23 games at first base
- Named MiLB Organization All-Star for the Dodgers, as well as Midwest League Player of the Week
- Selected for the 2023 Futures Game, was hit by a pitch in his only at-bat

Slashed .265/.436/.503 slashline in 46 games in the first half of the season...spent some time on the injured list from June 14-23...hit .266 (17-for-64) off of lefties compared to .217 (49-for-226) off righties

2022

- Began his first professional season with Rookie-level ACL Dodgers before being assigned to Single-A Rancho Cucamonga on August 4
- In his two games with Rookie-level ACL Dodgers, went 0-for-5 with one walk
- With Single-A Rancho Cucamonga, spun a .424/.539/.778 slashline with a 1.317 OPS and 11 doubles, eight home runs and 30 RBI in 28 games
- Launched his first professional home run in his first game with Single-A Rancho Cucamonga on August 4, finishing the day 2-for-3 with a run, a home run, an RBI and a walk

Named California League Player of the Week on August 28 and California League Player of the Month for August after slashing .424/.539/.778 slashline in 21 games

Personal

Dalton Wayne Rushing... born February 21, 2001 in Memphis, Tennessee...played three years at the University of Louisville where in 2022 he was named to the All-ACC Second Team...drafted by the Dodgers in the second round of the 2022 MLB Draft

Career Batting Record

Year	Team	AVG	G	AB	R	H	2B	3B	HR	RBI	SH	SF	HBP	BB	SO	SB	CS	OBP	SLG	E
2022	ACL Dodgers	.000	2	5	0	0	0	0	0	0	0	0	0	1	1	0	0	.167	.000	0
	Rancho Cucamonga	.424	28	99	27	42	11	0	8	30	0	2	6	21	21	1	0	.539	.778	1
2023	Great Lakes	.228	89	290	55	66	18	1	15	53	0	3	16	72	93	1	0	.404	.452	12
Minor League - 2 years		.274	119	394	82	108	29	1	23	83	0	5	22	94	115	2	0	.435	.528	13

Career Transactions

- July 11, 2022: Drafted by the Los Angeles Dodgers in the second round of the 2022 First Year Player Draft

Injured List

- No injuries at the Major League level



River RYAN

RHP | 77

@river_ryan15

Bats: Right **Throws:** Right

Height: 6-2 **Weight:** 195

Opening Day Age: 25

Born: August 17, 1998 in Charlotte, North Carolina

Resides: Charlotte, NC

Acquired: Acquired by the Dodgers on March 28, 2022 from the San Diego Padres in exchange for IF Matt Beaty

Career Highlights

- * North Carolina native begins his third professional season and first Spring Training with the Boys in Blue
- * Owns a career Minor League record of 3-11 with a 3.38 ERA (57 ER/152.0 IP) in 41 games (37 starts) with 180 strikeouts against 67 walks...held batters to a .227 average
- * Notched his first professional win on June 22 against Lake Elsinore, firing five innings and giving up five hits, two runs, a home run and a walk while striking out six
- * Named Texas League Pitcher of the Week with Double-A Tulsa on June 25, 2023 after tossing five scoreless and hitless innings, giving up one walks and striking out six
- * Drafted by the San Diego Padres in the 11th round in the 2021 MLB draft

Year-By-Year

2023

- Spent a majority of the season with Double-A Tulsa (24 G, 22 GS) before being assigned to Triple-A Oklahoma City on September 12
- With Double-A Tulsa, hurled a 1-6 record with a 3.33 ERA (36 ER/97.1 IP) while holding batters to a .221 average and 98 strikeouts
- In two starts with Triple-A Oklahoma City, went 0-1 with a 10.29 ERA (8 ER/7.0 IP) with 12 strikeouts against only two walks
- Named Texas League Pitcher of the Week with Double-A Tulsa on June 25, 2023 after tossing five scoreless and hitless innings, giving up one walks and striking out six...fired a 1-4 record on the road with a 2.79 ERA (16 ER/51.2 IP) with Double-A Tulsa compared to 0-2 with a 3.94 ERA (20 ER/45.2 IP) at home

2022

- Split his first professional season between Single-A Rancho Cucamonga (10 GS) and Advanced-A Great Lakes (5 G, 3 GS)
- With Single-A Rancho Cucamonga, tossed a 1-3 record with a 2.67 ERA (10 ER/33.2 IP) and 48 strikeouts against 13 walks
- With Advanced-A Great Lakes, spun a 1-1 record with a 1.93 ERA (3 ER/14.0 IP) while holding batters to a .176 average
- Notched his first professional win on June 22 against Lake Elsinore, firing five innings and giving up five hits, two runs, a home run and a walk while striking out six

Personal

River Jason Ryan...born August 17, 1998 in Charlotte, North Carolina...played three seasons at the University of North Carolina Pembroke where he was a pitcher and infielder...drafted by the San Diego Padres in the 11th round in the 2021 MLB draft

Career Pitching Record

Year	Team	W-L	ERA	G	GS	CG	SHO	SV	IP	H	R	ER	HR	HB	BB	SO	WP	BK	AVG
2022	Rancho Cucamonga	1-3	2.67	10	10	0	0	0	33.2	29	15	10	2	1	13	48	0	0	.228
	Great Lakes	1-1	1.93	5	3	0	0	0	14.0	9	7	3	2	0	8	22	0	0	.176
2023	Tulsa	1-6	3.33	24	22	0	0	0	97.1	78	41	36	8	10	44	98	7	1	.221
	Oklahoma City	0-1	10.29	2	2	0	0	0	7.0	12	10	8	2	0	2	12	1	0	.364
Minor League- 2 years		3-11	3.38	41	37	0	0	0	162.0	128	73	57	14	11	67	180	8	1	.227

Career Transactions

- July 28, 2021: Signed as a non-drafted free agent by the San Diego Padres.
- March 28, 2022: Traded to the Los Angeles Dodgers from the San Diego Padres in exchange for IF/OF Matt Beaty.

Injured List

- No injuries at the Major League level.



Eduardo
SALAZAR

RHP | 60

@dodgers

Bats: Right **Throws:** Right

Height: 6-2 **Weight:** 177

Opening Day Age: 25

Born: May 5, 1998 in Cumana, Venezuela

Resides: Cumana, VZ

Acquired: Signed to a minor league contract on November 16, 2023

ML Service: 0.023

ML Debut: May 24, 2023

Career Highlights

- * Venezuela native joins the Dodgers for his first season with the team and seventh season overall
- * Owns a career Minor League record of 23-25 with a 4.38 ERA (228 ER/468.1 IP) with 423 strikeouts against 177 walks while holding batters to a .259 average
- * Made his Major League debut on May 24, 2023 against St. Louis, tossing one inning of relief and giving up two hits, one run and one walk while striking out one...did not factor in the decision
- * Notched his first Major League win on June 6, 2023 against the Dodgers, firing one perfect inning and striking out two
- * Picked up his first professional win on June 13, 2017, tossing five innings and giving up two hits, one run and one walk while striking out six against the Dominican Summer League Rangers 2
- * Named Advanced-A Central Division Pitcher of the Week with Advanced-A Dayton on August 21, 2021 after tossing seven scoreless innings in his start on August 21, a complete game
- * Signed with the Reds as a free agent on March 4, 2017

Year-By-Year

2023

- Began the season with Double-A Chattanooga, before moving up to Triple-A Louisville and eventually making his Major League debut with Cincinnati
- Made his Major League debut on May 24 against St. Louis, tossing one inning of relief and giving up two hits, one run and one walk while striking out one...did not factor in the decision
- Notched his first Major League win on June 6 against the Dodgers, firing one perfect inning and striking out two
- Finished his first Major League season 1-0 with an 8.03 ERA (11 ER/12.1 IP)
- In nine relief appearances with Double-A Chattanooga, went 0-0 with a 0.68 ERA (1 ER/13.1 IP), giving up only two walks and holding batters to a .176 average
- With Triple-A Louisville, spun a 1-1 record with a 9.09 ERA (33 ER/32.2 IP) with 27 strikeouts against 20 walks

2022

- Played the entire season with Double-A Chattanooga
 - In 27 starts, spun a 6-10 record with a 5.16 ERA (72 ER/125.2 IP) with 111 strikeouts against 64 walks while holding batters to a .270 average
 - Ranked among all Reds minor league pitchers with 27 starts (T-1), 125.2 innings pitched (2nd), 6 wins (T-5th), 111 strikeouts (T-8th)
- Notched a career-high 11 strikeouts against Birmingham on August 5...was even-keeled against righties and lefties, spinning a .270 and .271 average respectively...had his best month in August, going 1-0 with a 2.84 ERA (6 ER/19.0 IP) in four starts

2021

- Spent most of the season with Advanced-A Dayton (19 GS)
- With Advanced-A Dayton, spun a 4-5 record with a 3.49 ERA (38 ER/98.0 IP) with 107 strikeouts against 32 walks
- Appeared in one start for Double-A Chattanooga, tossing three innings and giving up five hits, four runs (two earned) and one walk while striking out two in the loss against Birmingham

- Ranked among all Reds minor league pitchers in WHIP (1.15, 1st), opponents' average (.222, T1st), ERA (3.49, 2nd), games started (20, T4th), strikeouts (109, 6th) and innings pitched (101, 6th)
- Named Advanced-A Central Division Pitcher of the Week with Advanced-A Dayton on August 21 after tossing seven scoreless innings in his start on August 21, a complete game

Struck out a season-high 10 batters three times on the season (June 15 against Fort Wayne, July 22 at Fort Wayne, and Aug. 20 against Lake County)...tossed a 2-2 record with a 1.85 ERA (10 ER/48.2 IP) in nine starts on the road compared to a 2-3 record with a 5.11 ERA (28 ER/49.1) in 10 starts at home

2020

- Did not participate in the 2020 season after the minor league season was cancelled

2019

- Spent the full season with Single-A Dayton (35 G, 11 GS)
- Fired a 6-3 record with a 3.81 ERA (45 ER/106.1 IP) with 81 strikeouts against 36 walks...held batters to a .259 average

2018

- Split the season between Rookie-level AZL Reds (7 G, 6 GS) and Rookie-level Greenville (4 G)
- With Rookie-level AZL Reds, went 0-1 with a 5.29 ERA (10 ER/17.0 IP) and 15 strikeouts against six walks
- In four outings with Rookie-level Greenville, tossed a 2-0 record with a 6.57 ERA (9 ER/12.1 IP) while holding batters to a .217 average

2017

- Spent his first professional season with the Dominican Summer League Rojas
- Went 4-4 with 2.70 ERA (18 ER/60.0 IP) with 47 strikeouts against 10 walks
- Picked up his first professional win on June 13, tossing five innings and giving up two hits, one run and one walk while striking out six against the Dominican Summer League Rangers 2

Personal

Eduardo Jose Salazar...born May 5, 1998 in Cumana, Venezuela...signed with the Reds as a free agent on March 4, 2017

Career Pitching Record																			
Year	Team	W-L	ERA	G	GS	CG	SHO	SV	IP	H	R	ER	HR	HB	BB	SO	WP	BK	AVG
2017	DSL Rojas	4-4	2.70	12	12	0	0	0	60.0	54	22	18	1	3	10	47	1	2	.245
2018	AZL Reds	0-1	5.29	7	6	0	0	0	17.0	17	12	10	3	1	6	15	2	0	.243
	Greenville	2-0	6.57	4	0	0	0	0	12.1	10	9	9	2	0	6	11	0	1	.217
2019	Dayton	6-3	3.81	35	11	0	0	0	106.1	105	52	45	9	12	36	81	8	4	.259
	Dayton	4-5	3.49	19	19	1	1	0	98.0	81	43	38	6	3	32	107	4	2	.222
2021	Chattanooga	0-1	6.00	1	1	0	0	0	3.0	5	4	2	0	0	1	2	0	0	.333
	Chattanooga	6-10	5.16	27	27	0	0	0	125.2	130	78	72	11	14	64	111	14	6	.270
2023	Chattanooga	0-0	0.68	9	0	0	0	1	13.1	9	2	1	0	1	2	22	2	0	.176
	Louisville	1-1	9.09	27	0	0	0	0	32.2	53	36	33	5	6	20	27	4	0	.379
	CINCINNATI	1-0	8.03	8	0	0	0	0	12.1	16	11	11	0	4	5	5	1	0	.327
Major League - 1 year		1-0	8.03	8	0	0	0	0	12.1	16	11	11	0	4	5	5	1	0	.327
Minor League- 6 years		23-25	4.38	141	76	1	1	1	468.1	464	258	228	37	40	177	423	35	15	.259

Career Single-Game Bests			
Low-Hit Complete Game:	--	Most Strikeouts:	2, June 6, 2023 vs. LAD
Most Innings Pitched Starter:	--	Most Walks:	1, (5x), last, July 1, 2023 vs. SD
Most Innings Pitched Reliever:	3.0, June 3, 2023 vs. MIL	Longest Winning Streak:	1 game, June 6, 2023 - current
Most Earned Runs Allowed:	5, May 30, 2023 at BOS	Longest Losing Streak:	--

Career Fielding Record							
Position	PCT	G	PO	A	E	TC	DP
Pitcher	1.000	8	1	4	0	5	0

Career Transactions

- March 4, 2017: Signed as a Free Agent with the Cincinnati Reds.
- November 16, 2023: Signed as a Free Agent with the Los Angeles Dodgers.

Injured List

- No injuries at the Major League level.



Travis SWAGGERTY

OF | 62

@tswag_21

Bats: Left **Throws:** Left**Height:** 5-10 **Weight:** 200**Opening Day Age:** 26**Born:** August 19, 1997 in Covington, LA**Resides:** Covington, LA**Acquired:** Signed to a minor league contract with the Los Angeles Dodgers on December 14, 2023**ML Service:** 0.008**ML Debut:** June 7, 2022

Career Highlights

- * Signed to a minor league contract by the Dodgers on December 14, 2023
- * Owns a Minor League slashline of .250/341/388 with a .729 OPS with 49 doubles, 16 triples, 27 home runs and 127 RBI in 314 games in the Pirates organization
- * Made his Major League debut as the starter in center field on June 7, 2022 against Detroit and went hitless in three at-bats
- * Singled off LHP Max Fried for his first Major League hit on June 9, 2023 vs. Atlanta
- * Has appeared most at center field, committing 11 errors over 581 total chances in 2005.0 innings
- * Named an MiLB Organization All-Star for the Pirates organization in 2019
- * Drafted in the sixth round of the 2018 MLB Draft by the Pittsburgh Pirates

Year-By-Year

2023

- Began the season with Triple-A Indianapolis before going on rehab assignments with Single-A Bradenton and Advanced-A Greensboro
- Was released by the Pirates and signed by the Chicago White Sox to a minor league contract on August 15...was assigned to ACL White Sox but did not appear
- Combined for a .195/319/364 slashline with four doubles, three triples, a home run and five RBI between the three levels

2022

- Began the season with Indianapolis, where he finished second on the team with 55 RBI
- Was recalled by Pittsburgh on June 5 and made his Major League debut as the starter in center field on June 7 against Detroit and went hitless in three at-bats
- Singled off Max Fried for his first Major League hit on June 9 vs. Atlanta
- Appeared in five games with Pittsburgh, going 1-for-9 with four strikeouts
- In 107 games with Triple-A Indianapolis, slashed .254/348/399 with a .747 OPS with 15 doubles, eight triples, nine home runs and 55 RBI

Hit safely in eight straight games from 5/17-25, going 13-for-30 (.433) and raising average from .174 to .253...recorded six multi-hit games over a seven-game span from 5/27 through 6/3, going 12-for-49 (.414) with three doubles, a triple, two home runs, eight RBI and a 1.293 OPS... hit safely in each of his first six Triple-A games in June, going 10-for-25 (.400) with a pair of home runs and nine RBI and hit safely in 13 of his 15 games in June, going 18-for-57 (.316) with two doubles, a triple, four home runs and 16 RBI...reached base safely in 21 straight games with Indianapolis from 5/27 through 7/2, going 27-for-83 (.325) with four doubles, two triples, four homers, 19 RBI and a .964 OPS

2021

- Began season at the alternate training site in Pittsburgh...was assigned to Triple-A Indianapolis to begin the minor league season where he played in just 12 games before suffering a season-ending right shoulder injury on 5/18 (diving back to first base on a pickoff attempt)
- Hit .220 (9-for-41) with three home runs and seven RBI in 12 games
- Made all nine defensive appearances in center field

Went 3-for-4 in his first game of the season on 5/4 Iowa; also began the game with a leadoff home run- the first Opening Day leadoff home run in the Victory Field era...also connected for a leadoff homer in Triple-A Indianapolis's home opener on 5/11 vs. Toledo...had shoulder surgery on June 4 performed by Dr. Keith Meister

2020

- Did not play a regular season game due to the COVID-19 pandemic...spent season at Pittsburgh's alternate training site in Altoona

2019

- Spent entire season with Advanced-A Bradenton (121 G), hitting .265 (121-for-457) with 20 doubles, three triples, nine home runs and 40 RBI
- Led the Florida State League in runs scored, ranked fifth in walks, sixth in hits and stolen bases and ninth in OBP
- Made all 121 defensive appearances (120 starts) in center field and led all FSL outfielders with 312 putouts and 322 total chances
- Was named to the Florida State League mid-season All-Star team; started in center field on 6/15 in Jupiter and hit a solo homer in the second inning for the final run scored of a 2-0 win for the South Division All-Stars
- Named MiLB Organization All-Star for Pittsburgh

Delivered first career walk-off hit on 5/15 vs. Ft. Myers with a 10th-inning, bases-loaded infield single that lifted Bradenton to a 7-6 victory...hit .324 (69-for-213) over his final 57 games and ranked second among Florida State League hitters in that time along with the second-best hit total (69) and on-base percentage (.389)...compiled a 12-game hitting streak from 6/29-7/10 and batted .447 (21-for-47)...was named Florida State League Player-of-the-Week for the week of 7/1-7...hit a pair of solo home runs on 8/17 at Lakeland for his first career multi-homer game...produced his second 12-game hitting streak from 8/11 (game 2) thru 8/22 (19-for-45; 422)...was named FSL Player-of-the-Week for the week of 8/12-18...reached base safely in 29 of his final 30 games from 7/26-8/29; hit .330 (36-for-109) and produced the third-highest on-base percentage (.408) in the Florida State League over that period

2018

- Made professional debut with Class-A Short-Season West Virginia Black Bears on 6/21 vs. State College and went 0-for-3 with a walk...notched a .288/365/463 slashline in 36 games
- Recorded first professional hit in next game on 6/23; going 3-for-4 with a double, RBI and a season-high three runs and hit first career home run and triple on 7/7 vs. Auburn
- Earned a late-season promotion to Single-A West Virginia Power on 8/15 and went 1-for-4 with a triple in his full-season debut...finished with a .129/225/226 slashline in 16 games

Was selected as a New York-Penn League mid-season All-Star; started the game in center field and went 1-for-2 with two RBI at the plate...was ranked as Pittsburgh's No. 4 prospect by Baseball America and No. 3 by MLB.com at the conclusion of the season...was also ranked by Baseball America as the New York-Penn League's No. 2 prospect

Personal

Travis Wade Swaggerty, Jr...wife's name is Peyton...has one daughter; Sutton Hollie (9/12/21)...is a 2015 graduate of Denham Springs (LA) High School...was named 5A All-State by the Louisiana Sports Writers Association as a utility player in high school...played three seasons at the University of South Alabama and batted .318 with 28 homers, 125 RBI, 34 doubles, two triples and 48 stolen bases in 174 career games...was the second-highest drafted player out of South Alabama's baseball program (Glenn Borgmann, 9th overall by Twins in 1971) and first Jaguar taken in the first round since 1990 (Mike Zimmerman, 27th overall by Pirates)...signed by Pirates scout Darren Mazerowski

Career Batting Record

Year	Team	AVG	G	AB	R	H	2B	3B	HR	RBI	SH	SF	HBP	BB	SO	SB	CS	OBP	SLG	E
2018	West Virginia	.288	36	139	22	40	9	1	4	15	2	0	2	15	40	9	3	.365	.453	4
	West Virginia	.129	16	62	6	8	1	1	1	5	0	1	1	7	18	0	0	.225	.226	1
2019	Bradenton	.265	121	457	79	121	20	3	9	40	5	3	2	57	116	23	8	.347	.381	3
2021	Indianapolis	.220	12	41	6	9	0	0	3	7	0	0	1	6	8	3	0	.333	.439	1
2022	Indianapolis	.254	107	398	55	101	15	8	9	55	1	1	1	57	117	20	5	.348	.399	3
	PITTSBURGH	.111	5	9	0	1	0	0	0	0	0	0	0	4	0	0	0	.111	.111	1
2023	Bradenton	.111	4	9	2	1	0	0	0	0	0	0	0	5	5	1	0	.429	.111	0
	Greensboro	.333	1	3	1	1	0	1	0	0	0	0	0	2	0	0	0	.600	1.000	0
	Indianapolis	.200	17	65	13	13	4	2	1	5	0	0	2	5	19	3	1	.278	.369	1
Minor League - 5 years		.250	314	1174	184	294	49	16	27	127	8	5	9	154	323	59	17	.341	.388	12
Major Leagues - 1 year		.111	5	9	0	1	0	0	0	0	0	0	0	0	4	0	0	.111	.111	1

Career Single-Game Bests

Most Hits: 1, June 9, 2022 at ATL
 Most RBI: --
 Most Home Runs: --
 Most Runs Scored: --

Most Stolen Bases: --
 Most Walks: --
 Longest Hitting Streak: 1 game, June 9, 2022
 Grand Slams: --

Career Fielding Record

Position	PCT	G	PO	A	E	TC	DP
Left Field	.500	3	1	0	1	2	0
Center Field	.000	1	0	0	0	0	0

Career Transactions

- June 4, 2018: Drafted by the Pittsburgh Pirates in the 1st round (10th pick) of the 2018 amateur draft. Player signed June 15, 2018.
- July 19, 2023: Released by the Pittsburgh Pirates.
- August 15, 2023: Signed as a Free Agent with the Chicago White Sox.
- October 10, 2023: Released by the Chicago White Sox.
- December 11, 2023: Signed as a Free Agent with the Los Angeles Dodgers.

Injured List

- No injuries at the Major League level



Trey
SWEENEY

IF | 89

@trey.sweeney3

Bats: Left **Throws:** Right

Height: 6-2 **Weight:** 212

Opening Day Age: 23

Born: April 24, 2000 in Louisville, KY

Resides: Louisville, KY

Acquired: Via trade from the New York Yankees in exchange for IF Jorbit Vivas and LHP Victor Gonzalez

Career Highlights

- * Highly touted shortstop joins the Dodgers after spending the last three seasons in the New York Yankees organization
- * Amassed a professional slashline of .248/.361/.429 with a 790 OPS in 243 games
- * Smashed his first professional home run in his second career game on July 31, 2021, a solo shot to right field
- * Owns a career .955 fielding percentage at shortstop over 223 games...committed 36 errors over 881 total chances in 1,923.0 innings
- * Acquired by the Dodgers from the New York Yankees on December 11, 2023 in exchange for LHP Víctor González and INF Jorbit Vivas
- * Selected in the first round (No. 20 overall) in the 2021 MLB Draft by the New York Yankees

Year-By-Year

2023

- Played the whole season with Double-A Somerset (100 games)
- Boasted a .252/.367/.411 slashline with a .778 OPS with 20 doubles, two triples, 13 home runs and 49 RBI
- Garnered a career-high .966 fielding percentage in 98 games at shortstop, committing 11 errors over 326 total chances in 859 innings

Stroked a career-high four RBI on May 11 against Portland after finishing the day 2-for-3 with a run, a home run and two walks...had his best month in June, slashing .269/.347/.574 with a .921 OPS, eight home runs and 18 RBL...racked up a .277 batting average against righties compared to a .161 average against lefties

2022

- Spent a bulk of the season with Advanced-A Hudson Valley before being promoted to Double-A Somerset on September 6
- With Advanced-A Hudson Valley, slashed .241/.350/.415 with 18 doubles, four triples, 14 home runs and 51 RBI in 100 games
- In 11 games with Double-A Somerset, clubbed a .233 average (10-for-43) with a .735 OPS
- Played in a combined 97 games at shortstop between both teams, registering a .951 fielding percentage...committed 19 errors across 386 total chances in 841.0 innings

Slashed .251/.355/.464 with an .819 OPS in away games compared to .230/.344/.361 with a .705 OPS at home...had his best month in June, slashing .270/.363/.472 with an .835 OPS in 23 games with Advanced-A Hudson Valley...hit .290 with runners at first base

2021

- Began the season with Rookie-level FCL Yankees before spending a majority of the season with Single-A Tampa
- In three games with Rookie-level FCL Yankees, notched a .600 average (3-for-5) with one home run, one RBI and four walks

- With Single-A Tampa, slashed .245/.357/.518 with a .875 OPS
- Smashed his first professional home run in his second career game on July 31, a solo shot to right field

Personal

Trey Thomas Sweeney...born on April 24, 2000 in Louisville, KY...attended Eastern Illinois University...hit .328 with 17 homers, 96 RBIs and 7 steals in his college career...slashed.382/.522/.712 with 14 home runs in 48 games in 2021 at Eastern Illinois and was named the Ohio Valley Conference's Player of the Year...selected in the first round (No. 20 overall) in the 2021 MLB Draft by the New York Yankees

Career Batting Record

Year	Team	AVG	G	AB	R	H	2B	3B	HR	RBI	SH	SF	HBP	BB	SO	SB	CS	OBP	SLG	E
2021	FCL Yankees	.600	3	5	4	3	0	0	1	1	0	0	0	4	2	1	0	.778	1.200	0
	Tampa	.245	29	110	26	27	4	4	6	13	0	0	1	18	29	3	1	.357	.518	6
2022	Hudson Valley	.241	100	390	70	94	18	4	14	51	0	1	7	59	108	29	2	.350	.415	18
	Somerset	.233	11	43	6	10	1	0	2	5	0	0	0	7	10	2	1	.340	.395	1
2023	Somerset	.252	100	397	67	100	20	2	13	49	0	2	8	65	90	20	7	.367	.411	11
Minor League - 3 years		.248	243	945	173	234	43	10	36	119	0	3	16	153	239	55	11	.361	.429	36

Career Transactions

- July 11, 2021: Drafted by the New York Yankees in the first round of the MLB Draft
- December 11, 2023: Traded to the Los Angeles Dodgers from the New York Yankees in exchange for IF Jorbit Vivas and LHP Victor Gonzalez.

Injured List

- No injuries at the Major League level



Ryan WARD

OF | 68

@rwardo12

Bats: Left **Throws:** Right**Height:** 5-11 **Weight:** 200**Opening Day Age:** 26**Born:** February 23, 1998 in Worcester, Massachusetts**Resides:** Worcester, MA**Acquired:** Drafted by the Los Angeles Dodgers in the eighth round of the 2019 First-Year Player Draft out of Bryant University

Career Highlights

- * All-purpose outfielder enters his fifth season in the Dodger organization and second big league camp after spending all last season with Triple-A Oklahoma City
- * The Massachusetts native owns a Minor League career slashline of .256/.332/.467 with 77 doubles, 13 triples, 80 home runs, 280 RBI, and 170 extra base hits...has stolen 32 bases and scored 275 runs
- * Has appeared in all three outfield positions, spending most of his time in left field (214 G, 208 GS) garnering a .975 fielding percentage...committing only nine errors out of 359 total chances over 1,812.2 innings...has also spent time at first base
- * Named Texas League Player of the Week on August 7, 2022, clubbing a .357 average (10-for-28) including three home runs, a double, and 11 RBI
- * Earned Midwest League Player of the Month for August 2021 with Advanced-A Great Lakes, slashing .323/.409/.698 with 10 home runs and six doubles in 24 games which
- * Named MiLB.com Organization All-Star in 2021 with Advanced-A Great Lakes
- * Slugged his first professional home run on July 5, 2019 with Rookie-level Ogden off of Carlos Luna
- * Drafted by the Los Angeles Dodgers in the eighth round of the 2019 First-Year Player Draft out of Bryant University

Year-By-Year

2023

- Appeared in 139 games for Triple-A Oklahoma City
- Notched a .234/.324/.424 slashline with a .748 OPS with 27 doubles, six triples, 21 home runs and 95 RBI
- Spent most of the season at left field (52 G, 48 GS) for a .974 fielding percentage, committing two errors in 76 total chances over 434.1 innings...also played at first base (42 GS), right field (21 G, 20 GS), and 27 games as designated hitter (26 GS)
- In July, slashed .318/.392/.568 in 22 games with four doubles, six home runs and 17 RBI...hit .243 off of righties (95-for-391) compared to .211 (31-for-147) off of lefties...recorded a career-high 10 total bases on June 13 against Salt Lake after going 3-for-4 with three runs, a double, a walk, two home runs and four RBI

2022

- Spent the entirety of the season with Double-A Tulsa (116 G), slashing .255/.319/.486 with 48 extra base hits and a career-high 28 home runs
- Was even vs. righties and lefties, hitting .254 (91-for-359) with nine home runs and 18 RBI and .257 (26-for-101) with 19 home runs and 60 RBI respectively
- Played 84 games in left field, for a .968 fielding percentage...committed five errors in 157 total chances
- Named Texas League Player of the Week on August 7, hitting .357 (10-for-28) including three home runs, a double, and 11 RBI
- Collected three, two-home run games (April 22, May 17, July 23), combining to go 8-for-15 with 10 RBI...had five RBI on April 22, a season-high

2021

- Played the entire season with Advanced-A Great Lakes, playing four different positions: left field (53 G), center field (1 G), right field (15 G, 14 GS), and first base (2 G, 1 G) over 109 games
- Hit .278 (122-for-439), crushing 27 home runs, 21 doubles, and 84 RBI...struck out 118 times and walked 47 times
- Had his best month in August, slashing .323/.409/.698 with 10 home runs and six doubles in 24 games which earned him Midwest League Player of the Month
- Registered a .976 fielding percentage in left field, committing only two errors in 84 total chances
- Named a MiLB.com Organization All-Star

2020

- Did not participate in the 2020 season after the minor league season was cancelled

2019

- Played 49 games for Rookie-level Ogden, totaling a .271 batting average (51-for-188) with 11 doubles, two triples, four homers, and 23 RBI
- Slugged his first professional home run on July 5, 2019 with Rookie-level Ogden off of Carlos Luna
- Garnered a .304/.370/.486 slashline versus right-handed pitchers and .150/.227/.150 versus lefties
- Featured at every outfield position, spending a majority of the season in left field (25 G, 23 GS) with a 1.000 fielding percentage, committed no errors in 42 total chances

Personal

Ryan Joseph Ward...born in Worcester, Massachusetts, on February 23, 1998...played three seasons of college ball at Bryant University...slashed .409/.449/.636 in his second season at Bryant, becoming first player in D1 program history to bat over .400...drafted by the Los Angeles Dodgers in the eighth round of the 2019 First-Year Player Draft

Career Batting Record

Year	Team	AVG	G	AB	R	H	2B	3B	HR	RBI	SH	SF	HBP	BB	SO	SB	CS	OBP	SLG	E
2019	Ogden	.271	49	188	35	51	11	2	4	23	0	1	1	19	30	7	4	.340	.415	2
2021	Great Lakes	.278	109	439	91	122	21	3	27	84	0	3	5	47	118	8	6	.352	.524	5
2022	Tulsa	.255	116	459	62	117	18	2	28	78	0	2	5	39	116	5	1	.319	.486	5
2023	Oklahoma City	.234	139	538	87	126	27	6	21	95	0	3	5	68	157	12	5	.324	.424	8
Minor League - 4 years		.256	413	1624	275	416	77	13	80	280	0	9	16	173	421	32	16	.332	.467	20

Career Transactions

- June 11, 2019: Drafted by the Los Angeles Dodgers in the eighth round of the 2019 First Year Player Draft out Bryant University.

Injured List

- No injuries at the Major League level



**Justin
WILSON**

LHP | 35

@jjwilson18

Bats: Left **Throws:** Left
Height: 6-2 **Weight:** 205
Opening Day Age: 36
Born: August 18, 1987 in Anaheim, California
Resides: Anaheim, CA
Acquired: Signed to a minor league contract on February 16, 2024
ML Service: 11.035
ML Debut: August 12, 2012

Career Highlights

- * Southern California native joins the Dodgers after signing a minor league contract on February 16, 2024
- * Southpaw owns a Major League record of 33-24 with a 3.41 ERA (177 ER/467.0 IP) and 18 saves with 510 strikeouts against 210 walks over 527 relief appearances with Pittsburgh (2012-14), New York-AL (2015, 2021), Detroit (2016-17), Chicago-NL (2017-18), New York-NL (2019-20) and Cincinnati (2021-2022)
- * Registered a Minor League record of 37-30 with a 3.77 ERA (224 ER/535.0 IP) and three saves with 482 strikeouts against 263 walks in 129 games (101 starts)
- * Made his Major League debut Aug. 20, 2012 in San Diego, tossing 1.0 scoreless inning while giving up two hits and striking out three...recorded his first strikeout against Yonder Alonso in five pitches...did not factor in the decision
- * Recorded the 200th strikeout of his major league career on April 13, 2016 at Pittsburgh, fanning Josh Harrison in the seventh inning
- * Pitched in each of the first three games of the 2016 season, throwing a scoreless inning in each appearance, becoming the seventh Tigers pitcher since 1913 to appear in each of the team's first three games of the season and the first since Jose Valverde in 2010
- * Garnered his first Major League win on April 21, 2013 against Atlanta, firing 1.1 scoreless innings and giving up one hit and one walk while striking out one
- * Collected his first Major League save on July 27, 2016 at Boston, throwing a scoreless inning with one strikeout
- * Notched his first professional win in his first game on April 10, 2009, going five innings and giving up three hits, three runs, one homer run, one hit batter and two walks while striking out four against Potomac
- * Ranked second in the Eastern League in 2010 in strikeouts (134) and fourth in ERA (3.09) and finished with the second-highest strikeout total in Altoona history behind Ian Snell's 142 in 2004
- * Drafted by Pittsburgh in the fifth round of the 2008 MLB Draft

Year-By-Year

2023

- Signed as a free agent with Milwaukee on February 18
- Made rehab assignments with Rookie-level ACL Brewers and Triple-A Nashville while recovering from Tommy John surgery, going a combined 1-0 with a 1.93 ERA (2 ER/9.1 IP) and 12 strikeouts against one walk in 10 relief appearances
- Placed back on the injured list on July 29 for the rest of the season

2022

- Was limited to just five relief appearances with Cincinnati before landing on the 10-day injured list on 4/27 with a left elbow injury...went 0-1 with a 2.45 ERA (1 ER/3.2 IP) while striking out seven
- Was transferred to the 60-day injured list on 5/27 and on 6/3 underwent Tommy John surgery to repair the torn ulnar collateral ligament

2021

- Signed by the Yankees as a free agent on February 23 before being traded to Cincinnati on July 28

- In 21 relief appearances for the Yankees, tossed a 1-1 record with a 7.50 ERA (15 ER/18.0 IP) with 15 strikeouts against nine walks

- With Cincinnati, fired a 0-0 record with a 2.81 ERA (5 ER/16.0 IP) in 21 relief outings while holding batters to a .237 average

- Made three rehab appearances for Triple-A Scranton/Wilkes, spinning three scoreless innings with two walks and two strikeouts

Was on the Yankees' 10-day Injured List from 3/31-4/8 (left shoulder inflammation) and again from 5/29- 6/29 (right hamstring strain)...shut out opponents in 18 of his 21 appearances for the Reds...allowed a combined eight of his 20 earned runs in two appearances in which he didn't retire a batter...for the Yankees, retired the first batter in 16 of his 21 appearances...stranded six of his nine inherited runners...on 7/21 vs. Philadelphia, made the 500th appearance of his Major League career

2020

- Went 2-1 with a 3.66 ERA (8 ER/19.2 IP) and 23 strikeouts against nine walks in 23 relief appearances with the Mets

Did not allow an earned run in 18 of his 23 outings and allowed more than one earned run in just two appearances...of his eight earned runs allowed, six came over two appearances (3ER on 7/29 vs. Boston and 8/26 vs. Miami)...earned the win on 8/18 at Miami, becoming the 10th pitcher (11th time) in franchise history to earn a win on his birthday and the first to do so since Dillon Gee on 4/28/12 at Colorado...finished the season with a 7.0-inning scoreless streak (spanning eight games from 9/5)...allowed one earned run over his final 11.0 innings (0.82 ERA) with 12 strikeouts in 12 appearances...pitched on three straight days from 9/15-17, doing so for the first time since 5/6-8/16

2019

- Signed with the Mets in free agency on January 28

- Tossed a 4-2 record and a 2.54 ERA (11 ER/39.0 IP) with four saves in 45 relief appearances with 44 strikeouts against 19 walks...his lowest ERA since posting a 2.08 earned run average in 2013

- Had two stints on the Injured List with left elbow soreness from April 22 to May 6 and May 11 to July 2, going on rehab assignments with Triple-A Syracuse and Class-A Short Season Brooklyn...spun a combined 0-0 record in four games (three starts) with a 2.25 ERA (1 ER/4.0 IP)

Recorded a 1.82 ERA (six earned runs/29.2 innings) in his final 35 appearances from July 2 to September 24....allowed just two earned runs in 22.2 innings (0.79 ERA) from July 2 to September 6...held his opponents scoreless in 11-consecutive outings from August 11 to September 6, stretching a season-best 10.0 innings...earned his first win as a Met in the team's second game of the season, throwing a perfect seventh inning in an 11-8 victory over the Nationals at Nationals Park

2018

- Made 71 relief appearances with the Cubs for a 4-5 record with a 3.46 ERA (21 ER/54.2 IP) with 69 strikeouts against 33 walks

- Held his opponent scoreless in 56 of 71 relief appearances

Stranded 34 of 37 inherited runners...his 91.9 percent inherited runner stranded rate led the NL and was second in the majors behind Oakland's Ryan Buchter (93.3 percent)...retired 49 of 71 first batters faced...limited left-handed batters to a .190 average (15-79) and a .342 slugging mark...Right-handed hitters batted .244 (30-123) with a .358 slugging percentage...finished with a 2.12 ERA (seven earned runs/29.2 innings) in 37 road outings, the 10th-best mark by a left-handed reliever (min. 20 road appearances)...posted a 0.71 ERA (1 ER/12.2 innings) in 12 May outings while walking seven, striking out 13 and holding the opponent to a .143 average (6-42) and a .427 OPS...recorded a season-best 11.1 scoreless innings streak, May 22-June 13...tied his career-high mark with four strikeouts on June 2 at the Mets

2017

- Began the season with the Tigers before being traded to the Cubs at the trade deadline

- Posted a 3-4 record with a 2.68 ERA (12 ER/40.1 IP) in 42 relief outings with Detroit with 13 saves while holding batters to a .157 average

- Notched a 1-0 record with a 5.09 ERA (10 ER/17.2 IP) in 23 games with Chicago with 25 strikeouts against 19 walks

- Made his Cubs debut, August 2 vs. Arizona, allowing one run in 1.0 inning

- Appeared in one postseason game with the Cubs, retiring both batters faced in NLDS Game Four vs. the Nationals

Stuck out a career-best 80 batters in 58.0 innings between Detroit and Chicago...limited batters to a .190 average (40-for-211), including a .170 mark (25-for-147) by righties...did not walk a batter in 11 outings with the Cubs, posting a 1.74 ERA (2 ER/10.1 IP) in those games...did not allow a run in six-straight outings, August 20-31... Went 3-4 with 13 saves and a 2.68 ERA (12 ER/40.1 IP) in 42 relief appearances for the Tigers... named Tigers Pitcher of the Month for April after going 1-1 with one save and a 1.69 ERA (2 ER/10.2 IP) in 12 outings

2016

- Completed his first season with the Tigers after being traded from the Yankees on December 9, 2015

- Appeared in 66 games and posted a 4-5 record with one save, a 4.14 ERA (58.2IP/27ER) and 65 strikeouts

- Collected his first Major League save on July 27 at Boston, throwing a scoreless inning with one strikeout

- Recorded the 200th strikeout of his major league career on April 13, 2016 at Pittsburgh, fanning Josh Harrison in the seventh inning

Ranked tied for seventh in the American League with 25 holds...pitched in each of the first three games of the season, throwing a scoreless inning in each appearance, becoming the seventh Tigers pitcher since 1913 to appear in each of the team's first three games of the season and the first since Jose Valverde in 2010...started the season by not allowing a run in his first 12 appearances from April 5-May 1, a stretch that spanned 11.0 innings...his 12 consecutive scoreless appearances to start a season were the most in his career...dating back to September 30, 2015, Wilson had not allowed a run in 14 straight appearances, tied for the longest streak of his career as he also had a streak of 14 straight scoreless appearances from May 26-June 27, 2015...pitched in 10 games during June and had a 1-0 record with a 1.93 ERA (2 ER/9.1IP) and nine strikeouts...Left-handed hitters posted a .308 (28-for-91) batting average, while righthanders batted .234 (33-for-141) against him...appeared in 34 games at home and was 4-0 with a 3.41 ERA (12 ER/31.2 IP) and 33 strikeouts, while he was 0-5 with one save, a 5.00 ERA (15 ER/27.0 IP) and 32 strikeouts in 32 road outings

2015

- Was acquired by the Yankees from Pittsburgh in exchange for C Francisco Cervelli on November 12, 2014
- Established a career high with 74 appearances in 2015 with the Yankees, finishing the season 5-0 with a 3.10 ERA (21 ER/61.0 IP) with 66 strikeouts against 20 walks
- Tossed 1 1/3 scoreless innings with one walk in the Yankees' Wild Card Game loss vs. Houston

Allowed just seven of his 44 inherited runners (15.9%) to score, which ranked second in the American League and fifth in the majors...retired 54-of-74 (73.0%) first batters faced...earned his first win of the season on April 27 vs. Tampa Bay, throwing a scoreless inning with one strikeout...recorded 10 straight scoreless appearances from April 17-May 7, a stretch that spanned 6 2/3 innings...threw a season-high two innings on June 14 at Baltimore, striking out three batters for the outing since May 15, 2014 with Pittsburgh at Milwaukee...had a career-long 13.1 inning scoreless stretch from May 26-June 27...appeared in 12 games during July and went 1-0 with a 1.80 ERA (10.0IP/2ER) and 13 strikeouts...eld righthanded hitters to a .216 (32-for-148) batting average, while lefthanders hit .236 (17-for-72)

2014

- Went 3-4 with a 4.20 ERA (28 ER/60.0IP) in 70 relief appearances with Pittsburgh, holding batters to a .220 average while striking out 61
- Allowed one hit and one walk in 0.1IP in the Pirates' 8-0 loss to the Giants in the NL Wild Card Game

Surrendered his first home run of the season on July 7 to Matt Adams at St. Louis, snapping a homerless stretch of 52.2IP (56 G) dating back to 7/27/13...beginning on Aug. 7, produced a 2.04 ERA (4 ER/17.2IP) in his final 21 appearances of the regular season and held opponents to a .172 (11-for-64) batting average in that span...went 2-0 with a 4.60 ERA (16 ER/31.1 IP) in 37 games at home compared to 1-4 with a 3.77 ERA (12 ER/28.2 IP) in 33 games on the road...held righties to a .201 average compared to .253 against lefties

2013

- Played his first full year in the Majors with Pittsburgh, recording a 6-1 season with a 2.08 ERA (17 ER/73.2 IP) in 58 relief appearances with 59 strikeouts against 28 walks
- Led National League rookie relief pitchers in ERA and wins, and ranked fourth among all National League left-handed relievers in ERA and sixth in strikeouts
- Garnered his first Major League win on April 21 against Atlanta, firing 1.1 scoreless innings and giving up one hit and one walk while striking out one
- Retired each of the six St. Louis batters he faced in Game Four of the Division Series at PNC Park on 10/7 and surrendered two hits and one run in 0.2ip in Game Five at Busch Stadium on 10/9

Made season debut on Opening Day and tossed 1.1 scoreless frames vs. Chicago Held right-handed batters to a .189 average (33-for-175) and lefties to a .200 mark (17-for-85)...posted a 1.80 ERA (8 ER/40.0 IP) and did not allow a home run in his 32 appearances at PNC Park...recorded an ERA below 1.70 in four of the six months of the season...pitched more than 1.0 inning in 24 of his 58 appearances and posted a 1.31 ERA (3 ER/20.2 IP) when pitching 2.0 innings or more (nine games)...improved record to 4-0 after tossing a scoreless ninth inning in Pittsburgh's walk off win on 5/17 vs. Houston...won his fifth straight decision to start the season on 6/2 vs. Cincinnati

2012

- Spent most of the season with Triple-A Indianapolis, going 9-6 with a 3.78 ERA (57 ER/135.2 IP) and one shutout while holding batters to a .189 average
- Made his Major League debut Aug. 20 in San Diego, tossing 1.0 scoreless inning while giving up two hits and striking out three...recorded his first strikeout against Yonder Alonso in five pitches...did not factor in the decision
- Finished the season with Pittsburgh 0-0 with a 1.93 ERA (1 ER/4.2 IP) in eight relief outings
- Ranked second in the International League in strikeouts (138) and led all Pittsburgh farmhands in that department
- Tossed 6.1 perfect innings and 8.0 no-hit frames before a heavy rain caused the game vs. Charlotte on 8/9 to be called; it was the first no-hitter at Victory Field in Indianapolis since Ian Snell blanked Norfolk on 5/15/05

Became the fourth International League pitcher, and the first since 1946, to be involved in two no-hitters during the same season...was named International League Pitcher of the Week for the week of 4/23-30...also captured Pitcher of the Week honors for the week of 6/11-18...won season-high four straight decisions from 6/11 through 7/24...was recalled by Pittsburgh on 9/1 and made seven relief appearances to end the season...was charged with just one run in his eight games with the Pirates, but surrendered at least one hit in six of the eight games

2011

- Spent the whole season with Triple-A Indianapolis, firing a 11-8 record with a 4.13 ERA (57 ER/124.1 IP) and three saves in four opportunities

- Recorded first professional save on 8/12 at Louisville

- Led Triple-A Indianapolis in wins and tied for fifth in the International League

Won six straight decisions from 5/12 through 6/12...picked up saves in back-to-back outings on 8/22 and 8/26...went 2-1 with three saves (four chances) and a 3.21 ERA (5 ER/14.0 IP) in his nine relief appearances and 8-7 with a 4.24 ERA (52 ER/110.1 IP) in his 21 starts

2010

- Played the full season with Double-A Altoona, spinning an 11-8 record with 3.09 ERA (49 ER/142.2 IP) in 27 games (26 starts) with 134 strikeouts against 71 walks

- Ranked second in the league in strikeouts and fourth in ERA and finished with the second-highest strikeout total in Altoona history behind Ian Snell's 142 in 2004

- Was named Eastern League Pitcher of the Week on 8/16 and started Game Three in each of the two rounds of the playoffs and went 2-0 with a 0.00 ERA and 10 strikeouts...was named Eastern League Playoff MVP

Recorded a victory while making first Double-A start on 4/12 vs. Richmond...won four straight starts from 5/23 through 6/8, allowing just three earned runs in 22.2 innings of work (1.59 ERA)...whiffed 10 batters and tossed 6.0 scoreless frames in victory on 5/23 at Erie...won six straight decisions from 5/23 through 7/5...made his first professional relief appearance on 7/5 vs. Binghamton, tossing 5.0 scoreless innings following the start of rehabbing Zach Duke

2009

- Spent the full season with Advanced-A Lynchburg for a 6-8 record with a 4.50 ERA (58 ER/116.0 IP) in 26 games with 94 strikeouts against 55 walks

- Notched his first professional win in his first game on April 10, going five innings and giving up three hits, three runs, one homer run, one hit batter and two walks while striking out four against Potomac

Personal

Justin James Wilson...married to wife Amanda....the couple has a daughter named Etta and a son named Nash... graduated from Buchanan (CA) High School...played three seasons at Fresno State University and earned the win in the deciding game of the 2008 College World Series vs. Georgia (1 ER/8.0 IP, nine strikeouts)...was named to the All-Tournament Team...his grandfather, Bill Wilson, was a Major League outfielder with Chicago-AL (1950, '53-54), Philadelphia-AL (1954) and Kansas City (1955)...his father, Jim Wilson, was an infielder in the Minor Leagues with Boston

Career Pitching Record																			
Year	Team	W-L	ERA	G	GS	CG	SHO	SV	IP	H	R	ER	HR	HB	BB	SO	WP	BK	AVG
2009	Lynchburg	5-8	4.50	26	26	0	0	0	116.0	118	64	58	14	7	55	94	6	0	.262
2010	Altoona	11-8	3.09	27	26	0	0	0	142.2	109	59	49	4	7	71	134	6	1	.215
2011	Indianapolis	10-8	4.13	30	21	0	0	3	124.1	121	68	57	12	4	67	94	4	0	.254
2012	Indianapolis	9-6	3.78	29	25	1	1	0	135.2	91	60	57	12	7	66	138	6	0	.189
	PITTSBURGH	0-0	1.93	8	0	0	0	0	4.2	10	1	1	0	0	3	7	1	0	.455
2013	PITTSBURGH	6-1	2.08	58	0	0	0	0	73.2	50	17	17	4	3	28	59	5	0	.192
2014	PITTSBURGH	3-4	4.20	70	0	0	0	0	60.0	49	30	28	4	3	30	61	4	0	.220
2015	NEW YORK-AL	5-0	3.10	74	0	0	0	0	61.0	49	21	21	3	2	20	66	4	0	.223
2016	DETROIT	4-5	4.14	66	0	0	0	1	58.2	61	29	27	6	1	17	65	4	0	.263
2017	DETROIT	3-4	2.68	42	0	0	0	13	40.1	22	12	12	5	0	16	55	3	0	.157
	CHICAGO-NL	1-0	5.09	23	0	0	0	0	17.2	18	11	10	0	1	19	25	1	0	.254
2018	CHICAGO-NL	4-5	3.46	71	0	0	0	0	54.2	45	22	21	5	0	33	69	4	1	.223
2019	Brooklyn	0-0	0.00	2	1	0	0	0	2.0	2	0	0	0	0	1	4	0	1	.250
	Syracuse	0-0	4.50	2	2	0	0	0	2.0	3	1	1	0	0	0	4	0	0	.333
	NEW YORK-NL	4-2	2.54	45	0	0	0	4	39.0	22	12	11	4	2	19	44	4	1	.228
2020	NEW YORK-NL	2-1	3.66	23	0	0	0	0	19.2	18	10	8	1	1	9	23	3	0	.240
2021	Scranton/Wilkes-Barre	0-0	0.00	3	0	0	0	0	3.0	0	0	0	0	0	2	2	0	0	.000
	NEW YORK-AL	1-1	7.50	21	0	0	0	0	18.0	18	17	15	5	1	9	15	1	0	.250
	CINCINNATI	0-0	2.81	21	0	0	0	0	16.0	14	5	5	1	0	7	14	1	0	.237
2022	CINCINNATI	0-1	2.45	5	0	0	0	0	3.2	3	1	1	0	0	0	7	0	0	.231
2023	ACL Brewers	0-0	3.00	3	0	0	0	0	3.0	2	1	1	1	0	0	6	0	0	.182
	Nashville	1-0	1.42	7	0	0	0	0	6.1	7	1	1	1	0	1	6	0	0	.280
Major League - 14 years		59-43	3.79	482	61	3	0	33	792.1	721	376	334	86	35	258	754	38	1	.240
Minor League-7 years		37-30	3.77	129	101	1	1	3	535.0	453	254	224	44	25	263	482	22	2	.229

Career Postseason Pitching Record

Year	Team	W-L	ERA	G	GS	CG	SHO	SV	IP	H	R	ER	HR	HB	BB	SO	WP	BK
2013	NLDS: PIT vs. STL	0-0	3.38	2	0	0	0	0	2.2	2	1	1	0	0	1	3	0	0
2014	NLWC: PIT vs. SF	0-0	0.00	1	0	0	0	0	0.1	1	0	0	0	0	1	1	1	0
2015	ALWC: NYY vs HOU	0-0	0.00	1	0	0	0	0	1.1	0	0	0	0	0	1	0	0	0
2017	NLDS: CHC vs. WAS	0-0	0.00	1	0	0	0	0	0.2	0	0	0	0	0	0	0	0	0
2018	NLWC: CHC vs. COL	0-0	0.00	1	0	0	0	0	0.1	0	0	0	0	0	0	0	0	0
Postseason Totals		0-0	1.69	6	0	0	0	0	5.1	3	1	1	0	0	3	4	1	0
WC Totals		0-0	0.00	3	0	0	0	0	2.0	1	0	0	0	0	2	1	1	0
LDS Totals		0-0	2.70	3	0	0	0	0	3.1	2	1	1	0	0	1	3	0	0

Career Single-Game Bests

Low-Hit Complete Game:	--	Most Strikeouts:	4, (4x), last, June 2, 2018 at NYM
Most Innings Pitched Starter:	--	Most Walks:	3, (7x), last, July 29, 2020 vs. BOS
Most Innings Pitched Reliever:	3.1, April 15, 2013 vs. STL	Longest Winning Streak:	5 games, (2x), last, April 15 - Sept. 6, 2015
Most Earned Runs Allowed:	5, July 3, 2021 at NYY	Longest Losing Streak:	3 games, (2x), last, July 7 - August 10, 2016

Career Fielding Record

Position	PCT	G	PO	A	E	TC	DP
Pitcher	.945	527	18	34	3	55	1

Career Transactions

- June 7, 2005: Drafted by the Los Angeles Dodgers in the 37th round of the 2005 amateur draft, but did not sign.
- June 5, 2008: Drafted by the Pittsburgh Pirates in the 5th round of the 2008 amateur draft. Player signed August 13, 2008.
- November 12, 2014: Traded by the Pittsburgh Pirates to the New York Yankees for Francisco Cervelli.
- December 9, 2015: Traded by the New York Yankees to the Detroit Tigers for Luis Cessa and Chad Green.
- July 31, 2017: Traded by the Detroit Tigers with Alex Avila to the Chicago Cubs for Jeimer Candelario, Isaac Paredes and cash.
- January 28, 2019: Signed as a Free Agent with the New York Mets.
- February 23, 2021: Signed as a Free Agent with the New York Yankees.
- July 28, 2021: Traded by the New York Yankees with Luis Cessa to the Cincinnati Reds for a player to be named later. The Cincinnati Reds sent Jason Parker (minors) (August 30, 2021) to the New York Yankees to complete the trade.
- February 18, 2023: Signed as a Free Agent with the Milwaukee Brewers.
- February 16, 2024: Signed as a Free Agent with the Los Angeles Dodgers.

Injured List

- April 22 - May 6, 2019 (left elbow soreness)
- May 11 - July 2, 2019 (left elbow soreness)
- March 31 - April 9, 2021 (undisclosed)
- May 29 - June 30, 2021 (undisclosed)
- April 27 - November 6, 2022 (tommy john surgery)
- March 29 - June 28, 2023 (tommy john recovery)
- July 29 - November 2, 2023 (lat strain)

HISTORY IN THE MAKING




YOUR FRONT ROW SEAT

SPECTRUM
SPORTSNET 



OPPONENTS



Arizona Diamondbacks

Chase Field (1998) | 401 E. Jefferson St. | Phoenix, AZ 85004 | (602) 462-6000

Executive Vice President & General Manager.....Mike Hazen
 Manager.....Torey Lovullo (8th season w/ ARI, 495-537)



Year-By-Year Series Results (1998-2023)

Year	Home	Road	Totals	Year	Home	Road	Totals	Year	Home	Road	Totals
1998	4-2	4-2	8-4	2008	6-3	4-5	10-8	2018	5-4	3-7	8-11
1999	4-2	2-5	6-7	2009	6-3	5-4	11-7	2019	7-2	4-6	11-8
2000	5-2	1-5	6-7	2010	7-2	6-3	13-5	2020	3-0	5-2	8-2
2001	4-5	5-5	9-10	2011	3-6	5-4	8-10	2021	9-1	7-2	16-3
2002	5-5	5-4	10-9	2012	3-6	3-6	6-12	2022	7-2	7-3	14-5
2003	4-5	5-5	9-10	2013	3-6	6-4	9-10	2023	5-2	3-3	8-5
2004	8-1	8-2	16-3	2014	7-2	8-2	15-4				
2005	1-8	4-5	5-13	2015	8-2	5-4	13-6				
2006	7-2	3-6	10-8	2016	7-2	5-3	12-7				
2007	4-5	6-3	10-8	2017	5-5	3-6	8-11				

All-Time Series

All-Time Series Record
 259-193
 At Chase Field
 120-108
 At Dodger Stadium
 137-85

Postseason

2017 NLDS W, 3-0
 2023 NLDS L, 0-3

2024 Schedule

Dates	Site
4/29-5/1	ARI
5/20-22	LA
7/2-4	LA
8/30-9/2	ARI

Series Facts

Last Dodger 3-Game Sweep, at LA Sept.13-15, 2021
 Last Dodger 4-Game Sweep, at LA August 28-30, 2023
 Last Dodger 3-Game Sweep, at ARI June 18-20, 2021
 Last Dodger 4-Game Sweep, at ARI May 26-29, 2022
 Last Arizona 3-Game Sweep, at LA Sept. 4-6, 2017
 Last Arizona 4-Game Sweep, at LA Never Accomplished
 Last Arizona 3-Game Sweep, at ARI April 2-4, 2018
 Last Arizona 4-Game Sweep, at ARI Never Accomplished

Most Runs Scored vs. ARI 22, July 10, 2021 at LA
 Most Runs Allowed vs. ARI 18, May 17, 2014 at ARI
 Largest Margin of Victory 21, July 10, 2021 at LA (22-1)
 Largest Margin of Defeat 10 games, May 16 - Sept. 13, 2022
 Longest Losing Streak 8 games, July 2-Aug.29, 2005
 Last Doubleheader Sept. 2-4, 2022

Atlanta Braves

SunTrust Park (2017) | 755 Battery Avenue | Atlanta, GA 30339 | (404) 522-7630

Executive Vice President & General Manager.....Alex Anthopoulos
 Manager.....Brian Snitker (9th season w/ ATL, 646-509)



Year-By-Year Series Results (1958-2023)

Year	Home	Road	Totals	Year	Home	Road	Totals	Year	Home	Road	Totals
1958	8-3	6-5	14-8	1980	3-6	4-5	7-11	2002	2-1	2-1	4-2
1959	6-6	8-4	14-10	1981	5-4	2-3	7-7	2003	1-2	1-2	2-4
1960	5-6	7-4	12-10	1982	5-4	6-3	11-7	2004	2-2	1-2	3-4
1961	7-4	5-6	12-10	1983	6-3	5-4	11-7	2005	1-2	2-1	3-3
1962	6-3	4-5	10-8	1984	5-4	7-2	12-6	2006	1-2	2-1	3-3
1963	4-5	4-5	8-10	1985	7-2	6-3	13-5	2007	2-2	1-2	3-4
1964	3-6	5-4	8-10	1986	5-4	3-6	8-10	2008	2-1	0-3	2-4
1965	5-4	5-4	10-8	1987	6-3	6-3	12-6	2009	1-3	2-1	3-4
1966	7-2	4-5	11-7	1988	7-2	7-2	14-4	2010	2-2	1-3	3-5
1967	8-1	2-7	10-8	1989	5-4	5-2	10-6	2011	3-1	2-1	5-2
1968	6-3	3-6	9-9	1990	7-2	5-4	12-6	2012	1-2	2-1	3-3
1969	6-3	3-6	9-9	1991	5-4	6-3	11-7	2013	2-2	0-3	2-5
1970	5-4	7-2	12-6	1992	5-4	1-8	6-12	2014	3-0	3-1	6-1
1971	5-4	4-5	9-9	1993	3-3	2-5	5-8	2015	2-1	1-2	3-3
1972	2-4	6-3	8-7	1994	0-3	0-3	0-6	2016	3-0	2-1	5-1
1973	9-0	6-2	15-2	1995	3-2	1-3	4-5	2017	2-2	2-1	4-3
1974	5-4	5-4	10-8	1996	3-3	4-2	7-5	2018	2-1	3-1	5-2
1975	7-2	3-6	10-8	1997	2-3	3-3	5-6	2019	3-0	1-2	4-2
1976	6-3	4-5	10-8	1998	1-2	0-6	1-8	2021	3-0	1-2	4-2
1977	6-3	7-2	13-5	1999	2-4	2-1	4-5	2022	2-1	2-1	4-2
1978	6-3	7-2	13-5	2000	1-2	1-5	2-7	2023	1-3	2-1	3-4
1979	3-6	3-6	6-12	2001	2-1	3-1	5-2				

All-Time Series

All-Time Series Record
 1,205-1,041-22
 At SunTrust Park
 117
 At Dodger Stadium
 228-154

Postseason

1996 NLDS L, 0-3
 2013 NLDS W, 3-1
 2018 NLDS W, 3-1
 2020 NLCS W, 4-3
 2021 NLCS L, 2-4

2024 Schedule

Dates	Site
5/3-5	LA
9/13-16	ATL

Series Facts

Last Dodger 3-Game Sweep, at LA August 3-Sept. 1, 2021
 Last Dodger 4-Game Sweep, at LA July 26-29, 1990
 Last Dodger 3-Game Sweep, at ATL July 26-28, 2018
 Last Dodger 4-Game Sweep, at ATL April 7-10, 1988
 Last Atlanta 3-Game Sweep, at LA April 18-20, 2008
 Last Atlanta 4-Game Sweep, at LA Never Accomplished
 Last Atlanta 3-Game Sweep, at ATL May 17-19, 2013
 Last Atlanta 4-Game Sweep, at ATL Never Accomplished

Most Runs Scored vs. ATL 20, 2x, last: July 15, 1957 at ATL
 Most Runs Allowed vs. ATL 17, July 3, 1913 at BOS
 Largest Margin of Victory 16, 2x, last: July 15, 1957 at ATL (20-4)
 Largest Margin of Defeat 16, May 7, 1918 at BOS (16-0)
 Longest Winning Streak 14 games, 2x, last: 4/15/52-9/3/52
 Longest Losing Streak 8 games, 3x, last: 7/21/97-8/15/98
 Last Doubleheader June 28, 1991

Chicago Cubs

Wrigley Field (1914) | 1060 W. Addison St. | Chicago, IL 60613 | (773) 404-2827

President, Baseball Operations.....Jed Hoyer
 Manager.....Craig Counsell (1st season w/CHC, 0-0)



Year-By-Year Series Results (1958-2023)

Year	Home	Road	Totals	Year	Home	Road	Totals	Year	Home	Road	Totals
1958	4-7	7-4	11-11	1980	4-2	3-3	7-5	2002	1-2	3-0	4-2
1959	5-6	6-5	11-11	1981	2-2	2-4	4-6	2003	2-1	2-1	4-2
1960	6-5	7-4	13-9	1982	4-2	3-3	7-5	2004	2-1	2-1	4-2
1961	7-4	8-3	15-7	1983	3-3	3-3	6-6	2005	0-3	2-1	2-4
1962	7-2	7-2	14-4	1984	3-3	2-4	5-7	2006	1-2	1-2	2-4
1963	4-5	7-2	11-7	1985	3-3	4-2	7-5	2007	2-1	3-1	5-2
1964	5-4	3-6	8-10	1986	4-2	2-4	6-6	2008	2-2	0-3	2-5
1965	7-2	3-6	10-8	1987	3-3	3-3	6-6	2009	3-1	2-2	5-3
1966	6-3	4-5	10-8	1988	2-4	6-0	8-4	2010	3-1	1-2	4-3
1967	4-5	5-4	9-9	1989	2-4	3-3	5-7	2011	1-2	2-1	3-3
1968	3-6	3-6	6-12	1990	4-2	5-1	9-3	2012	3-0	1-2	4-2
1969	3-3	3-3	6-6	1991	6-0	4-2	10-2	2013	2-1	4-0	6-1
1970	3-3	3-3	6-6	1992	2-4	4-2	6-6	2014	1-2	3-1	4-3
1971	1-5	3-3	4-8	1993	3-3	2-4	5-7	2015	2-1	2-2	4-3
1972	3-3	1-5	4-8	1994	1-2	2-1	3-3	2016	2-1	1-3	3-4
1973	4-2	3-3	7-5	1995	2-4	3-3	5-7	2017	3-0	0-0	3-0
1974	5-1	5-1	10-2	1996	2-4	3-4	5-8	2018	2-2	1-2	3-4
1975	4-2	3-3	7-5	1997	3-2	3-3	6-5	2019	3-1	1-2	4-3
1976	5-1	4-2	9-3	1998	3-0	2-4	5-4	2020	3-1	0-3	3-4
1977	4-2	2-4	6-6	1999	4-2	3-0	7-2	2021	3-0	4-0	7-0
1978	4-2	4-2	8-4	2000	1-2	5-1	6-3	2022	1-2	3-1	4-3
1979	4-2	3-3	7-5	2001	2-1	0-3	2-4	2023			

All-Time Series

All-Time Series Record
 1,070-1,050-14
 At Wrigley Field
 418-430-7
 At Dodger Stadium
 182-134

Postseason

2008 NLDS W, 3-0
 2016 NLCS L, 2-4
 2017 NLCS W, 4-1

2024 Schedule

Dates	Site
4/5-7	CHC
9/9-11	LA

Series Facts

Last Dodger 3-Game Sweep, at LA May 26-28, 2017
 Last Dodger 4-Game Sweep, at LA July 7-10, 2022
 Last Dodger 3-Game Sweep, at CHC May 7-8, 2022
 Last Dodger 4-Game Sweep, at CHC Aug. 1-4, 2013
 Last Chicago 3-Game Sweep, at LA May 30- June 1, 2005
 Last Chicago 4-Game Sweep, at LA July 6-8, 1971
 Last Chicago 3-Game Sweep, at CHC May 4-6, 2021
 Last Chicago 4-Game Sweep, at CHC Sept. 12-15, 1935
 Most Runs Scored vs. CHC 18, 2x, last: April 20, 1974 at CHC
 Most Runs Allowed vs. CHC 20, 3x, last: 5/5/01 at CHC
 Largest Margin of Victory 15, Aug. 10, 1922 at BRK (16-1)
 Largest Margin of Defeat 19, May 5, 2001 at CHC (1-20)
 Longest Winning Streak 10 games, 2x, June 25, 2021- July 10, 2022
 Longest Losing Streak 16 games, July 28, 1908-June 20, 1909
 Last Doubleheader May 7, 2022

Cincinnati Reds

Great American Ball Park (2003) | 100 Joe Nuxhall Way | Cincinnati, OH 45202 | (513) 765-7000

President, Baseball Operations.....Nick Krall
 Manager.....David Bell (6th season w/ CIN, 333-375)



Year-By-Year Series Results (1960-2023)

Year	Home	Road	Totals	Year	Home	Road	Totals	Year	Home	Road	Totals
1960	6-5	4-7	10-12	1981	4-5	4-3	8-8	2002	1-2	1-2	2-4
1961	4-7	6-5	10-12	1982	4-5	7-2	11-7	2003	3-0	1-2	4-2
1962	5-4	4-5	9-9	1983	6-3	5-4	11-7	2004	0-3	2-1	2-4
1963	6-3	4-5	10-8	1984	5-4	6-3	11-7	2005	2-2	2-1	4-3
1964	2-7	2-7	4-14	1985	6-3	5-4	11-7	2006	3-0	3-0	6-0
1965	7-2	5-4	12-6	1986	6-3	2-7	8-10	2007	3-0	1-2	4-2
1966	7-2	5-4	12-6	1987	5-4	3-6	8-10	2008	3-0	4-1	7-1
1967	6-3	4-5	10-8	1988	5-4	6-3	11-7	2009	3-0	2-1	5-1
1968	4-5	5-4	9-9	1989	6-3	4-5	10-8	2010	1-2	3-3	4-5
1969	4-5	4-5	8-10	1990	4-5	5-4	9-9	2011	0-3	2-1	2-4
1970	2-7	3-6	5-13	1991	6-3	6-3	12-6	2012	2-1	2-1	4-2
1971	7-2	4-5	11-7	1992	3-6	4-5	7-11	2013	3-1	0-3	3-4
1972	2-4	3-5	5-9	1993	4-2	4-3	8-5	2014	2-1	2-2	4-3
1973	4-5	3-6	7-11	1994	2-1	4-2	6-3	2015	3-1	3-0	6-1
1974	5-4	7-2	12-6	1995	2-1	1-3	3-4	2016	3-0	2-2	5-2
1975	7-2	3-6	10-8	1996	5-1	3-3	8-4	2017	3-0	3-0	6-0
1976	3-6	2-7	5-13	1997	3-3	2-3	5-6	2018	0-4	1-2	1-6
1977	3-6	5-4	8-10	1998	3-3	1-2	4-5	2019	3-0	2-1	5-1
1978	4-5	5-4	9-9	1999	1-3	2-1	3-4	2020	2-1	1-2	3-3
1979	3-6	4-5	7-11	2000	2-4	3-0	5-4	2021	4-0	3-0	7-0
1980	3-6	6-3	9-9	2001	0-3	2-1	2-4	2022	1-2	1-2	2-4

All-Time Series

All-Time Series Record
 1,147-1,109-13*
 At Great American Ball Park
 39-23
 At Dodger Stadium
 207-177

Postseason

1995 NLDS L, 0-3

2024 Schedule

Dates	Site
5/16-19	LA
5/24-26	CIN

Series Facts

Last Dodger 3-Game Sweep, at LA June 9-11, 2017
 Last Dodger 4-Game Sweep, at LA April 14-17, 2022
 Last Dodger 3-Game Sweep, at CIN June 21-23, 2022
 Last Dodger 4-Game Sweep, at CIN Never Accomplished
 Last Cincinnati 3-Game Sweep, at LA June 13-15, 2011
 Last Cincinnati 4-Game Sweep, at LA Aug. 5-8, 1976
 Last Cincinnati 3-Game Sweep, at CIN Sept. 6-8, 2013
 Last Cincinnati 4-Game Sweep, at CIN Sept. 22-24, 1969
 Most Runs Scored vs. CIN 25, Sept. 23, 1901 at CIN
 Most Runs Allowed vs. CIN 23, June 8, 1940 at CIN
 Largest Margin of Victory 19, Sept. 23, 1901at CIN (25-6)
 Largest Margin of Defeat 21, June 8, 1940 at CIN (23-2)
 Longest Winning Streak 13 games, July 21, 1947(1)-May 13, 1948
 Longest Losing Streak 10 games, 2x, last: 7/27/26 (2)-9/15/26
 Last Doubleheader Sept. 17, 1987 at LA

Colorado Rockies

Coors Field (1995) | 2001 Blake St. | Denver, CO 80205 | (303) 292-0200

General Manager..... Bill Schmidt
 Manager..... Bud Black (8th season w/ COL, 476-556)



Year-By-Year Series Results (1993-2023)

Year	Home	Road	Totals	Year	Home	Road	Totals	Year	Home	Road	Totals
1993	3-4	3-3	6-7	2004	6-3	5-5	11-8	2015	7-3	4-5	11-8
1994	1-2	5-2	6-4	2005	5-4	3-7	8-11	2016	8-2	4-5	12-7
1995	4-3	5-1	9-4	2006	8-2	7-2	15-4	2017	4-5	5-5	9-10
1996	4-2	3-4	7-6	2007	4-5	2-7	6-12	2018	7-3	6-4	13-7
1997	2-4	5-1	7-5	2008	5-4	5-4	10-8	2019	8-1	7-3	15-4
1998	3-3	3-3	6-6	2009	7-2	7-2	14-4	2020	4-2	3-1	7-3
1999	2-4	3-4	5-8	2010	5-4	6-3	11-7	2021	6-3	7-3	13-6
2000	5-1	4-3	9-4	2011	6-3	3-6	9-9	2022	6-3	5-5	11-8
2001	6-4	5-4	11-8	2012	7-2	3-6	10-8	2023	6-0	4-3	10-3
2002	7-2	5-5	12-7	2013	4-6	5-4	9-10				
2003	8-2	4-5	12-7	2014	7-2	6-4	13-6				

All-Time Series

All-Time Series Record
 306-209
 At Coors Field
 134-114
 At Dodger Stadium
 165-90

2024 Schedule

Dates	Site
5/31-6/2	LA
6/17-20	COL
9/20-22	LA
9/27-29	COL

Series Facts

Last Dodger 3-Game Sweep, at LA July 4-6, 2022
 Last Dodger 4-Game Sweep, at LA August 10-13, 2023
 Last Dodger 3-Game Sweep, at COL April 5-7, 2019
 Last Dodger 4-Game Sweep, at COL Never Accomplished
 Last Colorado 3-Game Sweep, at LA Sept. 25-27, 2007
 Last Colorado 4-Game Sweep, at LA Sept. 7-10, 2017
 Last Colorado 3-Game Sweep, at COL Aug. 10-12, 2018
 Last Colorado 4-Game Sweep, at COL Sept. 18 (1)-20, 2007

Most Runs Scored vs. COL 22, July 21, 2001 at COL
 Most Runs Allowed vs. COL 18, Sept. 17, 1999 at COL
 Largest Margin of Victory 15, July 21, 2001 at COL (22-7)
 Largest Margin of Defeat 14, Sept. 17, 2014 at COL (16-2)
 Longest Winning Streak 12 games, Sept. 9, 2018 - June 27, 2019
 Longest Losing Streak 7 games, Sept. 18-27, 2007
 Last Doubleheader Sept. 26, 2023

Miami Marlins

Marlins Park (2012) | 501 Marlins Way | Miami, FL 33125 | (305) 480-1300

President of Baseball Operations..... Peter Bendix
 Manager..... Skip Schumaker (2nd season w/MIA, 84-78)



Year-By-Year Series Results (1993-2023)

Year	Home	Road	Totals	Year	Home	Road	Totals
1993	3-3	4-2	7-5	2014	2-1	1-2	3-3
1994	2-1	1-2	3-3	2015	2-1	2-1	4-2
1995	2-2	5-1	7-3	2016	0-4	1-2	1-6
1996	5-2	2-4	7-6	2017	3-1	3-0	6-1
1997	4-2	0-5	4-7	2018	1-2	1-2	2-4
1998	1-2	4-2	5-4	2019	3-0	2-1	5-1
1999	2-4	0-3	2-7	2021	2-1	1-3	3-4
2000	3-0	4-2	7-2	2022	3-0	3-1	6-1
2001	3-1	2-1	5-2	2023	2-1	1-2	3-3
2002	2-1	1-2	3-3				
2003	3-0	2-2	5-2				
2004	1-2	2-1	3-3				
2005	1-2	1-3	2-5				
2006	2-1	3-0	5-1				
2007	1-2	2-2	3-4				
2008	1-3	3-0	4-3				
2009	1-2	2-1	3-3				
2010	1-2	1-2	2-4				
2011	2-1	1-2	3-3				
2012	2-1	2-1	4-2				
2013	2-1	3-1	5-2				

All-Time Series

All-Time Series Record
 122-99
 At Marlins Park
 20-16
 At Dodger Stadium
 62-46

2024 Schedule

Dates	Site
5/6-8	LA
9/17-19	MIA

Series Facts

Last Dodger 3-Game Sweep, at LA August 19-21, 2022
 Last Dodger 4-Game Sweep, at LA Never Accomplished
 Last Dodger 3-Game Sweep, at FLA/MIA July 14-16, 2017
 Last Dodger 4-Game Sweep, at FLA/MIA Never Accomplished
 Last Marlins 3-Game Sweep, at LA Never Accomplished
 Last Marlins 4-Game Sweep, at LA April 25-28, 2016
 Last Marlins 3-Game Sweep, at FLA/MIA Sept. 6-8, 1999
 Last Marlins 4-Game Sweep, at FLA/MIA Never Accomplished

Most Runs Scored vs. FLA/MIA 15, August 13, 2019 at MIA
 Most Runs Allowed vs. FLA/MIA 15, Aug. 16, 2006 at LA
 Largest Margin of Victory 14, August 13, 2019 at MIA (15-1)
 Largest Margin of Defeat 11, Aug. 16 at LA (4-15)
 Longest Winning Streak 6 games (3x), May 18, 2018 - August 14, 2019
 Longest Losing Streak 5 games, April 25-Sept. 9, 2016
 Last Doubleheader August 19, 2023

Milwaukee Brewers

Miller Park (2001) | One Brewers Way | Milwaukee, WI 53214 | (414) 902-4400

President, Baseball Operations.....Matt Arnold
 Manager.....Pat Murphy (1st season w/ MIL, O-O)



Year-By-Year Series Results (1998-2023)

Year	Home	Road	Totals	Year	Home	Road	Totals	Year	Home	Road	Totals
1998	4-2	1-2	5-4	2009	1-2	2-1	3-3	2021	3-0	1-3	4-3
1999	2-1	5-1	7-2	2010	1-2	3-0	4-2	2022	2-2	2-1	4-3
2000	1-2	2-2	3-4	2011	1-1	1-3	2-4	2023	1-2	3-0	5-1
2001	3-0	2-1	5-1	2012	1-2	0-4	1-6				
2002	3-0	2-1	5-1	2013	2-1	2-1	4-2				
2003	1-2	3-0	4-2	2014	0-3	1-2	1-5				
2004	2-1	1-2	3-3	2015	2-1	2-2	4-3				
2005	3-1	2-0	5-1	2016	3-1	2-1	5-2				
2006	3-0	1-2	4-2	2017	1-2	2-1	3-3				
2007	2-1	1-2	3-3	2018	2-2	2-1	4-3				
2008	2-1	2-1	4-2	2019	1-2	3-1	4-3				

All-Time Series

All-Time Series Record
 96-68
 At Miller Park
 40-30
 At Dodger Stadium
 48-33

Postseason

2018 NLCS W, 4-3
 2020 NLWC W, 2-0

2024 Schedule

Dates	Site
7/6-7	LA
8/12-15	MIL

Series Facts

Last Dodger 3-Game Sweep, at LA August 15-17, 2023
 Last Dodger 4-Game Sweep, at LA Never Accomplished
 Last Dodger 3-Game Sweep, at MIL Aug. 24-26, 2010
 Last Dodger 4-Game Sweep, at MIL Never Accomplished
 Last Milwaukee 3-Game Sweep, at LA Aug. 15-17, 2014
 Last Milwaukee 4-Game Sweep, at LA May 28-31, 2012
 Last Milwaukee 3-Game Sweep, at MIL Never Accomplished
 Last Milwaukee 4-Game Sweep, at MIL Never Accomplished

Most Runs Scored vs. MIL 21, Aug. 2, 2018 vs. MIL
 Most Runs Allowed vs. MIL 11, 2x, last: May 5, 2010 vs. MIL
 Largest Margin of Victory 16, Aug. 2, 2018 vs. MIL (21-5)
 Largest Margin of Defeat 9, Sept. 6, 2006 at MIL (0-9)
 Longest Winning Streak 6 games, 2x, last: May 4, 2005-Sept. 6, 2006
 Longest Losing Streak 4 games, May 28-31, 2012
 Last Doubleheader None

New York Mets

Citi Field (2009) | 126th Street | Flushing, NY 11368 | (718) 507-METS

President, Baseball Operations.....David Stearns
 Manager.....Carlos Mendoza (1st season w/ NYM, O-O)



Year-By-Year Series Results (1962-2022)

Year	Home	Road	Totals	Year	Home	Road	Totals	Year	Home	Road	Totals
1962	8-1	8-1	16-2	1983	3-2	4-3	7-5	2004	1-2	2-1	3-3
1963	8-1	8-1	16-2	1984	2-4	1-5	3-9	2005	2-1	1-2	3-3
1964	8-1	7-2	15-3	1985	3-3	4-2	7-5	2006	1-2	2-2	3-4
1965	6-3	6-3	12-6	1986	2-4	1-5	3-9	2007	4-3	1-2	5-5
1966	7-2	5-4	12-6	1987	3-3	3-3	6-6	2008	2-1	1-3	3-4
1967	7-2	5-4	12-6	1988	0-6	1-4	1-10	2009	3-0	2-1	5-1
1968	3-6	4-5	7-11	1989	2-4	3-3	5-7	2010	3-1	0-3	3-4
1969	4-2	0-6	4-8	1990	3-3	2-4	5-7	2011	1-3	1-2	2-5
1970	4-2	3-3	7-5	1991	4-2	3-3	7-5	2012	1-3	3-0	4-3
1971	3-3	2-4	5-7	1992	4-2	1-5	5-7	2013	3-0	2-1	5-1
1972	4-2	3-3	7-5	1993	4-2	4-2	8-4	2014	2-1	2-1	4-2
1973	4-2	3-3	7-5	1994	4-2	2-4	6-6	2015	1-2	2-2	3-4
1974	3-3	2-4	5-7	1995	3-3	3-3	6-6	2016	2-2	2-1	4-3
1975	2-4	4-2	6-6	1996	4-2	4-2	8-4	2017	4-0	3-0	7-0
1976	4-2	3-3	7-5	1997	3-3	3-2	6-5	2018	1-2	3-0	4-2
1977	5-1	3-3	8-4	1998	1-3	2-2	3-5	2019	3-1	2-1	5-2
1978	4-2	3-3	7-5	1999	1-3	3-1	4-4	2021	3-1	3-0	6-1
1979	6-0	3-3	9-3	2000	3-3	1-2	4-5	2022	2-2	1-2	3-4
1980	5-1	2-4	7-5	2001	1-2	1-2	2-4	2023	1-2	2-1	3-3
1981	3-0	2-1	5-1	2002	1-2	3-0	4-2				
1982	3-3	3-3	6-6	2003	1-2	2-1	3-3				

All-Time Series

All-Time Series Record
 358-280-1
 At Citi Field
 28-15
 At Dodger Stadium
 193-132

Postseason

1988 NLCS W, 4-3
 2006 NLDS L, 0-3
 2015 NLDS L, 2-3

2024 Schedule

Dates	Site
4/19-21	LA
5/27-29	NYM

Series Facts

Last Dodger 3-Game Sweep, at LA Aug. 12-14, 2013
 Last Dodger 4-Game Sweep, at LA June 19-22, 2017
 Last Dodger 3-Game Sweep, at NY August 13-15, 2021
 Last Dodger 4-Game Sweep, at NY Aug. 16-18 (2), 1963
 Last New York 3-Game Sweep, at LA Aug. 28-30, 1989
 Last New York 4-Game Sweep, at LA Never Accomplished
 Last New York 3-Game Sweep, at NY April 27-28, 2010
 Last New York 4-Game Sweep, at NY Never Accomplished

Most Runs Scored vs. NY 17, 2x, last: May 14, 1962 at NYM
 Most Runs Allowed vs. NY 15, July 25, 2015 at NYM
 Largest Margin of Victory 14, July 14, 1962 at NY (17-3)
 Largest Margin of Defeat 13, July 25, 2015 at NYM (2-15)
 Longest Winning Streak 11 games, Jul 31, 1963-May 21, 1964
 Longest Losing Streak 9 games, May 18, 1986-Aug. 30, 1986
 Last Doubleheader April 27, 2010

Philadelphia Phillies

Citizens Bank Park (2004) | One Citizens Bank Way | Philadelphia, PA 19148 | (215) 463-6000

General Manager.....Sam Fuld
 Manager.....Rob Thompson (3rd season w/ PHI, 155-118)



Year-By-Year Series Results (1958-2023)

Year	Home	Road	Totals	Year	Home	Road	Totals	Year	Home	Road	Totals
1958	6-5	4-7	10-12	1980	3-3	3-3	6-6	2002	2-1	2-2	4-3
1959	11-0	6-5	17-5	1981	1-2	2-1	3-3	2003	2-2	0-3	2-5
1960	8-3	8-3	16-6	1982	3-3	1-5	4-8	2004	1-2	0-3	1-5
1961	7-4	10-1	17-5	1983	6-0	5-1	11-1	2005	1-2	2-1	3-3
1962	9-0	5-4	14-4	1984	1-5	2-4	3-9	2006	2-2	2-1	4-3
1963	2-7	5-4	7-11	1985	1-5	3-3	4-8	2007	2-1	2-1	4-2
1964	4-5	4-5	8-10	1986	3-3	2-4	5-7	2008	4-0	0-4	4-4
1965	4-5	5-4	9-9	1987	1-5	1-5	2-10	2009	2-2	2-1	4-3
1966	7-2	4-5	11-7	1988	5-1	6-0	11-1	2010	1-2	1-2	2-4
1967	2-7	4-5	6-12	1989	4-2	2-4	6-6	2011	0-3	1-2	1-5
1968	6-3	4-5	10-8	1990	4-2	4-2	8-4	2012	1-2	4-0	5-2
1969	4-2	4-2	8-4	1991	5-1	2-4	7-5	2013	3-1	2-1	5-2
1970	2-4	4-1	6-5	1992	3-3	2-4	5-7	2014	1-3	2-1	3-4
1971	5-1	2-4	7-5	1993	1-5	1-5	2-10	2015	3-1	2-1	5-2
1972	3-3	4-2	7-5	1994	5-1	2-4	7-5	2016	2-1	2-1	4-2
1973	4-2	5-1	9-3	1995	2-4	2-5	4-9	2017	3-0	1-3	4-3
1974	4-2	2-4	6-6	1996	4-3	3-3	7-6	2018	2-2	1-2	3-4
1975	3-3	4-2	7-5	1997	5-1	5-0	10-1	2019	3-0	2-2	5-2
1976	1-5	4-2	5-7	1998	3-3	2-1	5-4	2021	2-1	2-1	4-2
1977	4-2	2-4	6-6	1999	2-1	4-2	6-3	2022	1-3	2-1	3-4
1978	4-2	3-3	7-5	2000	4-2	1-2	5-4	2023	3-0	1-2	4-2
1979	3-3	0-6	3-9	2001	3-0	0-3	3-3				

All-Time Series

All-Time Series Record
 1,185-928-14
 At Citizens Bank Park
 31-30
 At Dodger Stadium
 181-144

Postseason

1977 NLCS..... W, 3-1
 1978 NLCS..... W, 3-1
 1983 NLCS..... L, 1-3
 2008 NLCS..... L, 1-4
 2009 NLCS..... L, 1-4

2024 Schedule

Dates	Site
7/9-11	PHI
8/5-7	LA

Series Facts

Last Dodger 3-Game Sweep, at LA May 1-3, 2023
 Last Dodger 4-Game Sweep, at LA Aug. 11-14, 2008
 Last Dodger 3-Game Sweep, at PHI Aug. 22-24, 1997
 Last Dodger 4-Game Sweep, at PHI June 4-7, 2012
 Last Philadelphia 3-Game Sweep, at LA Aug. 8-10, 2011
 Last Philadelphia 4-Game Sweep, at LA Aug. 29-Sept. 1, 1985
 Last Philadelphia 3-Game Sweep, at PHI May 18-20, 2004
 Last Philadelphia 4-Game Sweep, at PHI Aug. 22-25, 2008
 Most Runs Scored vs. PHI 22, 2x, last: Sept. 23, 1939 at PHI
 Most Runs Allowed vs. PHI 19, Sept. 12, 1961 at LA
 Largest Margin of Victory 18, Sept. 23, 1939 (1) at PHI (22-4)
 Largest Margin of Defeat 15, June 28, 2013 at LA (1-16)
 Longest Winning Streak 16 games, April 19-Sept. 21, 1945
 Longest Losing Streak 12 games, May 8-Sept. 16, 1905
 Last Doubleheader April 9, 2006

Pittsburgh Pirates

PNC Park (2001) | 115 Federal Street | Pittsburgh, PA 15212 | (412) 323-5000

Sr. Vice President and General Manager.....Ben Cherington
 Manager.....Derek Shelton (5th season w/ PIT, 218-328)



Year-By-Year Series Results (1960-2023)

Year	Home	Road	Totals	Year	Home	Road	Totals	Year	Home	Road	Totals
1960	4-7	7-4	11-11	1981	2-1	3-0	5-1	2002	2-1	2-1	4-2
1961	6-5	7-4	13-9	1982	3-3	2-4	5-7	2003	2-1	3-0	5-1
1962	5-4	5-4	10-8	1983	3-3	3-3	6-6	2004	3-0	3-0	6-0
1963	7-2	6-3	13-5	1984	2-4	2-4	4-8	2005	3-1	2-1	5-2
1964	4-5	6-3	10-8	1985	4-2	4-2	8-4	2006	4-2	2-2	6-4
1965	4-5	5-4	9-9	1986	4-2	4-2	8-4	2007	2-1	3-1	5-2
1966	5-4	4-5	9-9	1987	4-2	2-4	6-6	2008	2-1	3-1	5-2
1967	4-5	3-6	7-11	1988	3-3	3-3	6-6	2009	3-0	1-3	4-3
1968	7-2	3-6	10-8	1989	4-2	3-3	7-5	2010	3-1	1-2	4-3
1969	5-1	3-3	8-4	1990	3-3	1-5	4-8	2011	3-1	3-1	6-2
1970	3-3	3-3	6-6	1991	3-3	4-2	7-5	2012	3-0	3-1	6-1
1971	1-5	3-3	4-8	1992	3-3	2-4	5-7	2013	3-0	1-2	4-2
1972	3-3	4-2	7-5	1993	5-1	3-3	8-4	2014	1-3	1-2	2-5
1973	5-1	5-1	10-2	1994	2-1	1-2	3-3	2015	1-2	0-3	1-5
1974	4-2	0-6	4-8	1995	4-3	5-1	9-4	2016	1-2	1-3	2-5
1975	2-4	3-3	5-7	1996	3-3	3-3	6-6	2017	3-0	3-1	6-1
1976	5-1	4-2	9-3	1997	4-1	5-1	9-2	2018	3-0	2-1	5-1
1977	6-0	3-3	9-3	1998	4-2	3-3	7-5	2019	3-0	3-0	6-0
1978	5-1	2-4	7-5	1999	1-2	2-4	3-6	2021	3-0	3-0	6-0
1979	1-5	3-3	4-8	2000	2-4	2-1	4-5	2022	0-3	1-2	1-5
1980	5-1	1-5	6-6	2001	2-1	5-1	7-2	2023	3-1	1-2	4-3

All-Time Series

All-Time Series Record
 1,141-986-13
 At PNC Park
 47-30
 At Dodger Stadium
 197-123

Postseason

1974 NLCS..... W, 3-1

2024 Schedule

Dates	Site
6/4-6	PIT
8/9	LA

Series Facts

Last Dodger 3-Game Sweep, at LA August 16-18, 2021
 Last Dodger 4-Game Sweep, at LA June 3-6, 1968
 Last Dodger 3-Game Sweep, at PIT June 8-10, 2021
 Last Dodger 4-Game Sweep, at PIT Aug. 1-4, 1949
 Last Pittsburgh 3-Game Sweep, at LA May 30 - June 1, 2022
 Last Pittsburgh 4-Game Sweep, at LA Never Accomplished
 Last Pittsburgh 3-Game Sweep, at PIT Aug. 7-9, 2015
 Last Pittsburgh 4-Game Sweep, at PIT Never Accomplished
 Most Runs Scored vs. PIT 23, July 10, 1943 at BKN
 Most Runs Allowed vs. PIT 21, June 20, 1925 at PIT
 Largest Margin of Victory 17, April 17, 1994 at PIT (19-2)
 Largest Margin of Defeat 16, June 20, 1925 at PIT (5-21)
 Longest Winning Streak 16 games, June 6, 2018 - August 18, 2021
 Longest Losing Streak 10 games, July 21, 1910(1)-Aug. 27, 1910
 Last Doubleheader August 1, 2000

St. Louis Cardinals

Busch Stadium (2006) | 700 Clark Street | St. Louis, MO 63102 | (314) 345-9600

Vice President and General Manager.....Mike Girsch
 Manager.....Oliver Marmol (3rd season w/ STL., 164-160)



Year-By-Year Series Results (1960-2022)

Year	Home	Road	Totals	Year	Home	Road	Totals	Year	Home	Road	Totals
1960	7-4	3-8	10-12	1981	2-2	3-3	5-5	2002	0-2	2-2	2-4
1961	7-4	5-6	12-10	1982	3-3	4-2	7-5	2003	2-2	2-0	4-2
1962	2-7	5-4	7-11	1983	5-1	4-2	9-3	2004	2-1	0-3	2-4
1963	5-4	7-2	12-6	1984	3-3	3-3	6-6	2005	1-2	1-3	2-5
1964	6-3	4-5	10-8	1985	4-2	3-3	7-5	2006	0-3	0-4	0-7
1965	5-4	7-2	12-6	1986	4-2	4-2	8-4	2007	2-1	1-2	3-3
1966	4-5	6-3	10-8	1987	2-4	1-5	3-9	2008	1-2	1-2	2-4
1967	4-5	2-7	6-12	1988	4-2	3-3	7-5	2009	1-2	1-3	2-5
1968	4-5	5-4	9-9	1989	3-3	0-6	3-9	2010	3-0	0-4	3-4
1969	2-4	1-5	3-9	1990	2-4	5-1	7-5	2011	1-3	3-0	4-3
1970	2-4	5-1	7-5	1991	4-2	2-4	6-6	2012	5-2	1-3	6-5
1971	3-3	3-3	6-6	1992	2-4	2-4	4-8	2013	1-2	3-1	4-3
1972	4-2	4-2	8-4	1993	1-5	5-1	6-6	2014	3-1	1-2	4-3
1973	5-1	3-3	8-4	1994	1-2	1-2	2-4	2015	1-3	1-2	2-5
1974	2-4	4-2	6-6	1995	3-3	4-2	7-5	2016	2-1	2-1	4-2
1975	2-4	3-3	5-7	1996	4-2	4-2	8-4	2017	2-1	2-2	4-3
1976	6-0	4-2	10-2	1997	2-3	3-3	5-6	2018	0-3	3-1	3-4
1977	5-1	1-5	6-6	1998	2-1	2-4	4-5	2019	3-0	0-4	3-4
1978	3-3	2-4	5-7	1999	2-4	1-2	3-6	2020	2-1	2-2	4-3
1979	3-3	3-3	6-6	2000	1-2	2-4	3-6	2021	2-1	2-1	4-2
1980	5-1	2-4	7-5	2001	2-1	1-2	3-3	2022	2-1	2-1	4-2
								2023	3-0	1-3	4-3

All-Time Series

All-Time Series Record
 1,044-1,038-16
 At New Busch Stadium
 24-33
 At Dodger Stadium
 162-151

Postseason

1985 NLCS L, 2-4
 2004 NLDS L, 1-3
 2009 NLDS W, 3-0
 2013 NLCS L, 2-4
 2014 NLDS L, 1-3
 2021 NLWC W, 1-0

2024 Schedule

Dates	Site
3/28-31	LA
8/16-18	STL

Series Facts

Last Dodger 3-Game Sweep, at LA April 28-30, 2023
 Last Dodger 4-Game Sweep, at LA April 29-May 2, 1976
 Last Dodger 3-Game Sweep, at STL Sept. 13-15, 2018
 Last Dodger 4-Game Sweep, at STL Never Accomplished
 Last St. Louis 3-Game Sweep, at LA July 21-23, 2006
 Last St. Louis 4-Game Sweep, at LA July 1-4, 1968
 Last St. Louis 3-Game Sweep, at STL Aug. 20-22, 2018
 Last St. Louis 4-Game Sweep, at STL April 8-11, 2019

Most Runs Scored vs. STL 22, July 29, 1936(1) at BRK
 Most Runs Allowed vs. STL 22, July 27, 1918(2) at BRK
 Largest Margin of Victory 16, Aug. 30, 1963 at BRK (20-4)
 Largest Margin of Defeat 18, July 24, 1937 at BRK (2-20)
 Longest Winning Streak 14 games, June 5-Aug. 22 (2), 1951
 Longest Losing Streak 9 games, 4x, May 12-July 29, 1944 (2)
 Last Doubleheader July 7, 1987

San Diego Padres

Petco Park (2004) | 100 Park Blvd. | San Diego, CA 92101 | (619) 795-5000

President of Baseball Operations & GM.....A.J. Preller
 Manager.....Mike Shildt (1st season w/ SD, 0-0)



Year-By-Year Series Results (1970-2022)

Year	Home	Road	Totals	Year	Home	Road	Totals	Year	Home	Road	Totals
1970	6-3	5-4	11-7	1988	5-4	2-7	7-11	2006	2-7	3-6	5-13
1971	4-5	9-0	13-5	1989	3-6	3-6	6-12	2007	5-4	3-6	8-10
1972	6-3	7-2	13-5	1990	6-3	3-6	9-9	2008	6-3	5-5	11-7
1973	2-7	7-2	9-9	1991	5-4	5-4	10-8	2009	6-3	4-5	10-8
1974	8-1	8-1	16-2	1992	4-5	5-4	9-9	2010	4-5	4-5	8-10
1975	6-3	5-4	11-7	1993	5-1	4-3	9-4	2011	7-2	6-3	13-5
1976	3-6	3-6	6-12	1994	5-2	1-2	6-4	2012	5-4	6-3	11-7
1977	5-4	7-2	12-6	1995	4-3	3-3	7-6	2013	5-4	6-4	11-8
1978	7-2	2-7	9-9	1996	1-5	4-3	5-8	2014	7-3	5-4	12-7
1979	6-3	3-6	9-9	1997	2-4	3-3	5-7	2015	7-2	7-3	14-5
1980	7-2	2-7	9-9	1998	3-3	2-4	5-7	2016	6-4	5-4	11-8
1981	3-3	3-2	6-5	1999	2-4	1-5	3-9	2017	8-2	5-4	13-6
1982	6-3	3-6	9-9	2000	4-3	4-2	8-5	2018	7-2	7-3	14-5
1983	2-7	4-5	6-12	2001	2-7	7-3	9-10	2019	6-4	7-2	13-6
1984	5-4	5-4	10-8	2002	6-4	4-5	10-9	2020	2-2	4-2	6-4
1985	4-5	4-5	8-10	2003	5-4	3-7	8-11	2021	7-3	5-4	12-7
1986	3-6	3-6	6-12	2004	5-5	5-4	10-9	2022	8-2	6-3	14-5
1987	6-3	5-4	11-7	2005	7-2	4-5	11-7	2023	5-2	4-2	9-4

All-Time Series

All-Time Series Record
 518-419-1
 At PETCO Park
 100-74
 At Dodger Stadium
 275-197

Postseason

2020 NLDS W, 3-0
 2022 NLDS L, 1-3

2024 Schedule

Dates	Site
3/20-21	KOREA
4/12-14	LA
5/10-12	SD
7/30-31	SD
9/24-26	LA

Series Facts

Last Dodger 3-Game Sweep, at LA May 12-14, 2023
 Last Dodger 4-Game Sweep, at LA April 30-May 3, 2009
 Last Dodger 3-Game Sweep, at SD Sept. 10-12, 2021
 Last Dodger 4-Game Sweep, at SD June 28-July 1, 2001
 Last San Diego 3-Game Sweep, at LA April 15-17, 2013
 Last San Diego 4-Game Sweep, at LA June 20-23, 1983
 Last San Diego 3-Game Sweep, at SD June 21-23, 2021
 Last San Diego 4-Game Sweep, at SD April 15-18, 1982

Most Runs Scored vs. SD 19, June 28, 1969 at SD
 Most Runs Allowed vs. SD 14, twice, last: June 27, 1995 at LA
 Largest Margin of Victory 19, June 28, 1969 at SD (19-0)
 Largest Margin of Defeat 12, (3x) last: June 10, 1993 at SD (2-14)
 Longest Winning Streak 16 games, Sept. 9, 1973-Sept. 20, 1974
 Longest Losing Streak 10 games, Sept. 22, 1996-June 28, 1997
 Last Doubleheader Sept. 2, 2017

San Francisco Giants

Oracle Park (2000) | 24 Willie Mays Plaza | San Francisco, CA 94107 | (415) 972-2000

President of Baseball Operations.....Farhan Zaidi
 Manager.....Bob Melvin (1st season w/ SF, O-O)



Year-By-Year Series Results (1958-2023)

Year	Home	Road	Totals	Year	Home	Road	Totals	Year	Home	Road	Totals
1958	7-4	4-7	11-11	1980	5-1	2-4	7-5	2002	0-2	2-2	2-4
1959	6-5	6-5	12-10	1981	2-2	3-3	5-5	2003	2-2	2-0	4-2
1960	7-4	3-8	10-12	1982	3-3	4-2	7-5	2004	2-1	0-3	2-4
1961	7-4	5-6	12-10	1983	5-1	4-2	9-3	2005	1-2	1-3	2-5
1962	2-7	5-4	7-11	1984	3-3	3-3	6-6	2006	0-3	0-4	0-7
1963	5-4	7-2	12-6	1985	4-2	3-3	7-5	2007	2-1	1-2	3-3
1964	6-3	4-5	10-8	1986	4-2	4-2	8-4	2008	1-2	1-2	2-4
1965	5-4	7-2	12-6	1987	2-4	1-5	3-9	2009	1-2	1-3	2-5
1966	4-5	6-3	10-8	1988	4-2	3-3	7-5	2010	3-0	0-4	3-4
1967	4-5	2-7	6-12	1989	3-3	0-6	3-9	2011	1-3	3-0	4-3
1968	4-5	5-4	9-9	1990	2-4	5-1	7-5	2012	5-2	1-3	6-5
1969	2-4	1-5	3-9	1991	4-2	2-4	6-6	2013	1-2	3-1	4-3
1970	2-4	5-1	7-5	1992	2-4	2-4	4-8	2014	3-1	1-2	4-3
1971	3-3	3-3	6-6	1993	1-5	5-1	6-6	2015	1-3	1-2	2-5
1972	4-2	4-2	8-4	1994	1-2	1-2	2-4	2016	6-3	2-8	8-11
1973	5-1	3-3	8-4	1995	3-3	4-2	7-5	2017	6-3	5-5	11-8
1974	2-4	4-2	6-6	1996	4-2	4-2	8-4	2018	5-5	5-4	10-9
1975	2-4	3-3	5-7	1997	2-3	3-3	5-6	2019	6-4	6-3	12-7
1976	6-0	4-2	10-2	1998	2-1	2-4	4-5	2020	4-3	2-1	6-4
1977	5-1	1-5	6-6	1999	2-4	1-2	3-6	2021	4-6	5-4	9-10
1978	3-3	2-4	5-7	2000	1-2	2-4	3-6	2022	8-1	7-3	15-4
1979	3-3	3-3	6-6	2001	2-1	1-2	3-3	2023	3-4	4-2	7-6

All-Time Series

All-Time Series Record
 1,269-1,282-17
 At AT&T Park
 107-104
 At Dodger Stadium
 297-240

Postseason

2021 NLDS W, 3-2

2024 Schedule

Dates	Site
4/1-3	SFG
5/13-15	LA
6/28-30	SFG
7/22-25	LA

Series Facts

Last Dodger 3-Game Sweep, at LA July 28-30, 2017
 Last Dodger 4-Game Sweep, at LA July 21-24, 2022
 Last Dodger 3-Game Sweep, at SF September 16-18, 2022
 Last Dodger 4-Game Sweep, at SF July 1-4, 1977
 Last Giant 3-Game Sweep, at LA June 16-18, 2023
 Last Giant 4-Game Sweep, at LA Never Accomplished
 Last Giant 3-Game Sweep, at SF Sep. 30-Oct. 2 2016
 Last Giant 4-Game Sweep, at SF June 21-24, 2004
 Most Runs Scored vs. SF 19, 2x, last: May 26, 1970 at SF
 Most Runs Allowed vs. SF 26, April 30, 1944(1) at NYG
 Largest Margin of Victory 17, Sept. 13, 2014 at SF (17-0)
 Largest Margin of Defeat 18, (2x), last: April 30, 1944(1) at NYG
 Longest Winning Streak 10 games, July 12, 1953-Sept. 6, 1953
 Longest Losing Streak 12 games, Oct. 2, 1937-July 4, 1938(2)
 Last Doubleheader August 27, 2020 at SF

Washington Nationals

Nationals Park (2008) | 1500 S. Capitol Street, SE | Washington, DC 20003 | (202) 640-7000

President, Baseball Operations and General ManagerMike Rizzo
 Manager.....David Martinez (7th season w/ WAS, 392-478)



Year-By-Year Series Results (1969-2023)

Year	Home	Road	Totals	Year	Home	Road	Totals	Year	Home	Road	Totals
1969	4-2	6-0	10-2	1989	3-3	4-2	7-5	2009	1-1	2-1	3-2
1970	4-2	4-2	8-4	1990	5-1	1-5	6-6	2010	2-1	1-2	3-3
1971	3-3	5-1	8-4	1991	5-1	0-6	5-7	2011	2-1	2-1	4-2
1972	3-3	3-3	6-6	1992	3-3	1-5	4-8	2012	3-0	1-2	4-2
1973	4-2	3-3	7-5	1993	4-2	2-4	6-6	2013	2-1	3-0	5-1
1974	4-2	4-2	8-4	1994	2-4	1-5	3-9	2014	1-2	1-2	2-4
1975	2-4	3-3	5-7	1995	4-2	3-3	7-5	2015	2-1	2-1	4-2
1976	6-0	4-2	10-2	1996	4-2	5-1	9-3	2016	3-0	2-1	5-1
1977	2-4	5-1	7-5	1997	4-1	3-3	7-4	2017	1-2	2-1	3-3
1978	5-1	3-3	8-4	1998	5-1	0-3	5-4	2018	2-1	3-0	5-1
1979	5-1	1-5	6-6	1999	3-3	2-1	5-4	2019	2-2	2-1	4-3
1980	6-0	5-1	11-1	2000	3-1	2-2	5-3	2020	3-0	4-0	7-0
1981	3-0	2-2	5-2	2001	1-2	1-2	2-4	2021	1-2	2-1	3-3
1982	3-3	5-1	8-4	2002	3-1	2-1	5-2	2022	1-2	2-1	3-3
1983	4-2	3-3	7-5	2003	2-1	2-1	4-2	2023	2-1	2-1	3-3
1984	3-3	3-3	6-6	2004	2-1	2-2	4-3				
1985	5-1	2-4	7-5	2005	1-2	1-2	2-4				
1986	4-2	1-5	5-7	2006	3-0	1-2	4-2				
1987	1-5	2-4	3-9	2007	3-0	2-1	5-1				
1988	4-2	4-2	8-4	2008	3-0	0-3	3-3				

All-Time Series

All-Time Series Record
 296-207
 At Nationals Park
 29-17
 At Dodger Stadium
 163-87

Postseason

1981 NLCS W, 3-2
 2016 NLDS W, 3-2
 2019 NLDS L, 2-3

2024 Schedule

Dates	Site
4/15-17	LA
4/23-25	WAS

Series Facts

Last Dodger 3-Game Sweep, at LA April 9-11, 2021
 Last Dodger 4-Game Sweep, at LA Aug. 29-31(2), 1980
 Last Dodger 3-Game Sweep, at MON/WAS May 19-20, 2018
 Last Dodger 4-Game Sweep, at MON/WAS July 1-4, 2021
 Last MON/WAS 3-Game Sweep, at LA Aug. 28-30, 1987
 Last MON/WAS 4-Game Sweep, at LA Never Accomplished
 Last MON/WAS 3-Game Sweep, at MON/WAS Aug. 26-28, 2008
 Last Montreal 4-Game Sweep, at MON/WAS July 11-14, 1991
 Most Runs Scored vs. MON/WAS 15, May 3, 1970 at LA
 Most Runs Allowed vs. MON/WAS 13, May 2, 1982 at LA
 Largest Margin of Victory 14, May 3, 1970 at LA (15-1)
 Largest Margin of Defeat 12, May 2, 1982 at LA (1-13)
 Longest Winning Streak 11 games, June 14-August 31, 1980 (2)
 Longest Losing Streak 7 games, 2x, last: July 6, 1994-May 28, 1995
 Last Doubleheader May 19, 2018 at WAS

Baltimore Orioles

Camden Yards | 333 W Camden St, Baltimore, MD 21201 | (410) 685-9800

Executive Vice President, Baseball Operations & GMMike Elias
 Manager.....Brandon Hyde (7th season w/ BAL, 315-394)



Series Facts

All-Time Series Record	11-7	All-Time Playoff Record	0-4
At Camden Yards	7-5	At Dodger Stadium	4-2
Last Meeting at BAL	2023	Last Meeting in LA	2016

2024 Schedule

Dates	Site
8/27-29	LA

Boston Red Sox

Fenway Park | 4 Jersey St, Boston, MA 02215 | (877) 733-7699

Chief Baseball OfficerCraig Breslow
 Manager.....Alex Cora (6th season w/ BOS, 440-370)



Series Facts

All-Time Series Record	11-10	All-Time Playoff Record	2-8
At Fenway Park	5-7	At Dodger Stadium	6-3
Last Meeting at BOS	2023	Last Meeting in LA	2016

2024 Schedule

Dates	Site
7/19-21	LA

Chicago White Sox

Guaranteed Rate Field | 333 W 35th St, Chicago, IL 60616 | (312) 674-1000

General ManagerChris Getz
 Manager.....Pedro Grifol (2nd season w/ CWS, 61-101)



Series Facts

All-Time Series Record	15-16	All-Time Playoff Record	4-2
At Guaranteed Rate Field	6-8	At Dodger Stadium	9-8
Last Meeting at CWS	2022	Last Meeting in LA	2023

2024 Schedule

Dates	Site
6/24-26	CWS

Cleveland Guardians

Progressive Field (1994) | 2401 Ontario St, Cleveland, OH 44115 | (216) 420-4487

President, Baseball Operations.....Chris Antonetti
 Manager.....Stephen Vogt (1st season w/ CLE, 0-0)



Series Facts

All-Time Series Record	10-8	All-Time Playoff Record	2-5
At Progressive Field	7-2	At Dodger Stadium	3-6
Last Meeting at CLE	2023	Last Meeting in LA	2022

2024 Schedule

Dates	Site
9/6-8	LA

Detroit Tigers

Comerica Park (2000) | 2100 Woodward Ave, Detroit, MI 48201 | (313) 962-4000

President, Baseball Operations.....Scott Harris
 Manager.....A.J. Hinch (3rd season w/ DET, 221-265)



Series Facts

All-Time Series Record	16-12	All-Time Playoff Record	NA
At Comerica Park	5-6	At Dodger Stadium	11-6
Last Meeting at DET	2017	Last Meeting in LA	2023

2024 Schedule

Dates	Site
7/12-14	DET

Houston Astros

Minute Maid Park | 501 Crawford St, Houston, TX 77002 | (713) 259-8000

General Manager..... Dana Brown
 Manager..... Joe Espada (1st season w/ HOU, 0-0)



Series Facts

All-Time Series Record.....	396-329	All-Time Playoff Record.....	6-6
At Minute Maid Park.....	22-25	At Dodger Stadium.....	222-149
Last Meeting at CWS.....	2021	Last Meeting in LA.....	2023

2024 Schedule

Dates	Site
7/26-28.....	HOU

Kansas City Royals

Kauffman Stadium (1973) | 1 Royal Way, Kansas City, MO 64129 | (816) 921-8000

Executive Vice President and General Manager..... J.J. Picollo
 Manager..... Matt Quatraro (2nd season w/ KC, 56-106)



Series Facts

All-Time Series Record.....	10-7	All-Time Playoff Record.....	NA
At Kaufmann Stadium.....	5-7	At Dodger Stadium.....	5-1
Last Meeting at TEX.....	2023	Last Meeting in LA.....	2017

2024 Schedule

Dates	Site
6/14-16.....	LA

Los Angeles Angels

Angel Stadium (1966) | 2000 E. Gene Autry Way | Anaheim, CA 92806 | (714) 940-2000

General Manager..... Perry Minasian
 Manager..... Ron Washington (1st season w/ LAA, 0-0)



Series Facts

All-Time Series Record.....	71-73	All-Time Playoff Record.....	NA
At Angel Stadium.....	30-42	At Dodger Stadium.....	41-21
Last Meeting at DET.....	2023	Last Meeting in LA.....	2023

2024 Schedule

Dates	Site
6/21-22.....	LA
9/3-4.....	ANA

Minnesota Twins

Target Field (2010) | 1 Twins Way, Minneapolis, MN 55403 | (612) 338-9467

President, Baseball Operations..... Derek Falvey
 Manager..... Rocco Baldelli (6th season w/ MIN, 375-333)



Series Facts

All-Time Series Record.....	15-7	All-Time Playoff Record.....	4-3
At Target Field.....	6-5	At Dodger Stadium.....	9-2
Last Meeting at MIN.....	2022	Last Meeting in LA.....	2023

2024 Schedule

Dates	Site
4/8-10.....	MIN

New York Yankees

Yankee Stadium (2009) | 1 E 161 St, The Bronx, NY 10451 | (718) 293-4300

President, Baseball Operations..... Brian Cashman
 Manager..... Aaron Boone (7th season w/ NYY, 509-361)



Series Facts

All-Time Series Record.....	9-10	All-Time Playoff Record.....	29-37
At Yankee Stadium.....	3-3	At Dodger Stadium.....	6-7
Last Meeting at NYY.....	2016	Last Meeting in LA.....	2023

2024 Schedule

Dates	Site
6/2-4.....	LA

Oakland A's

RingCentral Coliseum (1966) | 7000 Joe Morgan Wy, Oakland, CA 94621 | (510) 569-2121

General Manager.....David Forst
 Manager.....Mark Kotsay (3rd season w/ OAK, 110-214)



Series Facts

All-Time Series Record.....	19-23	All-Time Playoff Record.....	5-5
At Coliseum.....	5-16	At Dodger Stadium.....	14-7
Last Meeting at OAK.....	2022	Last Meeting in LA.....	2023

2024 Schedule

Dates	Site
8/2-4	OAK

Seattle Mariners

T-Mobile Park (1999) | 1250 1st Ave S, Seattle, WA 98134 | (206) 346-4000

President of Baseball Operations.....Jerry Dipoto
 Manager.....Scott Servais (9th season w/ SEA, 616-578)



Series Facts

All-Time Series Record.....	26-16	All-Time Playoff Record.....	NA
At T-Mobile Park.....	12-9	At Dodger Stadium.....	14-7
Last Meeting at SEA.....	2023	Last Meeting in LA.....	2021

2024 Schedule

Dates	Site
8/19-21	LA

Tampa Bay Rays

Tropicana Field (1998) | 1 Tropicana Dr., St. Petersburg, FL 33705 | (727) 825-3137

President, Baseball Operations.....Erik Neander
 Manager.....Kevin Cash (10th season w/ TB, 739-617)



Series Facts

All-Time Series Record.....	11-9	All-Time Playoff Record.....	4-2
At Tropicana Field.....	6-7	At Dodger Stadium.....	5-2
Last Meeting at TB.....	2023	Last Meeting in LA.....	2016

2024 Schedule

Dates	Site
8/23-25	TB

Texas Rangers

Globe Life Field (2020) | 734 Stadium Dr, Arlington, TX 76011 | (817) 533-1972

Executive Vice President & General Manager.....Chris Young
 Manager.....Bruce Bochy (2nd season w/ TEX, 90-72)



Series Facts

All-Time Series Record.....	22-14	All-Time Playoff Record.....	NA
At Globe Life Field.....	4-2	At Dodger Stadium.....	7-1
Last Meeting at TEX.....	2023	Last Meeting in LA.....	2022

2024 Schedule

Dates	Site
6/11-13	LA

Toronto Blue Jays

Rogers Centre (1989) | 1 Blue Jays Way, Toronto, ON M5V 1J1 | (416) 341-1000

Executive Vice President, Baseball Operations & GM.....Ross Atkins
 Manager.....John Schneider (3rd season w/ TOR, 135-101)



Series Facts

All-Time Series Record.....	15-9	All-Time Playoff Record.....	NA
At Rogers Centre.....	3-3	At Dodger Stadium.....	7-5
Last Meeting at TOR.....	2018	Last Meeting in LA.....	2023

2024 Schedule

Dates	Site
4/26-28	TOR

Last Trade With Each MLB Club

TEAM	RECEIVED	TRADED	DATE	TEAM	RECEIVED	TRADED	DATE
Arizona	Jon Garland	Tony Abreu	8/31/09	Milwaukee	Justin Chambers/PTBNL	Bryan Hudson	1/3/24
Atlanta	Adam McCreery	Cash	11/28/18	Minnesota	Andrew Vasquez	Stevie Berman	8/31/21
Baltimore	Manny Machado	Zach Pop	7/18/18	New York-AL	Trey Sweeney	V. Gonzalez/Jorbit Vivas	12/11/23
		Rylan Bannon		New York-NL	Cash	Phil Bickford/A. Kolarek	8/1/23
		Yusniel Diaz		Oakland	Yonny Hernandez	Money	12/15/22
		Breyvic Valera		Philadelphia	Garrett Cleavinger		12/29/20
		Dean Kremer		Pittsburgh	Cash	Andre Jackson	6/22/23
Boston	Kike Hernandez	Nick Robertson	7/25/23	St. Louis	Jedd Gyorko, Cash, Int.	Jeffrey Abreu, Tony Cingrani	7/31/19
		Justin Hagenmann			Bonus Slot		4/1/18
Chicago-AL	Int. Money	A. Batista/M. Martinez	8/4/23	San Diego	Yasmani Grandal,	Matt Kemp,	12/18/14
Chicago-NL	Chris Martin	Zach McKinstry	7/30/22		Joe Wieland, Zach Eflin	Tim Federowicz, cash	
Cincinnati	Jeter Downs, Josiah Gray,	Matt Kemp, Yasiel Puig,	12/21/18	San Francisco	Mark Sweeney	Travis Denker	8/9/07
	Homer Bailey	Kyle Farmer, Alex Wood,		Seattle	Cash	Jake Lamb	8/2/22
		Cash		Texas	Yu Darvish	Willie Calhoun, Brandon Davis	7/31/17
Cleveland	PTBNL/Cash	Kole Calhoun	8/4/23			AJ Alexy	
Colorado	Cash	Justin Bruihl	8/1/23	Tampa Bay	Tyler Glasnow/	Ryan Pepiot/	12/16/23
Detroit	Cash	Eddys Leonard	8/1/23		Manuel Margot	Jonny Deluca	
Houston	Tyler White	Andre Scrubb	7/25/19	Toronto	Nick Frasso, Moises Brito	Mitch White	8/2/22
Kansas City	Ryan Yarbrough	Devin Mann/Derlin Figueroa	8/1/23	Washington	Trea Turner,	Josiah Gray, Keibert Ruiz	7/30/21
Los Angeles-AL	Howie Kendrick	Andrew Heaney	12/10/14		Max Scherzer	Donovan Casey, Gerardo Carrillo	
Miami	Miguel Rojas	Jacob Amaya	1/11/23				

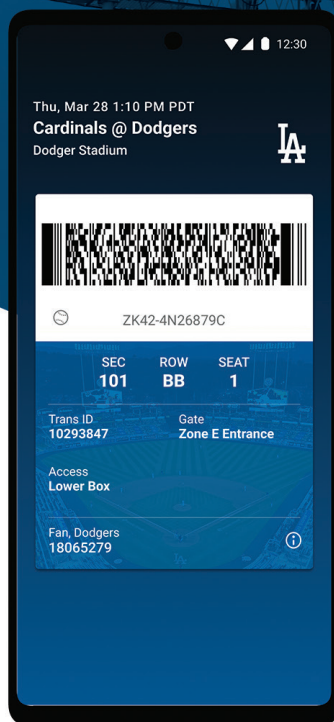
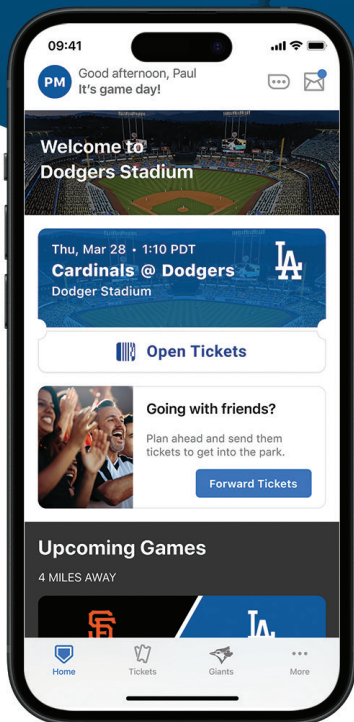
Note: Trade involves Major League roster
*As of Jan. 20, 2024

Dodgers All-Time Record Vs. Each Major League Franchise

OPPONENT	WIN	LOSS	TIE	OPPONENT	WIN	LOSS	TIE
Giants	1,270	1,280	17	Senators*	61	39	1
Braves	1,205	1,041	22	Old Orioles*	45	56	4
Reds	1,203	1,159	13	Mariners	26	16	0
Phillies	1,185	928	15	Rangers	22	14	0
Pirates	1,159	1,014	14	Athletics	19	23	0
Cardinals	1,079	1,107	18	Tigers	16	12	0
Cubs	1,070	1,050	14	Blue Jays	15	9	0
Padres	518	419	1	White Sox	15	16	0
Astros	396	329	0	Twins	15	7	0
Mets	358	280	1	Rays	11	9	0
Rockies	307	209	0	Orioles	11	7	0
Expos-Nationals	293	204	0	Red Sox	11	10	0
Diamondbacks	259	193	0	Royals	10	8	0
Marlins	127	100	0	Guardians	10	8	0
Brewers	91	67	0	Yankees	9	10	0
Spiders*	81	59	1				
Angels	71	73	0				
Colonels*	61	39	1				

* - 19th century NL teams.
** According to Sportradar

THE OFFICIAL APP OF DODGER STADIUM




Key Features:

- Purchase, access and manage your digital tickets.
- Check-in offers, rewards, and personalized history for ballparks visited.
- Team schedule, directions and parking information, stadium features and more.
- Interactive concourse maps and directory, including food and drink menus.

 **Ballpark™**





DODGER STADIUM



WELCOME TO DODGER STADIUM



2024 will mark the 63rd season of operation for the venerable ballpark that opened on April 10, 1962. It is the third oldest park in Major League Baseball, behind Boston's Fenway Park (1912) and Chicago's Wrigley Field (1914).

Last year, the Dodger Stadium played host to sold-out concerts by the Jonas Brothers and international K-Pop girl group Blackpink while also celebrating the jersey retirement of Mexican-born pitching legend, Fernando Valenzuela.

In 2022, Dodger Stadium hosted the Major League Baseball All-Star Game for the second time in its existence, following the 1980 Midsummer Classic. By all accounts, the All-Star Game, the Home Run Derby and the Futures Game were a major success for the Dodgers and the city of Los Angeles as more than 152,000 baseball fans attended the three days of events and flooded Downtown L.A.

The stadium has undergone numerous upgrades and renovations over the years, the latest being the Centerfield Plaza, which debuted to fans in 2021. For the first time, the stadium added a front door, with almost two acres of unique food offerings, entertainment and kids areas, retail locations, sponsor activations, more social- and standing-room areas and greater access for those with special needs. In addition, it is the home for the Jackie Robinson Statue, the Sandy Koufax statue that was dedicated in 2022, "Legends of Dodger Baseball" plaques and exhibits as well as displays that pay tribute to countless moments in Dodger history.

Dodger Stadium's rich history began with club president Walter O'Malley's foresight over six decades ago. During much of the 1950s, he lobbied for a new stadium to be built for his Brooklyn club, but when a deal could not be reached in 1957, the Dodgers made the unprecedented move to California. In September of that year, the city of Los Angeles agreed to give 300 acres of land to the Dodgers in exchange for the deed to Los Angeles' Wrigley Field and their commitment to construct a 50,000-seat stadium. While Dodger Stadium was being built, the Dodgers played at the Los Angeles Memorial Coliseum from 1958 through 1961, before Opening Day, April 10, 1962, when the Dodgers finally played in their new home before 52,564 fans.

The Dodgers enter their 63rd season of play at Dodger Stadium (capacity: 56,000) in 2024 with a 2,867-2,041 (.584) record in 4,908 regular season games. The stadium has hosted 101 Dodger Postseason games with the club holding a 59-42 record (.584), including 27 games (17-10, .630) during 10 World Series (1963, '65, '66, '74, '77, '78, '81, '88, 2017, 2018). Since Dodger Stadium's opening in 1962, Los Angeles has the best home winning percentage in the National League and the second best regular season home record in the Majors, behind only the Yankees' .601 (2,892-1,919).

History

- The first game in Dodger Stadium history was held on April 10, 1962. Left-hander Johnny Podres made the start against the Cincinnati Reds. Kay O'Malley, wife of Dodger President Walter O'Malley, threw out the ceremonial first pitch to catcher John Roseboro.
- Hall of Famer Willie Stargell is the only player to twice hit a ball out of Dodger Stadium (Aug. 5, 1969, and May 8, 1973). Mike Piazza is the only Dodger to clear the roof (Sept. 21, 1997).
- Of the seven Dodger World Series championships, the only title clinched on their home field was 1963 when Los Angeles swept the Yankees, capped by a 2-1 victory in Game 4.
- The 1980 All-Star Game at Dodger Stadium was won by the NL, 4-2 and the 2022 Midsummer Classic contest saw the American League best the National League, 3-2.
- The only perfect game in Dodger history was pitched by Sandy Koufax at Dodger Stadium in a 1-0 victory against the Chicago Cubs on Sept. 9, 1965.

International

- Dodger Stadium played host to the 1984 Olympic Baseball tournament, the opening ceremonies of the 1991 United States Olympic Festival and the finals of both the 2009 and 2017 World Baseball Classics.
- In 1966, the Dodgers received a 10-foot-tall stone lantern gift from Japanese Hall of Famer Sotaro Suzuki as a token of friendship between the Dodgers and Japan. The Dodgers rededicated the stone lantern in 2003 and maintain it and the surrounding Japanese garden, located in the hills above parking lot 6.



Sandy Koufax celebrates recording the final out of the 1963 World Series.



Dodger Stadium played host to the NHL's Stadium Series on January 25, 2014, as the Anaheim Ducks faced the Los Angeles Kings in a regular season game.

event drew a stadium-record crowd of 63,000.

Entertainers to perform at Dodger Stadium include: AC/DC, Beyoncé, Billy Joel, Bruno Mars, Guns N' Roses, The Rolling Stones, The Beatles, KISS, Madonna, The Bee Gees, Elton John, Simon and Garfunkel, John Legend, Luke Bryan, Michael Jackson, David Bowie, Genesis, Eric Clapton, U2, the Dave Matthews Band, Bruce Springsteen, Paul McCartney and The Three Tenors.

The Harlem Globetrotters played an exhibition game at Dodger Stadium on Feb. 4, 1964. The basketball court was placed on the infield.

Dodger Stadium has played host to a rugby match (2015), a soccer game (2013) and the National Hockey League's first regular-season outdoor game in California on Jan. 25, 2014, between the Los Angeles Kings and Anaheim Ducks.

Original Construction

Elevations at "Chavez Ravine" ranged from 400 feet to 700 feet above sea level. More than eight million cubic yards of earth was moved to reshape the area.

Dodger Stadium was designed by Emil Praeger and was the first privately financed stadium since Yankee Stadium, built by a brewery in 1923.

The Dodgers played at the Los Angeles Coliseum from 1958-61, and groundbreaking ceremonies for the original Dodger Stadium construction were held on Sept. 17, 1959.

There were more than 25,000 separate pieces of precast concrete used to build the original Dodger Stadium.

The original dugout level seats at Dodger Stadium were inspired by a similar layout of dugout seats at Korakuen Stadium, where the Dodgers played during their 1956 Japan goodwill tour. Club seats have since been replaced by the Dugout Club Seats.

Dodger Stadium was designed so that each of the nine levels of the park has entries at grade as the hillside rises around the structure. The engineers used the terrain of the site to allow access directly from each level without requiring fans to use stairs or an elevator.

The original color scheme of Dodger Stadium, which is evident in the seats today, is a result of the study of popular colors in the 1960s, reflective of the California spirit.

The distinctive inverted precast panels of the Top Deck and the zig-zag roof of the pavilions are unique architectural features.

Unique Events

In November 2022, Dodger Stadium was the site for the final three North American shows played by legendary entertainer, Elton John. Nearly 150,000 music fans packed the stadium over the fall weekend.

Dodger Stadium is part of the fabric of Los Angeles and during the COVID-19 pandemic the Dodgers opened the stadium and its parking lots in 2020 for communal benefit, including serving as a supersite where over a million tests were administered at one of the country's largest vaccination sites. Additionally, the stadium's Top Deck served as one of Los Angeles County's busiest Vote Centers for the 2020 Presidential Election.

Pope John Paul II celebrated a Mass at Dodger Stadium on Sept. 16, 1987. The



A birds-eye view of the Dodger Stadium construction and terraced parking at Chavez Ravine.

Dodger Stadium Firsts

Game: April 10, 1962 (Cincinnati Reds 6, Dodgers 3)
American League Game: April 17, 1962 Los Angeles Angels vs. Kansas City (Athletics win, 5-3)
Dodger victory: April 11, 1962 (Dodgers 6, Cincinnati 2)
Pitcher: Johnny Podres, Dodgers vs. Cincinnati, April 10, 1962
Batter: Eddie Kasko, Cincinnati vs. Dodgers, April 10, 1962 (double)
Dodger Batter: Maury Wills, April 10, 1962 (groundout)
Winning Pitcher: Bob Purkey, Cincinnati, April 10, 1962
Losing Pitcher: Johnny Podres, Dodgers, April 10, 1962
Winning Dodger Pitcher: Sandy Koufax, Dodgers vs. Cincinnati, April 11, 1962, complete game, 6-2

Dodger Lineup

April 10, 1962 vs. Cincinnati HP umpire: Dusty Boggess

Maury Wills	SS
Jim Gilliam	2B
Wally Moon	LF
Duke Snider	RF
John Roseboro	C
Ron Fairly	1B
Daryl Spencer	3B
Willie Davis	CF
Johnny Podres	P



Opening Day April 10, 1962

Hit: Eddie Kasko, Cincinnati, April 10, 1962 (double to lead off game)
First Dodger batter: Maury Wills, April 10, 1962 (groundout)
Hit by a Dodger: Duke Snider, April 10, 1962 vs. Cincinnati, single to lead off second inning
Double by a Dodger: Ron Fairly, April 10, 1962 vs. Cincinnati, fourth inning
Triple: Daryl Spencer, Dodgers vs. Cincinnati, April 10, 1962, ninth inning
Home Run: Wally Post, Cincinnati, April 10, 1962, seventh inning, off Johnny Podres
Home Run by a Dodger: Jim Gilliam, April 11, 1962 vs. Cincinnati, third inning off Moe Drabowsky
Home Run Out of Stadium: Willie Stargell, Pittsburgh, Aug. 6, 1969 off Alan Foster
Grand Slam Home Run: Brooks Robinson, Baltimore vs. Angels, May 6, 1962, off Ken McBride
Grand Slam by a Dodger: Willie Davis, July 2, 1962 (1st gm) vs. Cincinnati, 4th inning off Jack Hamilton
Run Scored: Eddie Kasko, Cincinnati, April 10, 1962, first inning
Run Scored by a Dodger: Jim Gilliam, April 10, 1962 vs. Cincinnati, fourth inning
Run Batted In: Vada Pinson, Cincinnati, April 10, 1962, first inning (single)
RBI by a Dodger: Ron Fairly, April 10, 1962, fourth inning (two-run double)
Base on Balls: Tommy Harper, Cincinnati, April 10, 1962, second inning
Base on Balls by a Dodger: John Roseboro, April 10, 1962, second inning
Strikeout: Gordy Coleman, Cincinnati, April 10, 1962, by Johnny Podres, second inning
Strikeout by a Dodger batter: Daryl Spencer, April 10, 1962, by Bob Purkey, Cincinnati, seventh inning
Pinch Hitter: Tim Harkness, Dodgers, April 10, 1962, eighth inning (groundout)
Pinch Hit: Andy Carey, Dodgers, April 10, 1962, ninth inning (single)
Sacrifice bunt: Cookie Rojas, Cincinnati, April 10, 1962, first inning
Sacrifice fly: Gordy Coleman, Cincinnati, April 11, 1962
Stolen Base: John Roseboro, Dodgers vs. Cincinnati, April 11, 1962
Double Play: Dodgers, April 10, 1962, First Inning (Maury Wills to Jim Gilliam to Ron Fairly)
Hit Batsman: John Roseboro, Dodgers vs. Cincinnati, April 10, 1962 (by Bill Henry)
No-Hitter: Bo Belinsky, Los Angeles Angels, May 5, 1962 vs. Baltimore, 2-0
No-Hitter by a Dodger: Sandy Koufax, June 30, 1962 vs. New York Mets, 5-0
Perfect Game: Sandy Koufax, Sept. 9, 1965 vs. Chicago Cubs, 1-0
No-Hitter by an Opponent: Dennis Martinez, Montreal, July 28, 1991, perfect game, 2-0
Shutout: Jim Kaat, Minnesota vs. Los Angeles Angels, April 22, 1962, 5-0
Shutout by a Dodger: Sandy Koufax, June 18, 1962 vs. St. Louis, 1-0
Shutout by an Opponent: Al McBean, Pittsburgh, April 29, 1962 (second game), 1-0
Wild Pitch: Sandy Koufax, Dodgers vs. Cincinnati, April 11, 1962
Balk: Moe Drabowsky, Cincinnati, April 11, 1962
Hit by a Pitcher: Johnny Podres, Dodgers, April 10, 1962, fifth inning (double)
Extra-Inning Game: April 19, 1962, 12 innings, Los Angeles Angels 6, Kansas City Athletics 4
Extra-Inning Dodger Game: May 1, 1962, 16 innings, Dodgers 6, Chicago Cubs 5
World Series Game: Dodgers vs. New York Yankees, Oct. 5, 1963 (Game 3; Dodgers win, 1-0)
NLCS Game: Dodgers vs. Pittsburgh, Oct. 8, 1974 (Game 3, Pirates win, 7-0)
Division Series Game: Dodgers vs. Houston, Oct. 9, 1981 (Game 3, Dodgers win, 6-1)
Rainout: April 14, 1963, Los Angeles Angels vs Chicago White Sox
Dodger rainout: April 21, 1967, vs. St. Louis
Doubleheader: April 29, 1962, Dodgers swept by Pittsburgh
Exhibition game: April 6, 1963, Dodgers vs. Los Angeles Angels
Interleague game: June 17, 1997, Dodgers 4, Anaheim Angels 3



Los Angeles Dodgers Home/Road Attendance Totals

Year	Home	Road	Totals	Year	Home	Road	Totals
1958	1,845,556	1,160,807	3,006,363	1982	2,473,286	2,193,909	4,667,175
1959	#2,071,045	1,294,229	3,365,274	1983	3,170,393	2,063,857	4,834,250
1960	#2,253,887	1,380,121	3,634,008	1984	2,279,355	2,068,070	4,347,425
1961	#1,804,250	1,249,762	3,054,012	1985	2,766,251	1,917,189	4,683,440
1962	#2,755,184	1,593,965	4,349,149	1986	3,188,454	2,371,007	5,559,461
1963	#2,538,602	1,834,842	4,373,444	1987	3,319,504	2,579,741	5,899,245
1964	#2,228,751	1,562,734	3,791,485	1988	3,089,201	2,641,382	5,730,583
1965	#2,553,577	1,918,989	4,472,566	1989	3,095,346	2,621,265	5,716,611
1966	#2,617,029	2,141,212	4,758,241	2000	3,010,819	2,678,742	5,689,561
1967	1,894,382	1,363,072	3,027,434	2001	3,017,502	2,665,752	5,683,254
1968	1,581,093	2,221,463	3,802,556	2002	3,131,255	2,450,537	5,581,792
1969	1,784,527	1,452,790	3,237,317	2003	3,138,626	2,323,141	5,461,767
1970	1,697,142	1,337,513	3,034,655	2004	#3,488,283	2,578,981	6,067,264
1971	2,064,594	1,612,453	3,677,047	2005	#3,603,646	2,638,150	6,241,796
1972	1,860,858	1,440,746	3,301,604	2006	#3,758,545	2,386,375	6,144,920
1973	#2,136,192	1,533,288	3,669,480	2007	#3,887,036	2,527,958	6,384,994
1974	#2,632,474	1,866,289	4,488,770	2008	3,730,750	2,811,534	6,542,284
1975	#2,539,349	1,702,150	4,241,499	2009	#3,761,651	2,717,268	6,478,919
1976	2,386,301	1,524,059	3,910,360	2010	3,562,320	2,704,713	6,267,033
1977	#2,955,087	1,974,288	4,929,385	2011	2,934,808	2,606,282	5,541,096
1978	#3,347,845	2,146,359	5,494,204	2012	3,324,246	2,611,207	5,935,453
1979	#2,960,954	2,081,745	4,942,699	2013	#3,743,527	2,863,366	6,606,893
1980	#3,249,287	2,062,389	5,311,656	2014	#3,782,327	2,740,259	6,522,586
1981	#2,381,292	1,210,884	3,592,176	2015	3,764,815	2,796,585	6,561,400
1982	#3,608,881	2,250,191	5,859,072	2016	#3,703,312	2,669,701	6,373,013
1983	#3,510,313	2,237,213	5,747,526	2017	#3,765,856	2,719,921	6,485,777
1984	#3,134,824	1,934,559	5,069,383	2018	#3,857,500	2,680,703	6,538,203
1985	#3,264,593	1,941,348	5,205,941	2019	#3,974,309	2,707,620	6,681,929
1986	#3,023,208	2,076,746	5,099,954	2020	N/A	N/A	N/A
1987	2,797,409	2,120,811	4,918,220	2021	#2,804,693	2,038,230	4,842,923
1988	2,980,262	2,155,349	5,135,610	2022	#3,861,408	2,529,494	6,390,902
1989	2,944,653	2,169,018	5,113,671	2023	3,837,079	2,583,335	6,420,414
1990	#3,002,396	2,116,857	5,119,253				
1991	#3,348,170	2,487,408	5,835,578				
				Coliseum (1958-61)		7,974,738	
				Dodger Stadium (1962-)		184,248,302	
				Totals		192,223,040	

% Led National League in home attendance # Led Major League Baseball in home attendance
 *The 1980 and 2018 attendance totals both include a one-game playoff and the 1962 total includes two playoff games. Bold indicates all-time Dodger high. The attendance totals do not include playoff series. The 1972 season began late due to a players' strike, as the Dodgers had just 75 home games. The 1981 season was interrupted on June 12 by a players' strike, as the team had just 56 home games. The 1984 season was cut short on Aug. 12 by a players' strike. The 1995 season began late due to the 1994-95 players' strike. The Dodgers' first 33 games in 2021 were played in front of limited capacity crowd due to COVID-19 regulations.

Club-By-Club Series Attendance Records

NL Clubs	2-Game Series	3-Game Series	4-Game Series	AL Clubs	2-Game Series	3-Game Series
Arizona	106,296 (7/2-3/19)	153,840 (9/14-16/07)	205,195 (7/31-8/3/08)	Baltimore	--	133,850 (7/4-6/16)
Atlanta	95,783 (9/29-39/82)	156,040 (5/13-15/05)	202,997 (8/5-8/83)	Boston	--	151,064 (8/5-7/16)
Chicago	96,686 (8/11-12/97)	158,901 (8/8-10/03)	199,561 (8/20-23/09)	Chicago	98,798 (8/15-16/17)	139,146 (6/15-17/12)
Cincinnati	106,121 (5/17-18/76)	158,580 (5/27-29/77)	207,618 (8/8-11/77)	Cleveland	--	142,126 (6/30-7/2/14)
Colorado	83,434 (4/18-19/17)	160,058 (10/2-4/09)	208,169 (9/7-10/17)	Detroit	95,918 (4/8-9/14)	135,452 (5/21-23/10)
Miami	81,097 (6/7-8/93)	153,718 (7/19-21/19)	197,395 (7/10-13/08)	Houston	94,446 (7/10-11/50)	157,345 (8/3-5/18)
Milwaukee	67,457 (7/18-19/01)	156,155 (8/25-27/17)	179,224 (6/16-19/16)	Kansas City	--	134,766 (7/7-9/17)
New York	72,160 (7/24-25/77)	151,606 (5/15-17/81)	201,968 (7/19-22/07)	LA Angels	107,456 (7/23-24/19)	168,000 (6/15-17/07)
Philadelphia	90,278 (5/6-7/77)	162,221 (8/6-8/04)	194,725 (6/27-30/13)	Minnesota	--	143,098 (7/24-26/17)
Pittsburgh	82,290 (8/1-2/62)	159,153 (8/23-25/06)	187,621 (5/29-6/1/14)	New York	105,490 (7/30-31/13)	168,000 (6/25-27/10)
San Diego	104,922 (4/13-14/76)	160,330 (4/15-15/07)	219,124 (9/15-18/06)	Oakland	101,970 (7/28-29/15)	137,935 (6/16-18/09)
San Francisco	106,429 (6/10-11/63)	168,000 (7/31-8/2/07)	218,948 (8/29-9/1/63)	Seattle	107,851 (8/30-31/97)	150,948 (6/26-28/09)
St. Louis	83,139 (6/10-11/96)	162,376 (5/21-23/99)	195,432 (6/26-29/14)	Tampa Bay	96,916 (9/17-18/19)	157,486 (8/9-11/13)
Washington	77,048 (6/18-19/01)	152,416 (4/20-22/18)	185,698 (5/9-12/19)	Texas	89,883 (6/17-18/15)	99,256 (6/7-9/99)
				Toronto	--	153,429 (6/8-10/07)

Dodger Stadium Series Highs

2-Game Series			4-Game Series		
1.	107,851	Mariners Aug. 30-31, 1997	1.	219,124	Padres Sept. 15-18, 2006
2.	107,456	Angels July 23-24, 2019	2.	218,948	Giants Aug. 29-Sept. 1, 1963
3.	106,429	Giants June 10-11, 1963	3.	214,643	Giants Sept. 3-6, 1962
4.	106,121	Reds May 17-18, 1976	4.	208,169	Rockies Sept. 7-10, 2017
5.	105,460	Yankees July 30-31, 2013	5.	207,618	Reds Aug. 8-11, 1977
3-Game Series			Big Weekends		
1.	168,000	Yankees June 25-27, 2010	1.	168,000	Yankees June 25-27, 2010
1.	168,000	Giants July 31-Aug. 2, 2007	1.	168,000	Angels June 15-17, 2007
1.	168,000	Angels June 15-17, 2007	3.	166,904	Angels May 19-21, 2006
4.	166,904	Angels May 19-21, 2006	4.	165,240	Yankees June 18-20, 2004
5.	166,607	Giants Sept. 19-21, 2008	5.	164,685	Giants Aug. 30-Sept. 1, 1963

Dodger Stadium Rainouts

The Dodgers played 1,872 consecutive games at Dodger Stadium without a weather-related postponement from 2000-23, an all-time club record. The streak was technically snapped last season when Major League Baseball canceled a Sunday game and played a Saturday doubleheader instead, due to Hurricane Hilary in Southern California:

- | | | |
|---------------------------------|----------------------------------|----------------------------------|
| 1. April 21, 1967 vs. St. Louis | 8. April 15, 1978 vs. Atlanta | 15. April 21, 1988 vs. San Diego |
| 2. April 12, 1976 vs. San Diego | 9. Sept. 5, 1978 vs. S.F. | 16. April 11, 1999 vs. Colorado |
| 3. Sept. 10, 1976 vs. Atlanta | 10. April 11, 1982 vs. San Diego | 17. April 17, 2000 vs. Houston |
| 4. Sept. 11, 1976 vs. Atlanta | 11. Aug. 18, 1983 vs. New York | 18. August 19, 2023 vs. Miami |
| 5. May 8, 1977 vs. Philadelphia | 12. Sept. 24, 1986 vs. San Diego | |
| 6. May 9, 1977 vs. Philadelphia | 13. April 19, 1988 vs. San Diego | |
| 7. Aug. 17, 1977 vs. S.F. | 14. April 20, 1988 vs. San Diego | |

Los Angeles Attendance Highlights

Record At The Turnstile: In 2019, the Dodgers set a single-season franchise attendance record with 3,974,309 (49,066 average) in 81 home dates, which included 28 sellouts. The attendance mark led Major League Baseball, the seventh consecutive year the Dodgers have done so, and represented the 10th largest single-season mark in Major League history (third largest in NL history). It marked the second consecutive year that the Dodgers established a single-season attendance record after drawing 3,857,500 in 82 home dates in 2018 (47,042 average).

MLB Leaders: Since moving to Los Angeles in 1958, the Dodgers have led the National League in attendance 37 times, including posting the highest attendance in the Majors in 33 of those 37 years (see previous page for individual seasons). Los Angeles has led the Majors in attendance for the last nine full seasons since 2013, including 2023.

Sellouts: The Dodgers established a club record with 37 sellouts in 1983.

Largest Single-Game Crowd: The Dodgers drew 57,097 fans on April 13, 2009 for an 11-1 Opening Day victory over the Giants, the largest regular season crowd in Dodger Stadium history and one of three times that the club has drawn more than 56,000 at Chavez Ravine (also: March 31, 2011 vs. SF, Aug. 21, 2012 vs. SF).

Largest Single-Game Postseason Crowd: During the postseason, the largest Dodger Stadium crowd is 56,800 - done three times during the 2008 NLCS vs. Philadelphia - Oct. 12, 13, 15.

Over Three Million: The Dodgers hold the Major League record for drawing more than three million fans on 34 occasions, while also topping the big leagues in number of times topping 2.5 million (48). Los Angeles surpassed 2 million fans for an MLB record 47 consecutive seasons (1973-2019).

Turnstiles: The Dodgers established a then Major League record when they drew 3,608,881 fans in 1982. The NL implemented a new attendance counting system in 1993, and the Rockies recorded the largest single-season total in Major League history with 4,483,350 fans in their first Major League season. Through the 1992 season, attendance figures in the NL were counted by the number of fans in attendance and the AL counted total tickets sold. Both leagues - currently count total tickets sold.

For The Record Book: On May 7, 1959, the Dodgers and Yankees played before an exhibition crowd of 93,103 at the Los Angeles Coliseum in honor of Roy Campanella, the highest single-game attendance mark for a Major League game.

World's Greatest: The Dodgers in 2005 were honored by the Guinness Book of World Records as having the "Highest Cumulative Attendance for a Baseball Franchise" dating back to 1901.

Top 20 NL Attendance Marks

TEAM (YEAR)	TOTAL
1. Colorado (1993)	4,483,350
2. New York (2008)	4,042,045
3. Los Angeles (2019)	3,974,309
4. Colorado (1996)	3,891,014
5. Colorado (1997)	3,888,453
6. Atlanta (1993)	3,884,720
7. Los Angeles (2022)	3,861,408
8. Los Angeles (2018)	3,857,500
9. Los Angeles (2007)	3,857,036
10. New York (2007)	3,853,949
11. Los Angeles (2023)	3,837,079
12. Colorado (1998)	3,789,347
13. Los Angeles (2014)	3,782,337
14. Los Angeles (2017)	3,765,856
15. Los Angeles (2015)	3,764,815
16. Los Angeles (2009)	3,761,651
17. Los Angeles (2006)	3,758,545
18. Los Angeles (2013)	3,743,527
19. Los Angeles (2008)	3,730,750
20. Los Angeles (2016)	3,703,312

Campo Las Palmas

The Dodgers were the first MLB club to establish a baseball academy in the Dominican Republic when they first opened the doors of Campo Las Palmas in 1987. Former Dodger President Peter O'Malley and former Dodger Scout and Vice President Ralph Avila arranged for the Dodgers to purchase land in San Antonio de Guerra on which Campo Las Palmas was constructed. The Dodgers, under ownership by Mark Walter and Guggenheim Baseball Management, expanded the campus with the purchase of a neighboring parcel and the total complex is now 70 acres.

Campo Las Palmas celebrated its 30th anniversary in 2017 with extensive improvements and an expansion of the state-of-the-art facility. In




1987, the original facility consisted of four structures, which has now grown to 10 buildings of nearly 100,000 total square feet following the 2017 expansion. The newly renovated Campo Las Palmas houses 96 players, 19 coaches and support staff, while training facilities include three and one-half fields, a covered batting cage large enough to accommodate infield practice, a mile running track, conditioning and weight room and training areas within the clubhouse.

Designed to expand the campus qualities of the original complex and encourage continuing education during time in camp, new buildings at Campo Las Palmas feature four classrooms, a quiet room and a social area for players. Additional updates include the Jackie Robinson Hall which functions as a movie house that uses English-language films as part of language learning and is a place where players can spend time with their families when they visit Campo Las Palmas. A community field for little league play is near the entrance, and fruit trees and a vegetable garden near the new kitchen mark the team's commitment to nutrition.

Camelback Ranch-Glendale



Camelback Ranch-Glendale (CR-G) is in its 16th season (opened in 2009) as the Spring Training home of the Dodgers and White Sox this year. CR-G is one of the largest stadiums in the Cactus League and features unique grounds that include picturesque walking trails, a five-acre lake and an orange grove - a nod to the Dodgers' previous spring home in Vero Beach, FL, where they trained for 61 years. The CR-G campus has become home for all Dodger minor league operations throughout the year, including the franchise's teams in the



Architect: HKS, Dallas
Groundbreaking: Nov. 5, 2007
First Game: March 1, 2009
vs CWS

Rookie-level Arizona League, Fall Instructional League and Arizona Fall League.
The award-winning stadium offers more than 10,300 fixed seats and grass seating for 3,000-plus fans. An orange grove - a touch of Dodgertown, Southern California and Arizona - is located beyond the left-field wall of replica Dodger Stadium.
The Dodgers set a CR-G total attendance record in 2017, with 165,911 in 17 home dates. The club's record for average attendance was set in 2016, when the club hosted 155,841 fans in 15 home dates (average of 10,389).

Dodgertown In Vero Beach

Dodgertown in Vero Beach was the Spring Training home of the Dodgers for 61 years from 1948-2008 and home to some of the most memorable players and personalities of both Brooklyn and Los Angeles lore. The personalized street signs within the complex honored such Hall of Famers as Jackie Robinson, Sandy Koufax, Roy Campanella, Duke Snider, Pee Wee Reese, Don Drysdale, Tommy Lasorda, Walter Alston, Don Sutton, Vin Scully and Jaime Jarrin.



The Dodgers first set up camp at the invitation of a local businessman, Bud Holman, after the city needed a tenant to occupy a former World War II Naval Air Station. The club brought its minor league operations to Vero Beach in 1948, and in 1952 Dodger President Walter O'Malley and New York-based architect Emil Praeger decided to build an intimate-style stadium with unobstructed views. "Holman Stadium," named by O'Malley after Bud Holman, was officially dedicated on March 11, 1953. The camp became the most unique baseball training facility in the country, a destination for international baseball visitors. The complex also grew into six practice fields, four indoor batting and pitching tunnels, a pool, tennis court and more.

On March 17, 2008, the final Spring Training contest took place at Holman Stadium and at its conclusion, the Dodgers formed a "bat tunnel" for Hall of Famer Tommy Lasorda as he walked off the field for the final time in Vero Beach. In November 2014, Historic Dodgertown - Vero Beach was designated as a "Florida Heritage Landmark" and a Historical Marker was unveiled on the property.

Dodger Spring Training Record

YEAR	W-L-T	ATTEND (# G)	YEAR	W-L-T	ATTEND (# G)	YEAR	W-L-T	ATTEND (# G)
1958	15-16-0	9,218 (3)	1982	12-12-0	59,573 (11)	2006	15-13-5	72,478 (17)
1959	12-10-0	11,022 (4)	1983	11-17-0	65,815 (13)	2007	17-16-1	76,899 (15)
1960	12-10-0	10,080 (4)	1984	13-13-0	62,739 (11)	2008	11-18-4	90,913 (14)
1961	13-15-0	-	1985	16-11-0	70,939 (13)	2009	15-22-0	131,134 (14)
1962	18-12-0	13,461 (5)	1986	12-16-1	84,428 (15)	2010	11-17-2	124,501 (14)
1963	12-15-0	18,214 (6)	1987	12-15-0	72,491 (12)	2011	14-21-1	103,114 (15)
1964	9-16-0	17,515 (6)	1988	21-11-0	72,899 (15)	2012	15-15-4	121,769 (15)
1965	17-11-0	20,507 (7)	1989	16-16-0	78,908 (14)	2013	13-20-3	133,460 (17)
1966	10-16-0	10,407 (4)	1990	8-4-0	22,640 (5)	2014	7-12-5	114,402 (12)
1967	11-16-0	16,244 (7)	1991	15-18-0	84,551 (13)	2015	16-11-8	147,086 (15)
1968	14-13-0	14,018 (5)	1992	12-18-0	85,332 (14)	2016	13-17-3	155,841 (15)
1969	12-13-0	9,531 (10)	1993	13-16-1	55,031 (12)	2017	18-14-2	165,911 (17)
1970	17-8-0	15,113 (8)	1994	15-15-0	75,987 (13)	2018	17-15-1	152,305 (15)
1971	13-9-0	17,348 (10)	1995	*21/7*-8/5-0	47,228 (21)	2019	14-15-3	141,687 (15)
1972	10-7-0	14,437 (7)	1996	17-9-0	62,068 (13)	2020	10-7-1	95,948 (10)
1973	15-12-0	17,639 (7)	1997	13-11-1	61,991 (13)	2021	13-11-5	30,344 (14)
1974	17-7-0	20,355 (7)	1998	18-10-1	56,941 (14)	2022	5-9-4	121,340 (11)
1975	19-9-0	31,478 (9)	1999	21-9-1	65,191 (13)	2023	14-13-4	166,396 (14)
1976	10-3-0	17,458 (5)	2000	12-18-0	69,593 (16)	Total	884-859-72	
1977	17-7-0	33,617 (9)	2001	18-13-2	56,398 (13)	Home attendance does not include games played at Dodger Stadium.		
1978	10-14-0	45,256 (10)	2002	12-17-4	66,318 (15)	N/A - Not available		
1979	13-10-0	52,935 (10)	2003	15-15-1	53,699 (14)	*March 2 - April 1/April 13/24		
1980	10-7-1	39,629 (9)	2004	12-22-0	64,414 (15)			
1981	12-14-0	55,342 (12)	2005	14-14-3	62,582 (16)			

Dodger Spring Training Sites

1901	Charlotte, NC	1921	New Orleans, LA	1946	Daytona Beach, FL
1902-06	Columbia, SC	1922	Jacksonville, FL	1947	Havana, Cuba
1907-09	Jacksonville, FL	1923-32	Clearwater, FL	1948	Ciudad Trujillo, DR
1910-12	Hot Springs, AR	1933	Miami, FL	1948-2008	Vero Beach, FL
1913-14	Augusta, GA	1934-35	Orlando, FL	2009-present	Glendale, AZ
1915-16	Daytona Beach, FL	1936-40	Clearwater, FL		
1917-18	Hot Springs, AR	1941-42	Havana, Cuba		
1919-20	Jacksonville, FL	1943-45	Bear Mountain, NY		



PLAYER DEVELOPMENT





Oklahoma City Baseball Club

Triple-A Pacific Coast League

9th Season as Dodger Affiliate
2023: 90-58, 1st Pacific Coast League East

Manager: Travis Barbary
Hitting Coach: Manny Burriss
Pitching Coach: Doug Mathis
Pitching Coach: Justin DeFratus
Bench Coach: Chris Gutierrez
Athletic Trainer: Chelsea Willette
Athletic Trainer: Griffin Boyte
Performance Coach: Paul Fournier, Taylor Miller
Video/Development Associate: JD Osborne



Tulsa Drillers

Double-A Texas League

9th Season As Dodger Affiliate
2023: 65-73, 3rd Texas League North

Manager: Scott Hennessey
Hitting Coach: Dylan Nasiatka
Pitching Coach: Ryan Dennick
Pitching Coach: Durin O'Linger
Bench Coach: Ronny Paulino
Athletic Trainer: Jesse Guffey
Performance Coach: Ethan Quarles
Video/Development Associate: Tyler Hollow



Great Lakes Loons

Advanced-A Midwest League

17th season as Dodger Affiliate
2023: 76-55, 1st Midwest League East

Manager: Jair Fernandez
Hitting Coach: O'Koyea Dickson
Pitching Coach: David Anderson
Pitching Coach: Richard De Los Santos
Bench Coach: Elian Herrera
Athletic Trainer: Ikuro Kato
Performance Coach: Jake Taylor
Video/development Associate: Colby Wyatt



Rancho Cucamonga Quakes

Single-A California League

13th Season As Dodger Affiliate
2023: 71-61, 1st California League South

Manager: John Shoemaker
Hitting Coach: Blake Gailen
Pitching Coach: Ramon Trancoso
Pitching Coach: Sean Coyne
Bench Coach: Cordell Hipolito
Athletic Trainer: Akinori Maeda
Performance Coach: Walter Lindo
Video/development Associate: Dallas Young



ACL Dodgers

Rookie-level Arizona Complex League

2023: 34-22, 1st ACL West

Manager: Juan Apodaca
Hitting Coach: Kevin LaChance
Hitting Coach: Johermyn Chavez
Pitching Coach: Andres Urbina
Pitching Coach: Luis Vasquez
Bench Coach: Johan Garcia
Quality Control Coach: Danny Dorn
Bullpen Coach: Marlon Cairo
Coach/Complex Coordinator: Fumi Ishibashi
Coach/Baseball Tech Assistant: Harrison Schnubusch
Athletic Trainer: Alfredo Casillas, Zoe Hicks
Assistant Athletic Trainer: Sienna Baldwin
Performance Coach: Jose Gutierrez
Performance Associate: Adam Shwery
Video/Development Associate: Gabriela Vitale
Video/Development Associate: Zach Rosenberg
Player Development Coaching Fellow: Braellin Hencoe



DSL Dodgers Shoemaker/Bautista

Rookie-level Dominican Summer League

2023 (Mega): 36-17, 2nd DSL Northwest
2023 (Bautista): 42-11, 1st DSL Northwest

Manager: Leury Bonilla
Manager: Junior Zerpa
Hitting Coach: Sergio Mendez
Hitting Coach: Juan Diaz
Hitting Coach: Andy Cirraco
Assistant Hitting Coach: Victor Sosa
Bench Coach: Jeremy Gaines
Latin America Defensive Coordinator: Pedro Mega
Sr. Advisor, Campo Las Palmas: Antonio Bautista
Pitching Coach: Ráidel Chacon
Pitching Coach: Hector Rodriguez, Eduardo Dominguez, Roberto Giron
Latin America Medical Coordinator: Jorge Gonzalez
Athletic Trainer: Jorge Rodriguez
Physiotherapist: Walter LaChapel
Performance Coach: Rafa Sepulveda, Rafael Figuera, George Drulland
Nutrition Coordinator: Julissa Gomez
Video/Development Associate: Andres Acosta
Video/Development Associate: Jackson Pass
CLP Education & Projects Assistant: Jayza Rosario
CLP Assistant: Jaffe Garcia

Dodger Organization League Champions 1958-2023

Year	Team (League)	Manager	Year	Team (League)	Manager
1958	Macon (South Atlantic)	Danny Ozark	1988	Great Falls (Pioneer)	Tim Johnson
	Montreal (International)	Clay Bryant		Santo Domingo (Dominican)	Elvio Jimenez
1959	Green Bay (Three - I)	Stan Wasiak	1989	Bakersfield (California)	Tim Johnson
1960	Atlanta (Southern Assn)	Rube Walker		Great Falls (Pioneer)	Joe Vavra
	Reno (California)	Tom Saffell		Santo Domingo (Dominican)	Teddy Martinez
	Spokane (Pacific Coast)	Preston Gomez	1990	Albuquerque (Pacific Coast)	Kevin Kennedy
1961	Great Falls (Pioneer)	Albert Ronning		Great Falls (Pioneer)	Joe Vavra
	Reno (California)	Roy Smalley		Kissimmee (Gulf Coast)	Ivan DeJesus
1964	Salisbury (Western Carolinas)	George Scherger		Vero Beach (Florida State)	Joe Alvarez
1965	Albuquerque (Texas)	Roy Hartsfield	1992	La Vega (Dominican)	Antonio Bautista
1966	Ogden (Pioneer)	Tommy Lasorda	1993	La Vega (Dominican)	Antonio Bautista
	Tri-City (Northwest)	Duke Snider	1994	Albuquerque (Pacific Coast)	Rick Dempsey
1967	Albuquerque (Texas)	Duke Snider	1995	San Bernardino (California)	Ron Roenicke
	Ogden (Pioneer)	Tommy Lasorda	1996	La Romana (Dominican)	Antonio Bautista
1968	Ogden (Pioneer)	Tommy Lasorda		Savannah (South Atlantic)	John Shoemaker
	Tri-City (Northwest)	Don LeJohn		Yakima (Northwest)	Joe Vavra
1969	Ogden (Pioneer)	Ray Malgradi	1997	La Romana (Dominican)	Jose Salado
	Rogue Valley (Northwest)	Bill Berrier		San Antonio (Texas)	Ron Roenicke
1970	Albuquerque (Texas)	Del Crandall	1999	San Bernardino (California)	Rick Burleson
	Bakersfield (California)	Don LeJohn	2000	San Bernardino (California)	Dino Ebel
	Spokane (Pacific Coast)	Tommy Lasorda		Santo Domingo (Dominican)	Pedro Mega
1972	Albuquerque (Pacific Coast)	Tommy Lasorda		Yakima (Northwest)	Butch Hughes
	El Paso (Texas)	Monty Basgall	2001	Jacksonville* (Southern)	John Shoemaker
1977	Lethbridge (Pioneer)	Gail Henley	2002	Great Falls (Pioneer)	Dann Bilardello
	Lodi (California)	Stan Wasiak	2005	Jacksonville (Southern)	John Shoemaker
1978	Albuquerque (Pacific Coast)	Del Crandall	2011	AZL Dodgers (Arizona)	Jody Reed
1979	Lethbridge (Pioneer)	Gail Henley	2015	Rancho Cucamonga (California)	Bill Haselman
1980	Albuquerque (Pacific Coast)	Del Crandall	2016	Great Lakes (Midwest)	Gil Velazquez
	Lethbridge (Pioneer)	Gail Henley	2017	Ogden (Pioneer)	Mark Kertenian
1981	Albuquerque (Pacific Coast)	Del Crandall		DSL Dodgers 1 (DSL)	Austin Chubb
	Lodi (California)	Terry Collins	2018	Tulsa (Texas)	Scott Hennessey
1982	Albuquerque (Pacific Coast)	Del Crandall		Rancho Cucamonga (California)	Drew Saylor
1983	Bradenton (Gulf Coast)	Gary LaRocque	2023	Oklahoma City (International)	Travis Barbary
	Vero Beach (Florida State)	Stan Wasiak		DSL LAD Bautista	Junior Zerpa
1987	Albuquerque (Pacific Coast)	Terry Collins			
	Sarasota (Gulf Coast)	Joe Alvarez			

Dodgers' All-Time Minor League Records

Batting Records:

Career

Games	1,252
Norm Larker (1949-57)	
At-Bats	4,571
Norm Larker (1949-57)	
Runs	740
Norm Larker (1949-57)	
Hits	1,362
Norm Larker (1949-57)	
Doubles	271
Norm Larker (1949-57)	
Triples	74
Bert Hamric and Charlie Neal	
Home Runs	208
Jim Gentile (1952-59)	
RBI	681
Norm Larker (1949-57)	
Stolen Bases	304
Wayne Kirby	

Single Season

Batting Average	.436
Fran Bonair (1957, Reno)	
Games	147
Tom Paciorek (1972, Albuquerque)	
At-Bats	637
Jasper Spears (1955, St.Paul)	
Runs	162

Tom Humber (1947, Great Falls)	
Hits	216
Willie Davis (1960, Spokane)	
Doubles	54
Delwyn Young (2007, Las Vegas)	
Triples	26
Willie Davis (1960, Spokane)	
Home Runs	44
Greg Brock (1982, Albuquerque)	
Phil Hiatt (2001, Las Vegas)	
RBI	153
William Gabler (1951, Santa Barbara)	
Slugging Percentage	.727
Phil Hiatt (2001, Las Vegas)	
On-Base Percentage	.535
Ray Perry (1954, Bakersfield)	
Stolen Bases	120
Alan Wiggins (1980, Lodi)	
Walks	184
Ray Perry (1954, Bakersfield)	

Pitching Records:

Career

Games	328
Jose Garcia	
Innings	1,837.0
Bill Harris	
Wins	133
Bill Harris	

Losses	97
Bill Harris	
Strikeouts	1,029
Bill Harris	

Single Season

Games	75
Dan Ricabal (1997, Vero Beach)	
Games Started	34
Ralph Mauriello (1955, Mobile)	
Complete Games	29
Bill Harris (1952, Miami)	
Wins	26
Larence Manier (1951, Great Falls)	
Losses	18
Jack Banta (1945, Montreal)	
Winning Percentage	.909
Geoff Zahn (1972, Albuquerque)	
Ken Howell (1988, Albuquerque)	
Earned Run Average	1.42
John Van Cuyk (1946, Ft. Worth)	
Innings	294.0
Bill Harris (1952, Miami)	
Strikeouts	301
Stan Williams (1955, Newport)	
Saves	34
Joe Jacobsen (1995, Vero Beach)	
Shutouts	6
Five Pitchers Tied	

Branch Rickey Minor League Player and Pitcher Of The Year

Year	Player of the Year	Pitcher of the Year
1989	Mike Huff, Albuquerque (OF)	Jim Poole, Vero Beach (LHP)
1990	Henry Rodriguez, San Antonio (OF)	Jamie McAndrew, Bakersfield/San Antonio (RHP)
1991	Eric Karros, Albuquerque (1B)	Pedro Martinez, San Antonio/Albuquerque (RHP)
1992	Mike Piazza, San Antonio/Albuquerque (C)	Todd Williams, Bakersfield/San Antonio (RHP)
1993	Billy Ashley, Albuquerque (OF)	Kip Gross, Albuquerque (RHP)
1994	Billy Ashley, Albuquerque (OF)	Greg Hansell, Albuquerque (RHP)
1995	Adam Riggs, San Bernardino (INF)	Gary Rath, San Antonio/Albuquerque (LHP)
1996	Paul Konerko, San Antonio/Albuquerque (1B)	Billy Neal, Vero Beach (RHP)
1997	Paul Konerko, Albuquerque (INF)	Dennys Reyes, San Antonio/Albuquerque (LHP)
1998	Angel Peña, San Antonio (C)	Luke Prokopec, San Bernardino/San Antonio (RHP)
1999	Chin-Feng Chen, San Bernardino (OF)	Eric Gagné, San Antonio (RHP)
2000	Joe Thurston, San Bernardino (INF)	Carlos Garcia, San Bernardino (RHP)
2001	Phil Hiatt, Las Vegas (INF)	Ricardo Rodriguez, Vero Beach (LHP)
2002	Joe Thurston, Las Vegas (INF)	Edwin Jackson, South Georgia (RHP)
2003	Franklin Gutierrez, VB/Jacksonville (OF)	Greg Miller, Vero Beach/Jacksonville (LHP)
2004	Joel Guzman, Vero Beach/Jacksonville (OF)	Chad Billingsley, Vero Beach/Jacksonville (RHP)
2005	Andy LaRoche, Vero Beach/Jacksonville (IF)	Chad Billingsley, Jacksonville (RHP)
2006	James Loney, Las Vegas (1B)	Mark Alexander, Jacksonville/Las Vegas (RHP)
2007	Chin-lung Hu, Jacksonville/Las Vegas (IF)	James McDonald, Inland Empire/Jacksonville (RHP)
2008	Ivan DeJesus, Jr., Jacksonville (IF)	James McDonald, Jacksonville/Los Angeles (RHP)
2009	Dee Gordon, Great Lakes (IF)	Scott Elbert, Chattanooga/Albuquerque/Los Angeles (LHP)
2010	Jerry Sands, Great Lakes/Chattanooga (IF/OF)	Rubby De La Rosa, Great Lakes/Chattanooga (RHP)
2011	Scott Van Slyke, Chattanooga (IF/OF)	Shawn Tolleson, Great Lakes/Rancho Cucamonga/Chattanooga (RHP)
2012	Joc Pederson, Rancho Cucamonga (OF)	John Ely, Albuquerque (RHP)
2013	Scott Schebler, Rancho Cucamonga (OF)	Zach Lee, Chattanooga (RHP)
2014	Joc Pederson, Albuquerque (OF) Corey Seager, Rancho Cucamonga/Chattanooga (IF)	Julio Urias, Rancho Cucamonga (LHP)
2015	Alex Verdugo, Great Lakes/Rancho Cucamonga (OF)	Zach Lee, Oklahoma City/Los Angeles (RHP)
2016	Edwin Rios, Great Lakes/Rancho Cucamonga/OF)	Brock Stewart, Rancho Cucamonga/Tulsa/Oklahoma City/LA (RHP)
2017	Keibert Ruiz, Great Lakes/Rancho Cucamonga (C)	Walker Buehler, Rancho Cucamonga/ Tulsa/Oklahoma City/LA (RHP)
2018	Gavin Lux, Rancho Cucamonga/Tulsa (IF)	Tony Gonsolin, Rancho Cucamonga/Tulsa (RHP)
2019	Gavin Lux, Tulsa/Oklahoma City/Los Angeles (IF)	Josiah Gray, Great Lakes/Rancho Cucamonga/Tulsa (RHP)
2021	Miguel Vargas, Great Lakes/Tulsa (IF)	Hyun-il Choi, Great Lakes (RHP)
2022	Diego Cartaya, Great Lakes, Rancho Cucamonga (C)	Gavin Stone, Great Lakes/Tulsa/ OKC (RHP)
2023	Michael Busch, Oklahoma City (IF)	Kyle Hurt, Tulsa/Oklahoma City (RHP)

Dodger Prospects Appearing In All-Star Futures Game

1999: OF Chin-Feng Chen (World), RHP Luke Prokopec (World)	2013: OF Joc Pederson (US)
2000: OF Chin-Feng Chen (World), Randy Dorame (World)	2014: INF Corey Seager (US), LHP Julio Urias (World)
2001: RHP Ricardo Rodriguez (World)	2015: C Kyle Farmer (US), RHP Juan Gonzalez (World)
2002: IF Victor Diaz (World), RHP Ricardo Rodriguez (World)	2016: INF Willie Calhoun (US), RHP Jharel Cotton (World)
2003: OF Franklin Gutierrez (World), RHP Edwin Jackson (US)	2017: OF Alex Verdugo (World), RHP Yadier Alvarez (World)
2004: IF Joel Guzman (World), C Koyie Hill (US)	2018: C Keibert Ruiz (World), OF Yusniel Diaz (World)
2005: IF Andy LaRoche (US), C Russell Martin (World)	2019: IF Gavin Lux (US), RHP Dustin May (US)
2006: IF Joel Guzman (World), IF Chin-lung Hu (World)	2021: Michael Busch (West), Andre Jackson (West)
2007: IF Chin-lung Hu (World)*, LHP Clayton Kershaw (US)	2022: Diego Cartaya (NL), Miguel Vargas (NL), Bobby Miller (NL)
2008: IF Ivan DeJesus Jr. (World)	2023: Dalton Rushing (NL)
2009: IF Pedro Baez (World)	* Futures Game MVP
2010: IF Pedro Baez (World), IF Dee Gordon (US)	
2011: OF Alfredo Silverio (World)	
2012: LHP Chris Reed (World)	

P L A Y E R D E V E L O P M E N T

Dodgers' First-Round Draft Selections

Year	Player	Pos	Year	Player	Pos	Year	Player	Pos
1965	John Wyatt	INF	1988	Bill Bene	RHP	2006	Clayton Kershaw	LHP
1966	Larry Hutton	RHP	1989	Kiki Jones	RHP		Bryan Morris*	RHP
1967	Don Denbow	INF		Tom Goodwin	OF		Preston Mattingly*	INF
1968	Bobby Valentine	OF		Jamie McAndrew*	RHP	2007	Chris Withrow	RHP
1969	Terry McDermott	C	1990	Ronnie Walden	LHP		James Adkins*	LHP
1970	Jim Haller	RHP	1991	None		2008	Ethan Martin	RHP
1971	Rick Rhoden	RHP	1992	Ryan Luzinski*	C	2009	Aaron Miller*	LHP
1972	John Harbin	INF		Michael Moore*	OF	2010	Zach Lee	RHP
1973	Ted Farr	C	1993	Darren Dreifort	RHP	2011	Chris Reed	LHP
1974	Rick Sutcliffe	RHP	1994	Paul Konerko	C	2012	Corey Seager	SS
1975	Mark Bradley	INF	1995	David Yocum	LHP	2013	Chris Anderson	RHP
1976	Mike Scioscia	C	1996	Damian Rolls	INF	2014	Grant Holmes	RHP
1977	Bob Welch	RHP	1997	Glenn Davis	1B	2015	Walker Buehler	RHP
1978	None		1998	Bubba Crosby	OF		Kyle Funkhouser*	RHP
1979	Steve Howe	LHP	1999	Jason Repko*	INF	2016	Gavin Lux	SS
	Steve Perry	RHP	2000	Ben Diggins	RHP	2017	Jeren Kendall	OF
1980	Ross Jones	INF	2001	None		2018	JT. Ginn	RHP
1981	Dave Anderson	INF	2002	James Loney	1B	2019	Kody Hoese	IF
1982	Franklin Stubbs	1B		Greg Miller*	LHP		Michael Busch*	IF
1983	Erik Sonberg	LHP	2003	Chad Billingsley	RHP	2020	Bobby Miller	RHP
1984	Dennis Livingston	RHP	2004	Scott Elbert	LHP	2021	Maddux Bruns	LHP
1985	Chris Gwynn	RHP		Blake DeWitt	3B	2022	None	
1986	Mike White	OF	2004	Justin Orenduff*	RHP	2023	Kendall George	OF
1987	Dan Opperman	RHP	2005	Luke Hochevar*	RHP			

* First-round supplemental pick

2023 First-Year Player Draft

Rd.	Overall	Player	School	DOB	POS	B/T	Ht	Wt
1	36	Kendall George	Atascocita HS (TX)	10/29/2004	OF	L/L	5-10	170
2	60	Jake Gelof	Virginia	2/25/2002	3B	R/R	6-1	195
3	95	Brady Smith	Grainger HS (TN)	1/27/2005	P	R/R	6-2	170
4	127	Wyatt Crowell	Florida State University	10/13/2001	P	L/L	6-0	169
4	136	Dylan Campbell	Texas U.	7/2/2002	IF	R/R	5-11	205
4	137	Eriq Swan	Middle Tennessee State	10/31/2001	P	R/R	6-6	240
5	163	Joe Vetrano	Boston College	5/10/2002	1B	L/L	6-3	220
6	190	Bryan Gonzalez	Carlos Beltran Baseball Academy	7/15/2005	SS	R/R	5-10	161
7	220	Patrick Copen	Marshall U.	2/15/2002	P	R/R	6-6	220
8	250	Jaron Elkins	Goodpasture Christian School (TN)	11/4/2004	OF	R/R	6-1	193
9	280	Ryan Brown	Ball State U.	10/9/2002	P	R/R	6-2	205
10	310	Sam Mongelli	Sacred Heart University	3/6/2001	SS	R/R	6-1	185
11	340	Carson Hobbs	Samford University	2/27/2002	P	R/R	6-1	197
12	370	Noah Ruen	Tyler JC (TX)	3/21/2003	P	R/R	6-4	190
13	400	Alex Makerewich	Northwestern State	1/17/2002	P	R/R	6-0	185
14	430	Jaxon Jelkin	South Mountain CC (AZ)	12/11/2002	P	R/R	6-5	200
15	460	Jordan Thompson	LSU	1/9/2002	SS	R/R	6-1	185
16	490	Javen Coleman	LSU	12/3/2001	P	L/L	6-2	205
17	520	Luke Fox	Duke	1/4/2002	P	L/L	6-2	200
18	550	Sterling Patick	South Hills High School (CA)	6/9/2005	P	L/L	6-1	155
19	580	Spencer Green	Richland High School	10/28/2004	P	R/R	6-4	190
20	610	D.J. Uiagalelei	Oregon State University	4/17/2001	P	R/R	6-5	240

* Player signed (Bold)

P L A Y E R D E V E L O P M E N T

Last Name	First Name	Pos	Ht	Wt	R/T	Birthdate	Born	School	Acquired	2023 team
Abad	Djaloui	RHP	6'0	184	R/R	6/22/2002	San Cristobal, DR	N/A	2023 FA	Rancho Cucamonga Quakes
Acosta	Agustin	CF	6'2	190	R/R	9/7/2004	Culiacan, MX	N/A	2023 FA	DSL Dodgers
Ajoki	Allan	C	6'1	205	R/R	11/01/2005	Luzagu, UG	N/A	2024 FA	N/A
Albertus	Alexander	INF	6'0	180	R/R	10/27/2004	Oranjestad, ARU	N/A	2022 FA	ACL Dodgers
Almeley	Chris	OF	6'11	190	S/R	11/13/1998	Philadelphia, PA	Maryland	2022 draft (19th)	Great Lakes Loons
Alonso	Juan	OF	6'0	180	R/R	12/14/2003	Chitre, PAN	N/A	2023 FA	Rancho Cucamonga Quakes
Angelis	Rodmar	OF	6'9	180	R/R	9/23/2004	Willemstad, CUR	N/A	2023 FA	DSL Dodgers
Arauz	Jonathan	INF	6'0	185	R/R	8/3/1998	Aianje, PAN	N/A	2024 MILB FA	New York Mets
Arvizu	Guillermo	LHP	6'5	215	L/L	8/28/2002	Mazatlan, MX	N/A	2022 FA	ACL Dodgers
Avans	Drew	OF	6'11	190	L/L	6/13/1996	Alabaster, AL	SE Louisiana	2018 draft (33rd)	Oklahoma City Dodgers
Avila	Carlos	C	6'10	180	R/R	12/4/2003	Barquisimeto, VZ	N/A	2023 FA	ACL Dodgers
Barett	Luiz	CF	6'11	200	R/R	11/26/2003	Santana, DR	N/A	2023 FA	DSL Dodgers
Bartolozzi	Javier	RHP	6'4	200	R/R	4/14/2005	Ciudad Bolivar, VZ	N/A	2023 FA	DSL Dodgers
Batista	Erick	RHP	6'0	190	R/R	3/3/2004	San Francisco de Macoris, DR	N/A	2023 FA	DSL Dodgers
Bautista	Kelvin	LHP	6'11	170	L/L	7/7/1999	Santo Domingo Este, DR	N/A	2021 trade (TEXT)	Rancho Cucamonga Quakes
Beccora	Octavio	LHP	6'4	215	L/L	2/2/2001	Tepetitlan de Morelos, MX	N/A	2019 FA	Rancho Cucamonga Quakes
Bock	Austin	CF	6'0	205	R/R	11/21/1998	Leinstown, NC	North Davidson HS	2024 MILB FA	MtLanard Rockhounds (OK)
Benua	Alvaro	RHP	6'4	200	R/R	1/01/2003	San Pedro de Macoris, DR	N/A	2022 FA	ACL Dodgers
Biddison	Nick	INF	6'10	190	R/R	7/30/2000	Glen Allen, VA	Virginia Tech	2022 draft (4th)	Great Lakes Loons
Bonilla	Peter	LHP	6'1	165	L/L	12/16/2004	Barcelona, SPN	N/A	2022 FA	DSL Dodgers
Boyer	Logan	RHP	6'3	220	R/R	1/24/1998	Mesa, AZ	San Diego St	2019 draft (11th)	Great Lakes Loons
Brijo	Moses	LHP	6'5	230	L/L	7/9/2002	Bueno, DR	N/A	2022 trade (TCR)	ACL Dodgers
Brown	Ryan	RHP	6'3	210	R/R	10/9/2002	Mount Clemens, MI	Ball St	2023 draft (9th)	ACL Dodgers
Bruns	Maddux	LHP	6'3	205	L/L	6/20/2002	Mobile, AL	UMS Wright Prep	2021 draft (1st)	Great Lakes Loons
Burgos	David	LHP	6'11	180	L/L	2/7/2006	Barranquilla, CO	N/A	2024 FA	N/A
Cabrera	Felix	LHP	6'5	200	L/L	4/28/2002	Constanza, DR	N/A	2019 FA	ACL Dodgers
Cabrera	Jeisson	RHP	6'1	180	R/R	9/5/1998	La Vega, DR	N/A	2021 FA	Rancho Cucamonga Quakes
Cabrera	Jose	RHP	6'4	195	R/R	11/14/2004	San Pedro de Macoris, DR	N/A	2024 FA	N/A
Camacho	Roman	RHP	6'0	190	R/R	11/23/2004	Phoenix, AZ	N/A	2024 FA	N/A
Campbell	Dylan	OF	6'11	200	R/R	7/2/2002	Houston, TX	Texas	2023 draft (4th)	Rancho Cucamonga Quakes
Campos	Chris	RHP	6'10	170	R/R	8/13/2000	Montebello, CA	Saint Mary's	2022 draft (7th)	Rancho Cucamonga Quakes
Campos	Felix	INF	6'10	165	R/R	1/23/2003	Valencia, VZ	N/A	2023 FA	DSL Dodgers
Carrias	Luiz	RHP	6'4	170	R/R	9/30/2004	Catia La Mar, VZ	N/A	2023 FA	DSL Dodgers
Casparius	Ben	RHP	6'2	200	R/R	2/11/1999	Norwalk, CT	Connecticut	2021 draft (5th)	Tulsa Drillers
Castaneda	Luis	INF	6'11	185	R/R	2/24/2004	Ensenada, MX	N/A	2022 FA	DSL Dodgers
Castro	Jeremy	RHP	6'2	175	R/R	1/27/2006	Hamburg, GER	N/A	2023 FA	DSL Dodgers
Castro	Yos	RHP	6'2	205	R/R	5/23/2005	Cotui, DR	N/A	2024 MILB BS	Great Lakes Loons
Chambers	Justin	LHP	6'2	215	L/L	8/14/2005	Chandler, AZ	Basha HS	2023 (MIL)	ACL Brewers
Choi	Hyun-Jil	RHP	6'2	210	R/R	5/27/2000	Seoul, KOR	N/A	2018 FA	Great Lakes Loons
Colon	Imerson	RHP	6'2	155	L/L	3/10/2005	Villa de Cura, VZ	N/A	2022 FA	DSL Dodgers
Copen	Patrick	RHP	6'6	235	R/R	2/15/2002	Parkersburg, WV	Marshall	2023 draft (7th)	Rancho Cucamonga Quakes
Corcho	Marco	RHP	6'2	200	R/R	9/5/2005	Carragosa, GA	N/A	2023 FA	ACL Dodgers
Cressend	Cole	RHP	6'3	185	R/R	8/16/2002	Mandeville, LA	UL-Monroe	2023 NDFA	ACL Dodgers
Crisstatt	Nabil	RHP	6'1	200	R/R	12/25/1994	Barranquilla, CO	N/A	2024 MILB FA	San Diego Padres
Crowell	Wyatt	LHP	6'0	180	L/L	10/13/2001	Atlanta, GA	Florida St	2023 draft (4th)	ACL Dodgers
Cruz	Angel	RHP	6'0	190	R/R	10/12/2000	Santo Domingo, DR	N/A	2023 FA	DSL Dodgers
Cruz	Nicolas	RHP	6'11	165	R/R	4/23/2004	Caracas, VZ	N/A	2024 FA	DSL Dodgers
Cruz	Joel	RHP	6'3	185	R/R	6/16/2004	Moca, DR	N/A	2024 FA	N/A
Davis	Brendon	INF	6'4	210	R/R	7/28/1997	Lakewood, CA	Lakewood HS	2024 MILB FA	Toledo Mud Hens (DET)
Day	Cam	RHP	6'2	190	R/R	7/25/2002	Ogden, UT	Utah	2023 NDFA	ACL Dodgers
De La Cruz	Yulianag	RHP	6'3	165	R/R	1/5/2005	San Domingo, DR	N/A	2022 FA	DSL Dodgers
De La Paz	Franklin	RHP	6'2	190	L/L	3/29/1998	Azua, DR	N/A	2021 FA	Great Lakes Loons
De Los Santos	Carlos	RHP	6'2	185	R/R	11/18/2000	San Juan De La Maguana, DR	N/A	2017 FA	Great Lakes Loons
De Los Santos	Yordeliano	RHP	6'0	175	R/R	9/21/2003	Santo Domingo Norte, DR	N/A	2022 FA	DSL Dodgers
De Los Santos	Weslin	RHP	6'0	155	R/R	4/27/2006	San Juan de la Maguana, DR	N/A	2024 FA	N/A
De Paula	Jose	OF	6'5	225	L/L	5/24/2005	New York, NY	N/A	2022 FA	Rancho Cucamonga Quakes
Decker	Cam	INF	6'1	205	R/R	11/21/2003	Evansville, IN	Evansville North HS	2023 draft (18th)	Rancho Cucamonga Quakes
Diaz	Angel	C	6'11	180	R/R	2/4/2004	Maracay, VZ	N/A	2022 FA	DSL Dodgers
Diaz	Wilman	INF	6'2	190	R/R	11/15/2003	Maracay, VZ	N/A	2021 FA	Rancho Cucamonga Quakes
Dodson	Tanner	RHP	6'1	180	R/R	5/9/1997	Sacramento, CA	Cal Berkeley	2022 trade (TB)	Oklahoma City Dodgers
Domiguez	Miguel	C	6'1	215	R/R	2/20/2004	La Chorrera, PAN	N/A	2022 FA	DSL Dodgers
Domiguez	Alexis	RHP	6'5	185	R/R	11/9/2006	Puerto Plata, DR	N/A	2023 FA	DSL Dodgers
Donon	Rayne	INF	6'0	195	R/R	9/22/2003	San Pedro de Macoris, DR	N/A	2021 FA	Rancho Cucamonga Quakes
Dooclan	Liam	RHP	6'5	230	R/R	10/11/1998	Blacktown, AUS	Tennessee Wesleyan	2022 draft NDFA	Rancho Cucamonga Quakes
Duran	Jack	LHP	6'2	190	L/L	3/27/1999	Salt Lake City, UT	Iowa	2021 draft NDFA	Great Lakes Loons
Duran	Carlos	RHP	6'8	230	R/R	7/30/2001	Nagua, DR	N/A	2018 FA	Great Lakes Loons
Edwards	Jonathan	RHP	6'3	195	R/R	1/29/2000	Atlanta, GA	Georgia Southern	2024 MILB FA	Rancho Cucamonga Quakes
Elkins	Jaron	OF	6'1	195	R/R	11/4/2004	Bolivar, MO	Goodpasture Christian HS	2023 draft (8th)	ACL Dodgers
Emmett	Gabe	RHP	6'4	190	R/R	5/22/2001	Sacramento, CA	Folsom Lake CC	2021 draft (19th)	Rancho Cucamonga Quakes
Espartero	Francisco	C	6'1	205	R/R	3/16/2007	Acarigua, VZ	N/A	2024 FA	N/A
Familla	Bailin	C	6'10	190	R/R	9/15/2004	San Domingo Centro, DR	N/A	2023 FA	DSL Dodgers
Feduccia	Hunter	C	6'2	215	L/L	6/5/1997	Lake Charles, LA	LSU	2021 draft (12th)	Oklahoma City Dodgers
Fernandez	Yeiner	C	5'9	185	R/R	9/19/2002	Barquisimeto, VZ	N/A	2019 FA	Great Lakes Loons
Ferris	Jackson	LHP	6'4	205	L/L	1/15/2004	Winston-Salem, NC	IMG Academy	2023 trade (CHC)	Myrtle Beach Pelicans (CHC)
Fisher	Tim	RHP	6'3	195	R/R	9/8/2004	Wenzenbach, GER	N/A	2023 FA	DSL Dodgers
Fischer	Bradyn	RHP	6'3	205	R/R	7/26/2000	Leauge City, TX	Clear Falls HS	2021 draft (4th)	Tulsa Drillers
Flynn	Michael	RHP	6'4	200	R/R	8/7/1998	Los Alamitos, CA	Arizona	2024 MILB FA	Arkansas Travelers (SEA)
Fox	Luke	LHP	6'1	195	L/L	14/2/2002	Milwaukee, WI	Duke	2023 draft (7th)	ACL Dodgers
Frasso	Nick	RHP	6'5	200	R/R	10/18/1998	Torrance, CA	Logyola Marymont	2022 trade (TOR)	OKC Dodgers
Freeland	Alex	INF	6'2	200	S/R	8/24/2001	Louisville, KY	UCF	2022 draft (3rd)	Great Lakes Loons
Galiz	Jesus	C	6'0	190	R/R	12/19/2003	Maracabo, VZ	N/A	2023 FA	Rancho Cucamonga Quakes
Gambao	Luiz	LHP	6'1	210	L/L	1/17/1997	Madera, CA	Fresno CC	2018 draft (9th)	Oklahoma City Dodgers
Garcia	Yunior	OF	6'1	225	R/R	7/29/2001	Bani, DR	N/A	2017 FA	Great Lakes Loons
Gauthier	Austin	INF	6'11	190	R/R	5/7/1999	Cheyenne, WY	Hofstra	2021 draft NDFA	Tulsa Drillers
Gelof	Jake	INF	6'1	195	R/R	2/25/2002	Lenexa, DR	Virginia	2023 draft (2nd)	Rancho Cucamonga Quakes
George	Kendall	CF	6'10	170	L/L	10/28/2004	Humble, TX	Aiscocetia HS	2023 draft (1st)	Rancho Cucamonga Quakes
Geronimo	Domingo	RHP	6'11	175	R/R	10/7/2002	Azua, DR	N/A	2022 FA	DSL Dodgers
Godwin	Connor	RHP	6'4	210	R/R	3/26/2002	Elmira, NY	College of Central Florida	2022 draft NDFA	ACL Dodgers
Gonsalves	Stephen	LHP	6'5	215	L/L	7/8/1994	San Diego, CA	Cathedral Catholic HS	2024 MILB FA	Iowa Cubs
Gonzalez	Harold	INF	6'10	175	R/R	8/29/2006	Ciudad Ojeda, VZ	N/A	2023 FA	DSL Dodgers
Gonzalez	Jorge	RHP	6'5	225	R/R	8/30/2002	Sasus, DR	N/A	2019 FA	Rancho Cucamonga Quakes
Gonzalez	Jose	OF	6'2	180	R/R	1/28/2000	Bogota, COL	N/A	2022 FA	DSL Dodgers
Gonzalez	Joselynn	INF	5'9	170	R/R	4/8/2002	Santiago, DR	Chitas Prep Baseball Academy	2021 draft NDFA	ACL Dodgers
Gonzalez	Bryan	INF	6'10	180	R/R	7/15/2005	Arcibelo, PR	Carlos Beltran Baseball Academy	2023 draft (6th)	ACL Dodgers
Gowdy	Kevin	RHP	6'3	200	R/R	11/16/1997	Santa Barbara, CA	Santa Barbara HS	2023 MILB FA	Tulsa Drillers
Green	Spencer	RHP	6'4	190	R/R	10/28/2004	Richland, VA	N/A	2023 draft (19th)	ACL Dodgers
Guaylupo	Vicente	CF	6'1	180	R/R	6/6/2006	Panama City, PN	N/A	2023 FA	DSL Dodgers
Guerra	Luis	INF	6'0	190	R/R	10/4/2003	Barcelona, VZ	N/A	2021 FA	ACL Dodgers
Guerrero	Eduardo	INF	6'2	165	S/R	5/9/2005	Maracaibo, VZ	N/A	2022 FA	DSL Dodgers
Gutiérrez	Roque	RHP	6'10	170	R/R	9/7/2002	Guausivo, MEX	N/A	2020 FA	Rancho Cucamonga Quakes
Hahn	Ben	RHP	6'5	210	R/R	7/30/1988	Norwich, CT	Virginia Tech	2024 MILB FA	N/A
Harris	Jose	LHP	6'0	190	L/L	2/22/2000	Alpharetta, GA	Georgia	2022 draft (8th)	Tulsa Drillers
Henriquez	Edgar	RHP	6'6	220	R/R	6/24/2002	Cumana, VZ	N/A	2018 FA	Rancho Cucamonga Quakes
Herder	Jhothan	RHP	6'2	170	R/R	11/2/2004	Guatire, VZ	N/A	2022 FA	DSL Dodgers
Hernandez	Jose	INF	6'1	175	R/R	12/31/1997	Barquisimeto, VZ	N/A	2019 FA	DSL Dodgers
Hernandez	Juan	RHP	6'2	180	R/R	11/19/2002	Dominican Republic	N/A	2022 FA	DSL Dodgers
Hernandez	Wilkinson	RHP	6'3	185	R/R	8/30/2003	El Tigre, VZ	N/A	2022 FA	DSL Dodgers
Hernandez	Eliesser	RHP	6'0	215	R/R	5/3/1996	Ocumare del Tuy, VZ	N/A	2024 MILB FA	New York Mets
Herrera	Elieser	INF	6'10	160	S/R	2/9/2005	Los Taques, VZ	N/A	2023 FA	DSL Dodgers
Herrera	Williams	RHP	6'4	185	R/R	3/12/2004	Maracay, VZ	N/A	2022 FA	DSL Dodgers
Heuback	Peter	RHP	6'3	185	R/R	7/22/2002	Baltimore, MD	Gilman School	2023 draft (3rd)	Great Lakes Loons
Hewitt	Max	INF	6'10	195	R/R	9/14/1997	Barris, CA	Oklahoma State	2024 NDFA	Great Lakes Loons
Hobbs	Michael	RHP	6'2	210	R/R	7/10/1999	Corona, CA	St. Mary's	2021 draft (10th)	Great Lakes Loons
Hobbs	Carson	RHP	6'1	205	R/R	2/27/2002	Huntsville, AL	Samford	2023 draft (11th)	ACL Dodgers
Hoesse	Kody	INF	6'3	200	R/R	7/13/1997	Merrillville, IN	Tulane	2019 draft (1st)	Tulsa Drillers
Hope	Zyhir	OF	6'3	195	L/L	1/19/2005	Chesapeake, VA	Colonial Forge HS	2023 trade (CHC)	Myrtle Beach Pelicans (CHC)
Hudson	Daniel	LHP	6'4	230	R/R	3/9/1987	Lynchburg, VA	Old Dominion	2024 MILB FA	Los Angeles Dodgers

P L A Y E R D E V E L O P M E N T

Last Name	First Name	Pos	Ht	Wt	R/T	Birbdate	Born	School	Acquired	2023 team
Ibarra	Joel	RHP	6'0	200	R/R	7/10/2002	Hermosillo, MX	N/A	2019 IFA	Rancho Cucamonga Quakes
Ibarra	Joe	RHP	6'0	175	R/R	3/27/2002	Maracaibo, VZ	Florida Southwestern State	2022 draft (14th)	Rancho Cucamonga Quakes
Jang	Hyun-Seok	RHP	6'2	190	R/R	3/14/2004	Changwon, SK	N/A	2024 IFA	N/A
Jeffrey	Madison	RHP	6'1	205	R/R	3/14/2000	Huntington, WV	West Virginia	2021 draft (15th)	Rancho Cucamonga Quakes
Jerez	Anderson	RHP	6'10	185	R/R	7/19/2004	Santo Domingo, DR	N/A	2023 IFA	DSL Dodgers
Jimenez	Jonny	RHP	6'4	190	R/R	1/18/2003	Bonao, DR	N/A	2023 IFA	DSL Dodgers
Johnson	CF	RHP	6'2	205	R/R	3/23/2005	Baldwin, PA	N/A	2023 IFA	DSL Dodgers
Karros	Jared	RHP	6'7	195	R/R	11/18/2000	Manhattan Beach, CA	UCLA	2022 draft (16th)	Great Lakes Loons
Keith	Damon	OF	6'2	210	R/R	5/28/2000	Oceanside, CA	UC Baptist	2021 draft (18th)	Great Lakes Loons
Knack	London	RHP	6'3	215	R/R	1/15/1997	Bartlett, TN	ETSU	2020 draft (2nd)	Oklahoma City Dodgers
Knowles	Antonio	RHP	6'0	195	R/R	7/15/2000	Key West, FL	Florida Southwestern State	2021 draft (13th)	Tulsa Drillers
Kopp	Ryan	LHP	6'8	235	L/L	7/23/2002	Baldwin Park, CA	South Mountain CC	2022 draft (12th)	Great Lakes Loons
Lamet	Dineshon	RHP	6'4	225	R/R	7/18/1992	Santiago, DR	N/A	2024 MLB FA	Colorado Rockies
Lantigua	Arnaldo	OF	6'2	200	R/R	12/19/2005	Puerto Plata, DR	N/A	2023 IFA	DSL Dodgers
Lao	Saunyn	RHP	6'3	215	R/R	8/14/1999	Barahona, DR	N/A	2021 IFA	Tulsa Drillers
Lasso	Roger	OF	6'0	195	R/R	2/27/2004	Panama City, PAN	N/A	2025 IFA	DSL Dodgers
Laya	Jayson	INF	6'9	195	R/R	11/12/2006	La Guaira, VZ	N/A	2024 IFA	N/A
Leon	Edgar	RHP	6'3	170	R/R	12/29/2004	La Guaira, VZ	N/A	2022 IFA	DSL Dodgers
Lewis	Brandon	INF	6'3	215	R/R	10/23/1998	Granada Hills, CA	UC Irvine	2019 draft (6th)	Tulsa Drillers
Lewis III	Jimmy	RHP	6'6	205	R/R	11/2/2000	Jacksonville, FL	Lake Travis HS	2019 draft (2nd)	ACL Dodgers
Libreros	Jacusa	RHP	6'1	180	R/R	5/28/2005	Valencia, VZ	N/A	2023 IFA	DSL Dodgers
Linan	Sean	RHP	6'0	180	R/R	11/7/2004	Cartagena, COL	N/A	2022 IFA	ACL Dodgers
Liranzo	Thayron	C	6'3	215	S/R	7/5/2003	San Francisco de Macoris, DR	N/A	2021 IFA	Rancho Cucamonga Quakes
Little	Jack	RHP	6'4	220	R/R	1/10/1998	Louisville, KY	Stanford	2019 draft (5th)	Tulsa Drillers
Lockwood-Powell	Griffin	C	6'1	210	R/R	4/15/1997	Sioux Falls, SD	Central Michigan	2021 draft (NFA)	Great Lakes Loons
Lohman	Carter	LHP	6'2	205	L/L	12/25/1988	Indianapolis, IN	Louisville	2022 draft (NFA)	ACL Dodgers
Lopez	Jose	RHP	6'0	190	R/R	11/13/2005	Maracay, VZ	N/A	2023 IFA	N/A
Lorezo	Abel	C	6'0	160	L/R	8/14/2005	Bani, DR	N/A	2023 IFA	DSL Dodgers
Luna	Jesus	RHP	6'5	230	R/R	11/6/2000	Torreón, MX	N/A	2018 IFA	ACL Dodgers
Makarowich	Alex	RHP	6'0	180	R/R	1/17/2002	Santa Monica, CA	Northwestern ST	2023 draft (13th)	ACL Dodgers
Male	Umar	C	6'10	175	R/R	9/14/2000	Kansas, USA	N/A	2022 IFA	ACL Dodgers
Mariano	Reyl	INF	6'7	140	R/R	11/7/2006	Santo Domingo, DR	N/A	2024 IFA	N/A
Martin	Peyton	RHP	6'0	190	R/R	5/19/2004	Clemmons, NC	West Forsyth HS	2022 draft (7th)	Rancho Cucamonga Quakes
Martinez	Carlos	RHP	6'2	225	R/R	11/9/2001	Santo Domingo Centro, DR	N/A	2019 IFA	Rancho Cucamonga Quakes
Martinez	Michael	RHP	6'1	195	R/R	7/11/1999	Rio Piedras, PR	N/A	2027 IFA	Rancho Cucamonga Quakes
Martinez	Mauro	RHP	6'3	160	R/R	5/28/2005	Willemsst, CLR	N/A	2022 IFA	ACL Dodgers
Mateus	Abel	RHP	6'1	190	R/R	9/30/2001	Santiago de los Caballeros, DR	N/A	2019 IFA	ACL Dodgers
Maynard	Will	RHP	6'3	190	R/R	6/19/2003	Panama City Beach, FL	Seminole ST	2023 NFA	ACL Dodgers
McDaniels	Garrett	LHP	6'3	185	L/L	12/15/1999	Marion, SC	Mont Olive	2021 draft (NFA)	Rancho Cucamonga Quakes
McFarland	TJ	LHP	6'3	215	L/L	6/8/1989	Palos Park, IL	Amos Alonzo Stagg HS	2024 MLB FA	Baltimore Orioles
McLain	Sean	INF	6'11	170	R/R	3/25/2001	Coza Mesa, CA	Arizona State	2022 draft (5th)	Rancho Cucamonga Quakes
Meador	Jason	RHP	6'0	185	R/R	10/28/2000	Barrett, TX	Dallas Baptist	2022 draft (12th)	Rancho Cucamonga Quakes
Medina	Yorfran	OF	6'4	210	R/R	1/25/2005	Maracaibo, VZ	N/A	2022 IFA	DSL Dodgers
Medina	Elias	INF	6'10	175	R/R	11/9/2005	Bani, DR	N/A	2023 IFA	DSL Dodgers
Meneses	Gustavo	RHP	6'2	200	R/R	8/24/2005	Cumana, VZ	N/A	2024 IFA	N/A
Meza	Jose	OF	6'1	180	R/R	4/22/2003	Barquisimeto, VZ	N/A	2019 IFA	ACL Dodgers
Mielcaruk	Daniel	RHP	6'3	185	R/R	12/19/2005	El Limon, DR	N/A	2023 IFA	DSL Dodgers
Mongelli	Sam	INF	6'2	195	R/R	3/6/2001	Newburgh, NY	Sacred Heart	2023 draft (10th)	Rancho Cucamonga Quakes
Montero	Ricardo	RHP	6'8	250	R/R	2/17/2004	San Cristobal, DR	N/A	2022 IFA	DSL Dodgers
Morales	Acimilias	RHP	6'4	225	R/R	9/13/2004	Maracay, VZ	N/A	2022 IFA	ACL Dodgers
Morales	Luis	OF	6'10	180	R/R	12/6/2000	Sabana Grande de Palenque, DR	N/A	2018 IFA	ACL Dodgers
Morales	Emil	LHP	6'3	200	R/R	8/22/2006	Las Palmas, ESP	N/A	2024 IFA	N/A
Morel	Franderty	LHP	6'2	160	L/L	9/12/2003	Cotui, DR	N/A	2023 IFA	DSL Dodgers
Morillo	Juan	RHP	6'2	215	R/R	3/19/1999	Maracaibo, VZ	N/A	2015 IFA	Great Lakes Loons
Mujica	Raiger	RHP	6'2	175	R/R	7/24/2005	San Felipe, VZ	N/A	2022 IFA	DSL Dodgers
Muniz	Christian	RHP	6'0	170	R/R	8/16/2006	Chihuahua, MX	N/A	2022 IFA	N/A
Munoz	Samuel	INF	6'3	190	R/R	9/22/2004	Santo Domingo Centro, DR	N/A	1922 IFA	ACL Dodgers
Nesek	Brandon	RHP	6'1	190	R/L	10/19/1999	Mount Kisco, NY	Virginia	2022 draft (9th)	Rancho Cucamonga Quakes
Nevin	Kyle	INF	6'4	200	R/R	8/22/2001	La Jolla, CA	Baylor	2022 draft (11th)	Rancho Cucamonga Quakes
Newell	Chris	OF	6'3	200	L/L	4/23/2001	Newtown Square, PA	Virginia	2022 draft (13th)	Great Lakes Loons
Key	Chris	C	6'0	200	R/R	12/28/1994	Altamonte Springs, FL	Clemson	2024 MLB FA	Los Angeles Angels
Omosako	King	LHP	6'3	200	R/R	12/24/2004	Sao Paulo, BRA	N/A	2021 IFA	DSL Dodgers
Orellana	Erry	OF	6'0	185	R/R	3/3/2007	Quibor, VZ	N/A	2024 IFA	N/A
Ortega	Raynerd	INF	6'2	155	R/R	7/8/2005	San Felix, VZ	N/A	2022 IFA	DSL Dodgers
Ortiz	Orlando	RHP	6'2	190	R/R	12/6/1997	Rio Piedras, PR	Troy	2021 draft (NFA)	Tulsa Drillers
Ortiz	Robinson	LHP	6'1	210	L/L	1/4/2000	Riveria, DR	N/A	2017 IFA	Great Lakes Loons
Oseiro	Orlando	RHP	6'1	165	R/R	4/27/2005	San Felipe, VZ	N/A	2022 IFA	ACL Dodgers
Owings	Chris	INF	6'11	180	R/R	8/12/1991	Charleston, SC	Gilbert HS	2024 MLB FA	Pittsburgh Pirates
Pacheco	Orlando	C	6'11	175	R/R	12/25/2004	San Felipe, VZ	N/A	2023 IFA	DSL Dodgers
Padilla	Leider	OF	6'0	180	R/R	11/25/2006	Caracas, VZ	N/A	2024 IFA	N/A
Padio	Kevin	INF	6'2	200	R/R	7/15/1996	Murrieta, CA	Murrieta Valley HS	2024 MLB FA	N/A
Paredes	Kevin	RHP	6'4	190	R/R	6/10/2001	Cumana, VZ	N/A	2024 IFA	N/A
Patrick	Sterling	LHP	6'1	155	L/L	6/9/2005	Baldwin Park, CA	N/A	2023 draft (18th)	ACL Dodgers
Peguero	Rafy	OF	6'0	190	R/R	9/28/2006	Newark, NJ	N/A	2024 IFA	N/A
Pena	Heady	INF	6'0	160	L/R	3/9/2007	San Cristobal, DR	N/A	2024 IFA	N/A
Perez	Bral	INF	6'0	185	R/R	1/16/2004	La Romana, DR	N/A	2022 IFA	Rancho Cucamonga Quakes
Perez	Nico	INF	6'0	175	R/R	8/27/1998	Mayaguez, PR	Phi You Academy	2022 draft (15th)	ACL Dodgers
Perez	Axel	RHP	6'4	160	R/R	8/13/2005	Santo Domingo, DR	N/A	2024 IFA	N/A
Petersen	Michael	RHP	6'7	235	R/R	5/16/1994	Middlesex, UK	Riverside CC	2024 MLB FA	Albuquerque Isotopes (COL)
Peto	Robbie	RHP	6'4	210	R/R	7/01/1998	New Brunswick, NJ	Stetson	2020 draft (NFA)	Tulsa Drillers
Pilarski	Jake	RHP	6'2	215	R/R	11/25/1998	Pittsburgh, PA	The Citadel	MLB FA 2023	Tulsa Drillers
Puerta	Jorge	C	6'9	185	R/R	12/5/2001	Eba, COL	N/A	2019 IFA	Great Lakes Loons
Quezada	Yunior	INF	6'1	160	L/R	10/31/2005	Santo Domingo, DR	N/A	2024 IFA	N/A
Quintero	Eduardo	OF	6'0	175	R/R	9/18/2005	Distrito Paz Castillo, VZ	N/A	2023 IFA	DSL Dodgers
Quiroz	Nelson	C	6'11	200	S/R	11/5/2001	Navejoa, MX	N/A	2019 IFA	Rancho Cucamonga Quakes
Rada	Luis	RHP	6'3	180	R/R	6/9/2005	Figuerote, VZ	N/A	2024 IFA	N/A
Ramirez	Kevin	RHP	6'4	190	R/R	6/10/2001	Cumana, VZ	N/A	2021 IFA	Rancho Cucamonga Quakes
Ramirez	Angel	RHP	6'10	170	R/R	3/1/2006	Tepec, MX	N/A	2024 IFA	N/A
Ramirez	Michael	LHP	6'0	160	L/L	4/21/2005	La Guaira, VZ	N/A	2024 IFA	N/A
Ramos	Jose	OF	6'2	205	R/R	11/1/2001	Chapa, PAN	N/A	2018 IFA	Tulsa Drillers
Raid	Simon	C	6'1	200	L/R	4/18/2001	Felo Alto, CA	Westmont	2022 draft (10th)	Rancho Cucamonga Quakes
Raineso	Livao	RHP	6'1	185	R/R	8/27/1998	Pateros, NJ	Tennessee Wesleyan	2022 draft (NFA)	Rancho Cucamonga Quakes
Reyes	Carlo	RHP	6'0	215	R/R	7/4/1998	Boca Chica, DR	N/A	2024 IFA	Tulsa Drillers
Reyes	Yobany	RHP	6'2	195	R/R	10/18/2004	Montecristi, DR	N/A	2024 IFA	N/A
Robles	Benony	LHP	6'4	220	L/L	10/1/2000	San Pedro de Macoris, DR	N/A	2027 IFA	Great Lakes Loons
Rodriguez	Victor	C	6'3	200	R/R	10/20/2000	Maracay, VZ	N/A	2019 IFA	ACL Dodgers
Rodriguez	Franck	OF	6'1	200	R/R	9/28/2001	Santiago de los Caballeros, DR	N/A	2017 IFA	Great Lakes Loons
Rodriguez	Jose	RHP	6'6	210	R/R	7/18/2001	Oaxaca de Juarez, MX	N/A	2019 IFA	Rancho Cucamonga Quakes
Rodriguez	Luis	OF	6'2	200	R/R	2/28/2000	Quibor, VZ	N/A	2019 IFA	Rancho Cucamonga Quakes
Rojas	Carlos	C	6'10	180	R/R	7/25/2002	Barquisimeto, VZ	N/A	2019 IFA	ACL Dodgers
Rojas	Eduardo	C	6'11	165	S/R	2/14/2007	Guayama, VZ	N/A	2024 IFA	N/A
Romero	Christian	RHP	6'2	215	R/R	12/11/2002	Hermosillo, MX	N/A	2021 IFA	Rancho Cucamonga Quakes
Romero	Luciano	RHP	6'1	180	R/R	1/8/2005	Puerto La Cruz, VZ	N/A	2022 IFA	DSL Dodgers
Romero	David	INF	6'5	135	S/R	1/6/2007	Caracas, VZ	N/A	2024 IFA	N/A
Rooney	John	LHP	6'5	215	L/L	1/28/1997	Melrose, NY	Holstra	2018 draft (3rd)	Oklahoma City Dodgers
Rosa	Euri	C	6'10	165	R/R	7/4/2000	Bajos de Haina, DR	N/A	2018 IFA	N/A
Rosario	Jermy	RHP	6'3	195	R/R	6/9/2002	Paravia, DR	N/A	2018 IFA	Great Lakes Loons
Ruebeck	Christian	RHP	6'0	185	R/R	9/3/2000	Denison, TX	Kansas State	2022 draft (NFA)	Rancho Cucamonga Quakes
Ruen	Noah	RHP	6'4	195	R/R	3/21/2003	Houston, TX	Tyler JC	2023 draft (12th)	Rancho Cucamonga Quakes
Rushing	Dalton	C	6'1	220	L/R	2/21/2001	Memphis, TN	Louisville	2022 draft (5th)	Great Lakes Loons
Ryan	River	RHP	6'2	200	R/R	8/17/1998	Charlotte, NC	UNC Pembroke	2022 trade (SD)	Oklahoma City

P L A Y E R D E V E L O P M E N T

Last Name	First Name	Pos	Ht	Wt	B/T	Birthdate	Born	School	Acquired	2023 team
Santillan	Pedro	RHP	6'3	215	R/R	7/7/2001	Chihuahua, MX	N/A	2021 IFA	ACL Dodgers
Sardina	Carlos	RHP	6'5	195	R/R	3/10/2007	Puerto Ordaz, VZ	N/A	2024 IFA	N/A
Serunkuma	Ben	RHP	5'10	170	R/R	9/19/2001	Kiwoko, UGA	N/A	2022 IFA	Rancho Cucamonga Quakes
Shelton	Easton	INF	6'5	225	R/R	9/17/2005	Escondido, CA	Bishop Gorman HS	2023 NDFA	ACL Dodgers
Simarra	Yoryi	RHP	6'1	185	R/R	12/10/1999	Cartagena, COL	N/A	2022 IFA	DSL Dodgers
Smith	Brady	RHP	6'2	170	R/R	1/27/2005	Knoxville, TN	Granger HS	2023 draft (3rd)	ACL Dodgers
Suarez	Christian	LHP	5'11	195	L/L	11/25/2000	Maracay, VZ	N/A	2018 IFA	Great Lakes Loons
Sublette	Ryan	RHP	6'2	200	R/R	10/1/1998	Chicago, IL	Texas Tech	2021 draft (7th)	Tulsa Drillers
Swaggerty	Travis	OF	5'11	195	L/L	8/19/1997	Covington, LA	South Alabama	2024 MILB FA	Pittsburgh Pirates
Swan	Eriq	RHP	6'7	220	R/R	10/31/2001	Marietta, GA	Middle Tennessee St	2023 draft (4th)	ACL Dodgers
Sweeney	Trey	INF	6'3	215	R/R	4/24/2000	Louisville, KY	Eastern Illinois	2023 trade (NYT)	Somerset Patriots (NYT)
Tapia	German	OF	6'2	170	R/R	9/19/2003	San Pedro de Macoris, DR	N/A	2022 trade (TB)	ACL Dodgers
Tello	Angel	RHP	6'4	170	R/R	1/26/2004	Chitre, PAN	N/A	2021 IFA	DSL Dodgers
Thompson	Jordan	INF	6'1	180	R/R	1/9/2002	San Diego, CA	LSU	2023 draft (16th)	Rancho Cucamonga Quakes
Tiburcio	David	RHP	6'2	210	R/R	12/29/2001	New York, NY	N/A	2020 IFA	Rancho Cucamonga Quakes
Tillero	Jesus	RHP	6'0	190	R/R	5/2/2006	Coro, VZ	N/A	2023 IFA	DSL Dodgers
Torrez	Jose	C	6'1	195	R/R	10/5/2004	Sebaco, NIC	N/A	2023 IFA	DSL Dodgers
Tyranski	Mitchell	LHP	6'3	205	L/L	9/2/1997	Birmingham, MI	Michigan State	2019 draft (12th)	Great Lakes Loons
Valladares	Jefferson	C	6'0	195	R/R	5/30/2002	Barquisimeto, VZ	N/A	2019 IFA	ACL Dodgers
Vargas	Joendry	INF	6'4	175	R/R	11/8/2005	Monte Plata, DR	N/A	2023 IFA	DSL Dodgers
Ventura	Robinson	RHP	6'1	170	R/R	6/23/2006	Punto Fijo, VZ	N/A	2023 IFA	DSL Dodgers
Vetrano	Joe	1B	6'4	230	L/L	5/10/2002	Bronx, NY	Boston College	2023 draft (5th)	Rancho Cucamonga Quakes
Vilchez	Michael	RHP	6'1	190	R/R	6/3/2004	Willemstad, CUR	N/A	2021 IFA	DSL Dodgers
Vogel	Jake	OF	5'11	185	R/R	10/12/2001	Newport Beach, CA	Huntington Beach HS	2020 draft (3rd)	Great Lakes Loons
Wagner	Logan	INF	6'1	200	S/R	3/9/2004	Aurora, IL	P27 Academy	2023 draft (8th)	ACL Dodgers
Wallace	Calum	RHP	6'3	185	R/R	4/6/2004	Brisbane, AUS	N/A	2022 IFA	ACL Dodgers
Ward	Ryan	OF	5'10	190	L/R	2/23/1998	Worcester, MA	Bryant	2019 draft (8th)	Oklahoma City Dodgers
Wepf	Lucas	RHP	6'5	200	L/R	12/23/1999	Toronto, CAN	Louisiana Lafayette	2022 draft NDFA	Great Lakes Loons
Williams	Kendall	RHP	6'6	200	R/R	8/24/2000	Olive Branch, MS	IMG Academy	2020 trade (TDOR)	Tulsa Drillers
Wilson	Justin	LHP	6'2	230	L/L	8/18/1997	Anaheim, CA	Fresno St	2024 MILB FA	Milwaukee Brewers
Wroblewski	Justin	LHP	6'1	190	L/L	7/14/2000	Hoffman Estates, IL	Oklahoma State	2021 draft (11th)	Great Lakes Loons
Yean	Reynaldo	RHP	6'4	200	R/R	1/4/2004	Sabana Grande de Boya, DR	N/A	2021 IFA	Rancho Cucamonga Quakes
Young	Taylor	INF	5'9	170	R/R	8/6/1998	West Monroe, LA	Louisiana Tech	2022 draft (8th)	Great Lakes Loons
Zazuela	Christian	RHP	6'3	180	R/R	10/7/2004	Sonora, MX	N/A	2024 trade (NYT)	DSL Yankees

Player Development

Player Development

Vice President, Player Development: Will Rhymes
Director, Player Development: Matt McGrath
Sr. Manager, Minor League Education and Learning: Cathy Lara
Manager, Minor League Administration: Juliana Ortega
Manager, Player Development: Andrea La Pointe
Coordinator, Staff Development and Recruitment: Chase Aldridge
Coordinator, Player Development: James Weillbrenner
Player Development Consultant: Adriana Urzua

Camelback Ranch

Manager, Arizona Operations: Matt Peabody
Manager, Minor League Clubhouse: Troy Timney
Coordinator, Baseball Operations Video: Charles Wagner
Assistant Coordinator, Baseball Operations Video: Cole Finnegan
Assistant, Player Development: Alyne Moore
Assistant Manager, Minor League Clubhouse: Steve Moravecek

Campo Las Palmas

Sr. Manager, Campo Las Palmas: Jesus Negrette
Manager, Campo Las Palmas: Marian Vasquez
Operations Coordinator: Jose Vargas
Manager, CLP Clubhouse Operations: Julio Martinez

Roving Staff

Director, Pitching: Rob Hill
Field Coordinator: Austin Chubb
Latin America Field Coordinator: Keyter Collado
Hitting Coordinator: Brett Pill
Hitting Coordinator: Lou Ianotti
Latin America Hitting Coordinator: Carlos Asuaje
Pitching Coordinator: Don Alexander
Latin America Pitching Coordinator: Luis Meza
Pitching Performance Coordinator: Ian Walsh
Coordinator, Pitching Analytics: Brent Minta
Rehab Coordinator: Ezra Bye
Outfield Coordinator: Daniel Nava
Outfield and Baserunning Coordinator: Jeff Salazar
Catching Coordinator: Rocky Gale
Catching Coordinator: Craig Driver
Director, Strong Mind Cultural Initiatives: Leo Ruiz
Strong Mind Coordinator: AJ LaLonde
Special Assistant, Player Development: Chris Archer
Special Assistant, Player Development: Nelson Cruz
Special Assistant, Player Development: Charlie Hough
Special Assistant, Player Development: Tyson Ross
Special Assistant, Player Development: Joel Peralta
Special Assistant, Player Development: Placido Polanco

Minor League Medical and Performance

Director, MiLB Player Performance: Brian Stoneberg
Minor League Medical Coordinator: Vic Scarpone
Assistant Coordinator, Minor League Medical: Jimmy Southard
Minor League Performance Coordinator: Carl Kochan
Physical Therapist: Jozef Palasiewicz
Assistant Minor League Physical Therapist: Lindsay Kirlin
Return to Play Coordinator: Dan Byrne

Scouting Department

VP, Amateur/International Scouting: David Finley

VP, Director, Amateur Scouting: Billy Gasparino

Director, Amateur Scouting: Zach Fitzpatrick

Manager, Amateur Scouting: Jalen Phillips

Special Advisor: Paul Cogan

Athleticism Development Coordinator: Tyler Norton

Global Crosschecker: John Green

National Crosscheckers: Brian Stephenson, Rob St. Julien

National Pitching Crosschecker: Jack Cressend

Regional Crosscheckers: Jon Adkins, Brian Compton, Stephen Head, Brian Kraft, Alan Matthews

Area Scouts:

Tim Adkins

Garrett Ball

Clint Bowers

Paul Brazon

Kelvin Colon

Logan Crook

Tom Kunis

Marty Lamb

Benny Latino

Brent Mayne

Paul Murphy

Tom Myers

David Pearson

John Pyle

Jonah Rosenthal

Wes Sargent

Mitch Schulewitz

Jeffrey Stevens

Junior Area Scouts: Creighton Rudolph

Part-Time Scout: Luis Faccio

VP, Player Personnel: Galen Carr

Assistant Director, Pro Scouting: Luke Geoghegan

Special Assistant to Pro Scouting: Jeff McAvoy

Special Assignment Scouts: Vance Lovelace, Matt Smith

Professional Scouts:

Peter Bergeron

Paul Brazon

Greg Golson

Scott Groot

Carlos Jose Lugo

Stephen Lyons

Jason Lynn

Tydus Meadows

Jack Murphy

Michael O'Dwyer

Sam Ray

Tim Schmidt

Toru Suigura

Lee Tackett

Jon Weil

Advisor, Pacific Rim: Yogo Suzuki

Scouting Department

International Department**VP, International Scouting:** Ismael Cruz**Director, Pacific Rim:** Jon Deeble**Director, International Athleticism:** Chris Dunaway**Assistant Director, International Scouting:** Javier Camps**Supervisor, Dominican Republic:** Manelik Pimentel**Supervisor, Venezuela:** Andres Simancas**Coordinator, Dominican Republic:** Jonas Lantigua**Coordinator, Venezuela:** Wilmer Pereira**Performance Scout:** Ryan Owens**Video & Analytics Coordinator:** Fernando Rivera**Crosscheckers:****International Crosschecker:** Miguel Benitez**International Crosschecker:** Laiky Uribe**International Crosschecker:** Franco Frias**Latin American Crosschecker:** Jose Briceño**Latin American Crosschecker:** Richard Jimenez**Central American Crosschecker:** Carlos Gonzalez**Crosschecker, Dominican Republic:** Dawlyn Lantigua**Scouts:****Dominican Republic:** Franyelyn Diaz**Dominican Republic:** Luis Esteban**Dominican Republic:** Emmanuel Rosa**Dominican Republic:** Domingo Toribio**Venezuela:** Cristian Guzman**Venezuela:** Rafael Arcila**Venezuela:** Jean Castro**Venezuela:** Oswaldo Villalobos**Mexico:** Juvenal Soto**Curacao, Aruba:** Rolando Chirino**Europe:** Nestor Perez**South Korea:** Yoon Tae 'Dean' Kim**Taiwan:** San-Tai 'Allen' Lin**International Development Coach:**

Jackson Canelon


Sergio Escalona

Alejandro Bautista

Video Associate:

Jean Peter Montero

THE OFFICIAL BEER OF THE DODGERS™



OFFICIAL BEER OF




ENJOY RESPONSIBLY

© 2024 Anheuser-Busch, Budweiser™ Lager Beer, St. Louis, MO MAR
Major League Baseball trademarks and copyrights are used with permission of Major League Baseball. Visit MLB.com.



HISTORY AND RECORDS



H I S T O R Y A N D R E C O R D S

Brooklyn/Los Angeles Dodgers NL Record (1890-2023)

Year	Pos.	W-L	Gb	Manager	Pennant Winner	Year	Pos.	W-L	Gb	Manager	Pennant Winner
1890	1st	86-43	+6.5	William McGunnigle	Brooklyn	1963	1st	99-63	+6	Walter Alston	Los Angeles (WC)
1891	6th	61-76	25.5	John Montgomery Ward	Boston	1964	6th**	80-82	13	Walter Alston	St. Louis (WC)
1892	3rd	95-59	8	John Montgomery Ward	Boston	1965	1st	97-65	+2	Walter Alston	Los Angeles (WC)
1893	6th**	65-63	20.5	Dave Foutz	Boston	1966	1st	95-67	+1.5	Walter Alston	Los Angeles
1894	5th	70-61	17.5	Dave Foutz	Baltimore	1967	8th	73-89	28.5	Walter Alston	St. Louis (WC)
1895	5th**	71-60	16.5	Dave Foutz	Baltimore	1968	7th**	76-86	21	Walter Alston	St. Louis
1896	9th**	58-73	33	Dave Foutz	Baltimore	1969	4th	85-77	8	Walter Alston	New York (WC)
1897	6th**	61-71	32	William Barnie	Boston	1970	2nd	87-74	14.5	Walter Alston	Cincinnati
1898	10th	54-91	46	Barnie/Mike Griffin/C.h. Ebbets	Boston	1971	2nd	88-73	1	Walter Alston	Pittsburgh (WC)
1899	1st	101-47	+8	Ned Hanlon	Brooklyn	1972	3rd**	85-70	10.5	Walter Alston	Cincinnati
1900	1st	82-64	+4.5	Ned Hanlon	Brooklyn	1973	2nd	95-66	3.5	Walter Alston	New York
1901	3rd	79-57	9.5	Ned Hanlon	Pittsburgh	1974	1st	102-60	+4	Walter Alston	Los Angeles
1902	2nd	75-63	27.5	Ned Hanlon	Pittsburgh	1975	2nd	88-74	20	Walter Alston	Cincinnati (WC)
1903	5th	70-66	19	Ned Hanlon	Pittsburgh	1976	2nd	92-70	10	Walter Alston	Cincinnati (WC)
1904	6th	56-97	50	Ned Hanlon	New York	1977	1st	98-64	+10	Tommy Lasorda	Los Angeles
1905	8th	48-104	56.5	Ned Hanlon	New York (WC)	1978	1st	95-67	+2.5	Tommy Lasorda	Los Angeles
1906	5th	66-86	50	Patsy Donovan	Chicago	1979	3rd	79-83	11.5	Tommy Lasorda	Pittsburgh (WC)
1907	5th	65-83	40	Patsy Donovan	Chicago (WC)	1980	2nd+	92-71	1	Tommy Lasorda	Philadelphia (WC)
1908	7th	53-101	46	Patsy Donovan	Chicago (WC)	1981	1st X	86-21	+0.5	Tommy Lasorda	Los Angeles (WC)
1909	6th	55-98	55.5	Harry Lumley	Pittsburgh (WC)		4th XX	27-26	6		
1910	6th	64-90	40	Bill Dahlen	Chicago	1982	2nd	88-74	1	Tommy Lasorda	St. Louis (WC)
1911	7th	64-86	33.5	Bill Dahlen	New York	1983	1st	91-71	+3	Tommy Lasorda	Philadelphia
1912	7th	58-95	46	Bill Dahlen	New York	1984	4th	79-83	13	Tommy Lasorda	San Diego
1913	6th	65-84	34.5	Bill Dahlen	New York	1985	1st	95-67	+5.5	Tommy Lasorda	St. Louis
1914	5th	75-79	19.5	Wilbert Robinson	Boston (WC)	1986	5th	73-89	23	Tommy Lasorda	New York (WC)
1915	3rd	80-72	10	Wilbert Robinson	Philadelphia	1987	4th	79-89	17	Tommy Lasorda	St. Louis
1916	1st	94-60	+2.5	Wilbert Robinson	Brooklyn	1988	1st	94-67	+7	Tommy Lasorda	Los Angeles (WC)
1917	7th	70-81	26.5	Wilbert Robinson	New York	1989	4th	77-83	14	Tommy Lasorda	San Francisco
1918	5th	57-69	25.5	Wilbert Robinson	Chicago	1990	2nd	86-76	5	Tommy Lasorda	Cincinnati (WC)
1919	5th	69-71	27	Wilbert Robinson	Cincinnati (WC)	1991	2nd	93-69	1	Tommy Lasorda	Atlanta
1920	1st	93-61	+7	Wilbert Robinson	Brooklyn	1992	6th	63-99	35	Tommy Lasorda	Atlanta
1921	5th	77-75	16.5	Wilbert Robinson	New York (WC)	1993	4th	81-81	23	Tommy Lasorda	Philadelphia
1922	6th	76-78	17	Wilbert Robinson	New York (WC)	1994	1st	58-56	+3.5	Tommy Lasorda	NA
1923	6th	76-78	19.5	Wilbert Robinson	New York	1995	1st	79-66	+1	Tommy Lasorda	Atlanta (WC)
1924	2nd	92-62	1.5	Wilbert Robinson	New York	1996	2nd#	90-72	1	Lasorda/Russell	Atlanta
1925	6th**	68-85	27	Wilbert Robinson	Pittsburgh (WC)	1997	2nd	88-74	2	Bill Russell	Florida (WC)
1926	6th	71-82	17.5	Wilbert Robinson	St. Louis (WC)	1998	3rd	83-79	15	Russell/Glenn Hoffman	San Diego
1927	6th	65-88	28.5	Wilbert Robinson	Pittsburgh	1999	3rd	77-85	23	Davey Johnson	Atlanta
1928	6th	77-76	17.5	Wilbert Robinson	St. Louis	2000	2nd	86-76	11	Davey Johnson	New York
1929	6th	70-83	28.5	Wilbert Robinson	Chicago	2001	3rd	86-76	6	Jim Tracy	Arizona (WC)
1930	4th	86-68	6	Wilbert Robinson	St. Louis	2002	3rd	92-70	6	Jim Tracy	San Francisco
1931	4th	79-73	21	Wilbert Robinson	St. Louis (WC)	2003	2nd	85-77	15.5	Jim Tracy	Florida (WC)
1932	3rd	81-73	9	Max Carey	Chicago	2004	1st	93-69	+2	Jim Tracy	St. Louis
1933	6th	65-88	26.5	Max Carey	New York (WC)	2005	4th	71-91	11	Jim Tracy	Houston
1934	6th	71-81	23.5	Casey Stengel	St. Louis (WC)	2006	1st**#	88-74	+11.5	Grady Little	St. Louis (WC)
1935	5th	70-83	29.5	Casey Stengel	Chicago	2007	4th	82-80	8	Grady Little	Colorado
1936	7th	67-87	25	Casey Stengel	New York	2008	1st	84-78	+2	Joe Torre	Philadelphia (WC)
1937	6th	62-91	33.5	Burleigh Grimes	New York	2009	1st	95-67	+3	Joe Torre	Philadelphia
1938	7th	69-80	18.5	Burleigh Grimes	Chicago	2010	4th	80-82	12	Joe Torre	San Francisco (WC)
1939	3rd	84-69	12.5	Leo Durocher	Cincinnati	2011	3rd	82-79	11.5	Don Mattingly	St. Louis (WC)
1940	2nd	88-65	12	Leo Durocher	Cincinnati (WC)	2012	2nd	86-76	8.0	Don Mattingly	San Francisco (WC)
1941	1st	100-54	+2.5	Leo Durocher	Brooklyn	2013	1st	92-70	+11.0	Don Mattingly	St. Louis
1942	2nd	104-50	2	Leo Durocher	St. Louis (WC)	2014	1st	94-68	+6.0	Don Mattingly	San Francisco (WC)
1943	3rd	81-72	23.5	Leo Durocher	St. Louis	2015	1st	92-70	+8.0	Don Mattingly	New York
1944	7th	63-91	42	Leo Durocher	St. Louis (WC)	2016	1st	91-71	+4.0	Dave Roberts	Chicago (WC)
1945	3rd	87-67	11	Leo Durocher	Chicago	2017	1st	104-58	+11.0	Dave Roberts	Los Angeles
1946	2nd+	96-60	2	Leo Durocher	St. Louis (WC)	2018	1st*	92-71	+1.0	Dave Roberts	Los Angeles
1947	1st	94-60	+5	Clyde Sukeforth/Burt Shotton	Brooklyn	2019	1st	106-56	+21.0	Dave Roberts	Washington (WC)
1948	3rd	84-70	7.5	Durocher/Shotton	Boston	2020	1st	43-17	+6.0	Dave Roberts	Los Angeles (WC)
1949	1st	97-57	+1	Burt Shotton	Brooklyn	2021	2nd	106-56	-1.0	Dave Roberts	Atlanta (WC)
1950	2nd	89-65	2	Burt Shotton	Philadelphia	2022	1st	111-51	+22.0	Dave Roberts	Philadelphia
1951	2nd+	97-60	1	Charlie Dressen	New York	2023	1st	100-62	+16.0	Dave Roberts	Arizona
1952	1st	96-57	+4.5	Charlie Dressen	Brooklyn	Totals 1890-2023				10,294-9,650	.531
1953	1st	105-49	+13	Charlie Dressen	Brooklyn	1900-2023				10,202-9,006	.531
1954	2nd	92-62	5	Walter Alston	New York (WC)	Los Angeles Dodgers (1958-2022)				5,710-4,724	.547
1955	1st	98-55	+13.5	Walter Alston	Brooklyn (WC)	Since 1900: 1st (37), 2nd (25), 3rd (15), 4th (11), 5th (9),					
1956	1st	93-61	+1	Walter Alston	Brooklyn	6th (16), 7th (9), 8th (2)					
1957	3rd	84-70	11	Walter Alston	Milwaukee (WC)	** Tied					
1958	7th	71-83	21	Walter Alston	Milwaukee	*Tied For First At End Of Regular Season And Won Playoff.					
1959	1st**	88-68	+2	Walter Alston	Los Angeles (WC)	†Tied For First At End Of Regular Season But Lost Playoffs.					
1960	4th	82-72	13	Walter Alston	Pittsburgh (WC)	‡Won Playoff And World Championship					
1961	2nd	89-65	4	Walter Alston	Cincinnati	WC-World Champions					
1962	2nd+	102-63	1	Walter Alston	San Francisco	#-Wild Card Berth					
						X-First Half XX-Second Half					

Brooklyn/Los Angeles Dodgers Individual Single-Season Records

Batting Records:

<p>Highest Batting Average393 Babe Herman (1930)</p> <p>Highest Slugging Percentage678 Babe Herman (1930)</p> <p>Highest On-Base Percentage455 Babe Herman (1930)</p> <p>Most Games**165 Maury Wills (1962)</p> <p>Most Games (Brooklyn)158 Carl Furillo (1951)</p> <p>Most At-Bats695 Maury Wills (1962)</p> <p>Most At-Bats (Brooklyn)667 Carl Furillo (1951)</p> <p>Most Runs148 Hub Collins (1890) Since 1900143 Babe Herman (1930)</p> <p>Most Hits241 Babe Herman (1930)</p> <p>Most Singles187 Wee Willie Keeler (1899) Since 1900179 Wee Willie Keeler (1900) Maury Wills (1962)</p> <p>Most Doubles59</p> <p>Freddie Freeman (2023)</p> <p>Most Triples26 George Treadway (1894) Since 190022 Hy Myers (1920)</p> <p>Most Home Runs (Left-Handed Batter)49 Shawn Green (2001)</p> <p>Most Home Runs (Right-Handed Batter)48 Adrian Beltre (2004)</p> <p>Most Home Runs At Home27 Cody Bellinger (2019)</p> <p>Most Home Runs On The Road30 Shawn Green (2001)</p> <p>Most Home Runs In One Month15 Duke Snider (August, 1953) Pedro Guerrero (June, 1985)</p> <p>Most Home Runs, Rookie Season39 Cody Bellinger (2017)</p> <p>Most Grand Slams3 Kal Daniels (1990) Mike Piazza (1998) Adrian Beltre (2004) Matt Kemp (2009)</p> <p>Chris Taylor (2017)</p> <p>Max Muncy (2023)</p> <p>Most Extra-Base Hits94 Babe Herman (1930)</p> <p>Most Total Bases416 Babe Herman (1930)</p> <p>Most Runs Batted In153 Tommy Davis (1962)</p> <p>Most Runs Batted In (Brooklyn)142 Roy Campanella (1953)</p> <p>Most Walks148 Eddie Stanky (1945)</p> <p>Most Strikeouts181 James Outman (2023)</p>	<p>Most Strikeouts (Brooklyn)115 Dolph Camilli (1941)</p> <p>Fewest Strikeouts (150 Games)15 Jim Johnston (1923)</p> <p>Most Hit By Pitch20 Hughie Jennings (1900)</p> <p>Most Sacrifices (including sacrifice flies)39 Jake Daubert (1915)</p> <p>Most Sacrifice Hits32 Jim Casey (1907)</p> <p>Most Sacrifice Flies**19 Gil Hodges (1954)</p> <p>Most Stolen Bases104 Maury Wills (1962)</p> <p>Most Stolen Bases (Brooklyn)88 Monte Ward (1892) Since 190067 Jimmy Sheekard (1903)</p> <p>Most Stolen Bases of Home7 Pete Reiser (1947)</p> <p>Most Pinch-Hits18 Dave Hansen (1993)</p> <p>Most Pinch-Hits (Brooklyn)16 Sid Gautreaux (1936)</p> <p>Most Pinch-Homers*7 Dave Hansen (2000)</p> <p>Most Grounded Into Double Plays27 Carl Furillo (1956) and Eric Karros (1996)</p> <p>Fewest Grounded Into Double Plays0 Chase Utley (2016 - 512 at-bats)</p>	<p>Most Games Finished83 Mike Marshall (1974)</p> <p>Most Games Finished (Brooklyn)47 Clem Labine (1956)</p> <p>Most Innings Pitched382.2 Brickyard Kennedy (1893) Since 1900377.0 Oscar Jones (1904)</p> <p>Most Innings Pitched, Reliever**208.0 Mike Marshall (1974)</p> <p>Most Saves55 Eric Gagné (2003)</p> <p>Most Saves (Brooklyn)24 Jim Hughes (1954)</p> <p>Most Strikeouts382 Sandy Koufax (1965)</p> <p>Most Strikeouts (Brooklyn)262 Dazzy Vance (1924)</p> <p>Most Base on Balls151 Bill Donovan (1901)</p> <p>Most Hit Batsmen41 Joe McGinnity (1900)</p> <p>Most Wild Pitches17 Sandy Koufax (1958) Darren Dreifort (2000)</p> <p>Most Wild Pitches (Brooklyn)15 Larry Cheney (1916)</p> <p>Most Runs Allowed188 Harry McIntyre (1905)</p> <p>Most Earned Runs Allowed138 Burleigh Grimes (1925)</p> <p>Most Hits Allowed364 Joe McGinnity (1900)</p> <p>Most Home Runs Allowed38 Don Sutton (1970)</p> <p>Most Home Runs (Brooklyn)35 Don Newcombe (1955)</p> <p>Most Shutouts (Left-Hander)11 Sandy Koufax (1963)</p> <p>Most Shutouts (Right-Hander)9 Don Sutton (1972)</p> <p>Most Shutouts (Brooklyn)7 Burleigh Grimes (1918) Whit Wyatt (1941)</p>
<h3 style="text-align: center;">Pitching Records:</h3>		
<p>Most Victories – (Right-Hander)30 Tom Lovett (1890) Since 190029 Joe McGinnity (1900)</p> <p>Most Victories – (Left-Hander)27 Sandy Koufax (1963)</p> <p>Most Victories – (Left-Hander-Brooklyn) Nap Rucker (1911)22</p> <p>Highest Winning Percentage (Los Angeles)933 (14-1) Phil Regan (1866)</p> <p>Highest Winning Percentage (Brooklyn)889 (16-2) Fred Fitzsimmons (1940)</p> <p>Highest Winning Percentage (20-Game Winner)880 (22-3) Preacher Roe (1951)</p> <p>Lowest Earned Run Average1.58 Rube Marquard (1916)</p> <p>Most Games Lost27 George Bell (1910)</p> <p>Most Games**106 Mike Marshall (1974)</p> <p>Most Games (Brooklyn)62 Clem Labine (1956)</p> <p>Most Games Started44 Bill Terry (1890) George Haddock (1892) Brickyard Kennedy (1893) Since 190042 Don Drysdale (1963 and 1965)</p> <p>Most Complete Games40 Brickyard Kennedy (1893) Since 190038 Oscar Jones (1904)</p>		
<h3 style="text-align: center;">Fielding Records:</h3>		
<p>Most Putouts1,606 Steve Garvey (1977)</p> <p>Most Assists560 Bill Russell (1973)</p> <p>Most Total Chances1,669 Steve Garvey (1977)</p> <p>Most Double Plays171 Gil Hodges (1951)</p> <p>Highest Fielding Average (By an Infielder)998 Steve Garvey (1976) 1853 chances</p> <p>Highest Fielding Average (By an Outfielder, min. 300 chances)*1,000 Brett Butler (1991) 380 chances Brett Butler (1993) 375 chances</p> <p>Fewest Errors (By an Infielder) Freddie Freeman (2023) 1260 chances ... 1 (By an Outfielder, min. 300 chances) Brett Butler (1991) 380 chances*0 Brett Butler (1993) 375 chances</p> <p>Most Errors107 Bill Joyce (1891)</p>		

Los Angeles Individual Single-Season Records (1958-2023)

Batting Records:

Highest Batting Average (Right-Handed).....	362
Mike Piazza (1997)	
Highest Batting Average (Left-Handed).....	331
Freddie Freeman (2023)	
Highest Slugging Pct. (Left-Handed).....	615
Reggie Smith (1977)	
Highest Slugging Pct. (Right-Handed).....	643
Gary Sheffield (2000)	
Highest On-Base Percentage	438
Wally Moon (1960)	
Gary Sheffield (2000)	
Most Games	**165
Maury Wills (1962)	
Most At-Bats	695
Maury Wills (1962)	
Most Runs	131
Freddie Freeman (2023)	
Most Hits	230
Tommy Davis (1962)	
Most Singles	179
Maury Wills (1962)	
Most Doubles	59
Freddie Freeman (2023)	
Most Triples	16
Willie Davis (1970)	
Most Home Runs (Right-Handed)	48
Adrian Beltre (2004)	
Most Home Runs (Left-Handed)	49
Shawn Green (2001)	
Most Home Runs, One Month	15
Pedro Guerrero (June, 1985)	
Most Home Runs At Home	27
Cody Bellinger (2019)	
Most Home Runs On The Road	30
Shawn Green (2001)	
Most Grand Slams	3
Kal Daniels (1990)	
Mike Piazza (1998)	
Adrian Beltre (2004)	
Matt Kemp (2009)	
Chris Taylor (2017)	
Max Muncy (2023)	
Most Extra-Base Hits	90
Freddie Freeman (2023)	
Most Total Bases	376
Adrian Beltre (2004)	
Most Runs Batted In	153
Tommy Davis (1962)	
Most Bases on Balls	110
Jimmy Wynn (1975)	

Most Strikeouts	181
James Outman (2023)	
Fewest Strikeouts (150 Games)	28
Jim Gilliam (1960)	
Most Hit By Pitch	19
Justin Turner (2017)	
Most Sacrifices (including sacrifice flies)	33
Jose Offerman (1993)	
Most Sacrifice Hits	25
Jose Offerman (1993)	
Most Sacrifice Flies	13
Reggie Smith (1978)	
Most Stolen Bases	104
Maury Wills (1962)	
Most Caught Stealing	31
Maury Wills (1965)	
Most Pinch-Hits	18
Dave Hansen (1993)	
Most GDP	27
Eric Karros (1996)	
Fewest GDP	0
Chase Utley (2016-512 AB)	

Pitching Records:

Most Wins (Right-Hander)	25
Don Drysdale (1962)	
Most Wins (Left-Hander)	27
Sandy Koufax (1966)	
Most Wins (Reliever)	16
Ron Perranoski (1963)	
Highest Winning Percentage	933 (14-1) Phil Regan (1966)
Lowest Earned Run Average	1.66
Zack Greinke (2015)	
Most Losses	18
Claude Osteen (1968) and Don Sutton (1969)	
Most Games	**106
Mike Marshall (1974)	
Most Games Started	42
Don Drysdale (1963 and 1965)	
Most Complete Games	27
Sandy Koufax (1965 and 1966)	
Most Games Finished (RHP)	83
Mike Marshall (1974)	
Most Games Finished (LHP)	52
Ron Perranoski (1964)	
Most Innings Pitched	335.2
Sandy Koufax (1965)	
Most Innings Pitched, Reliever	**208.0
Mike Marshall (1974)	
Most Saves	55
Eric Gagne (2003)	

Most Strikeouts (LHP)	382
Sandy Koufax (1965)	
Most Strikeouts (RHP)	251
Don Drysdale (1963)	
Most Bases On Balls	124
Fernando Valenzuela (1987)	
Chan Ho Park (2000)	
Most Hit Batsmen	20
Don Drysdale (1961)	
Chan Ho Park (2001)	
Most Wild Pitches	17
Sandy Koufax (1968)	
Darren Dreifort (2000)	
Most Runs Allowed	127
Don Sutton (1970)	
Most Earned Runs Allowed	118
Don Sutton (1970)	
Most Hits Allowed	298
Claude Osteen (1967)	
Most Home Runs Allowed	38
Don Sutton (1970)	
Most Shutouts (Left-Hander)	11
Sandy Koufax (1963)	
Most Shutouts (Right-Hander)	9
Don Sutton (1972)	

Fielding Records:

Most Putouts	1606
Steve Garvey (1977)	
Most Assists	560
Bill Russell (1973)	
Most Total Chances	1669
Steve Garvey (1977)	
Most Double Plays	138
Steve Garvey (1976)	
Highest Fielding Percentage (By an Infielder).....	998
Steve Garvey (1976) 1653 chances	
Highest Fielding Percentage (By an Outfielder, min. 300 chances)....	*1,000
Brett Butler (1991) 380 chances	
Brett Butler (1993) 375 chances	
Fewest Errors	1
(By an Infielder).....	
Freddie Freeman (2023)-1260 chances (By an Outfielder, min. 300 chances).....	*0
Brett Butler (1991) 380 chances.....	
Brett Butler (1993) 375 chances	
Most Errors	42
Jose Offerman (1992)	

*Co-holds Major League record for an outfielder with 150 or more games

Dodger Rookie Records (1890-2023)

Batting:

Games Played	159
Ted Sizemore (1969)	
At-Bats	638
Steve Sax (1982)	
Runs	127
Johnny Frederick (1929)	
Hits	206
Johnny Frederick (1929)	
Batting Average	353
Fielder Jones (1896)	
Slugging Average	581
Cody Bellinger (2017)	
Singles	146
Steve Sax (1982)	
Doubles	**52
Johnny Frederick (1929)	

Triples	18
Harry Lumley (1904)	
Home Runs	139
Cody Bellinger (2017)	
RBI	112
Mike Piazza (1993)	
Extra-Base Hits	82
Johnny Frederick (1929)	
Total Bases	342
Johnny Frederick (1929)	
Walks	100
Jim Gilliam (1953)	
Strikeouts	181
James Outman (2023)	
Fewest Strikeouts	**17
Buddy Hassett (1936)	

Stolen Bases	49
Steve Sax (1982)	
Sacrifice Hits	*28
Jackie Robinson (1947)	
Pitching:	
Games	74
Yhency Brazoban (2005)	
Games Started	36
Henry Schmidt and Oscar Jones (1903)	
Complete Games	32
Joe Yeager (1898)	
Wins	23
Jeff Pfeffer (1914)	
Losses	25
Harry McIntyre (1905)	

Legend for Dodger records:

**Major League Record

*Co-Holds Major League Record

‡NL Record

†Co-Holds NL Record

§§Modern NL Record

§Co-Holds Modern NL Record

‡Major League Record for 162-game season

Bold Type - Current Dodger

Dodger Rookie Records (1890-2023) (Continued)

Highest Winning Percentage 789 (15-4) Joe Black (1952)	Most Hits Allowed 340 Harry McIntyre (1905)	Shutouts 8 Fernando Valenzuela (1981)
Lowest ERA 1.97 Jeff Pfeffer (1914)	Most Walks Allowed 137 Hal Gregg (1944)	Saves 24 Takashi Saito (2006)
Innings 324 Oscar Jones (1903)	Strikeouts 236 Hideo Nomo (1995)	

Brooklyn/Los Angeles Single-Season Club Batting Records

Highest Batting Average 313 (1894) Since 1900 304 (1930)	Most Triples 130 (1894) Since 1900 99 (1920)	Most Stolen Bases 409 (1892) Since 1900 274 (1900)
Most Games 165 (1962)	Most Home Runs 279 (2019)	Most Hit by Pitch 125 (1899) Since 1900 104 (2021)
Most At-Bats 5642 (1982)	Most Grand Slams 11 (2021, 2023)	Most Left On Base 1278 (1947)
Most Runs 1021 (1894) Since 1900 955 (1953)	Most Pinch-Homers 13 (2019)	Most Walks 732 (1947)
Most Hits 1654 (1930)	Most RBI 887 (1953)	Most Intentional BB 91 (1956)
Most Extra-Base Hits 601 (2019)	Most Total Bases 2593 (2019)	Most Strikeouts 1436 (2018)
Most Singles 1223 (1925)	Highest Slugging Pct 483 (2020)	Fewest Strikeouts 318 (1922)
Most Doubles 325 (2022)	Highest On-Base Pct 378 (1894) Since 1900 366 (1953)	

Los Angeles Single-Season Club Batting Records

Highest Batting Average 276 (2006)	Most Grand Slams 11 (2021, 2023)	Most Hit by Pitch 104 (2021)
Most Games 165 (1962)	Most Pinch-Hits 81 (1992)	Most Walks 668 (2000)
Most At-Bats 5642 (1982)	Most Pinch-Homers 13 (2019)	Most Strikeouts 1436 (2018)
Most Runs 906 (2023)	Most RBI 877 (2023)	Fewest Strikeouts 744 (1976)
Most Hits 1552 (2006)	Most Total Bases 2593 (2019)	Most Sacrifices 184 (1964)
Most Singles 1128 (1970)	Most Extra-Base Hits 601 (2019)	Most Sacrifice Hits 120 (1964)
Most Doubles 325 (2022)	Highest Slugging Pct 483 (2020)	Most Sacrifice Files 64 (1974)
Most Triples 67 (1970)	Highest On-Base Pct 348 (2006)	Fewest GDP 79 (1965)
Most Home Runs 279 (2019)	Most Stolen Bases 198 (1962)	Most Left on Base 1224 (2009)

Brooklyn Single-Season Club Batting Records

Highest Batting Average 313 (1894)	Most Home Runs 208 (1953)	Most Stolen Bases 409 (1892)
Most Games 157 (1951)	Most Grand Slams 8 (1952)	Most Hit by Pitch 125 (1899) Since 1900 81 (1900)
Most At-Bats 5574 (1936)	Most Pinch-Homers 7 (1932)	Most Walks 732 (1947)
Most Runs 955 (1953)	Most RBI 887 (1953)	Most Intentional Walks 91 (1956)
Most Hits 1654 (1930)	Most Total Bases 2545 (1953)	Most Strikeouts 848 (1957)
Most Singles 1223 (1925)	Most Extra-Base Hits 541 (1953)	Fewest Strikeouts 318 (1922)
Most Doubles 303 (1930)	Highest Slugging Pct 474 (1953)	
Most Triples 130 (1894)	Highest On-Base Pct 378 (1894)	

Brooklyn/Los Angeles Single-Season Club Pitching Records

Most Saves 58 (2003)	Most Hits Allowed 1,608 (1925)	Lowest ERA 2.12 (1916)
Most Complete Games 135 (1904)	Fewest Hits Allowed 1,024 (1918)	Most Wild Pitches 76 (2009)
Most Innings Pitched 1,491 (1973)	Fewest Walks Allowed 258 (1919)	Most Homers Allowed 192 (1999)
Most Runs Allowed 1,007 (1894)	Most Walks Allowed 671 (1946)	Fewest Homers Allowed 10 (1902)
Fewest Runs Allowed 463 (1918)	Most Strikeouts 1,599 (2021)	Most Hit Batters 75 (2000)
Most Earned Runs Allowed 743 (1929)	Fewest Strikeouts 216 (1895)	Most Balks 30 (1988)
Fewest Earned Runs Allowed 336 (1916)	Most Shutouts 24 (1963, 1988)	

Los Angeles Single-Season Club Pitching Records

Most Saves 58 (2003)	Most Hits Allowed 1,524 (2006)	Most Homers Allowed 200 (2023)
Most Complete Games 58 (1965)	Fewest Walks Allowed 356 (1966)	Fewest Homers Allowed 65 (1968)
Most Innings Pitched 1,491 (1973)	Most Walks Allowed 614 (1959)	Most Hit Batters 75 (2000)
Most Runs Allowed 787 (1999)	Most Strikeouts 1,599 (2021)	Most Balks 30 (1988)
Fewest Runs Allowed 490 (1966)	Fewest Strikeouts 747 (1976)	Most Intentional Walks 101 (1967)
Most Earned Runs Allowed 718 (1999)	Most Shutouts 24 (1963, 1988)	Fewest Intentional Walks 9 (1974)
Fewest Earned Runs Allowed 425 (1966)	Lowest ERA 2.62 (1966)	
Fewest Hits Allowed 1,107 (2021)	Most Wild Pitches 76 (2009)	

Brooklyn Single-Season Club Pitching Records

Most Saves 37 (1955)	Most Hits Allowed 1,608 (1925)	Most Homers Allowed 171 (1956)
Most Complete Games 135 (1904)	Fewest Walks Allowed 258 (1919)	Fewest Homers Allowed 10 (1902)
Most Innings Pitched 1,433 (1940)	Most Walks Allowed 671 (1946)	Most Hit Batters 68 (1903)
Most Runs Allowed 1,007 (1894)	Most Strikeouts 891 (1957)	Most Balks 12 (1950)
Fewest Runs Allowed 463 (1918)	Fewest Strikeouts 216 (1895)	
Most Earned Runs Allowed 743 (1929)	Most Shutouts 22 (1906, 1916)	
Fewest Earned Runs Allowed 336 (1916)	Lowest ERA 2.12 (1916)	
Fewest Hits Allowed 1,024 (1918)	Most Wild Pitches 70 (1894)	

Brooklyn/Los Angeles Single-Season Club Fielding Records

Highest Fielding Pct.988 (2004, 2015)	Fewest Assists1,303 (2021)	Most Double Plays198 (1958)
Lowest Fielding Pct.924 (1891)	Most Total Chances6550 (1982)	Fewest Double Plays73 (1891, 1906)
Since 1900.....937 (1905)	Fewest Total Chances5821 (2023)	Fewest Passed Balls5 (2007, 2009, 2023)
Most Putouts4480 (2005)	Most Errors193 (1962)	Most Passed Balls71 (1892)
Fewest Putouts3892 (1938)	Since 1900.....408 (1905)	Most Consecutive Errorless Games
Most Assists1946 (1982)	Fewest Errors73 (2004)13 (June 14-26, 2015)

Los Angeles Single-Season Club Fielding Records

Highest Fielding Pct.988 (2004, 2015)	Most Total Chances5821 (2023)	Most Passed Balls24 (1973)
Lowest Fielding Pct.970 (1962)	Fewest Total Chances5871 (2019)	Fewest Passed Balls5 (2007, 2009, 2023)
Most Putouts4480 (2005)	Most Errors193 (1962)	Most Consecutive Errorless Games
Fewest Putouts4105 (1958)	Fewest Errors73 (2004)13 (June 14-26, 2015)
Most Assists1946 (1982)	Most Double Plays198 (1958)	
Fewest Assists1367 (2017)	Fewest Double Plays94 (2021)	

Brooklyn/Los Angeles Club General Records

Most Games Played165 (1962)	Fewest Games Lost at Home:	Worst Road Winning Percentage:
Most Games Won:	Brooklyn.....17 (1953)	Brooklyn......250 (19-57, 1905)
Brooklyn.....105 (1953)	Los Angeles.....22 (2019)	Los Angeles......321 (26-55, 1992)
Los Angeles.....111 (2022)	Most Games Lost at Home:	Most Night Games Won:80 (2022)
Most Games Lost:	Brooklyn.....50 (1908)	Most Extra-Inning Games:
Brooklyn.....105 (1905)	Los Angeles.....44 (1992, 99)	Brooklyn.....25 (1910)
Los Angeles.....99 (1992)	Best Winning Percentage at Home:	Record: 10-14-1
Best Winning Percentage:	Brooklyn......779 (60-17, 1953)	LA......27 (1967)
Brooklyn......682 (105-49, 1953)	Los Angeles......728 (59-22, 2019)	Record: 10-17
Los Angeles......685 (111-51, 2022)	Worst Winning Percentage at Home:	Most Extra-Inning Games Won:
Worst Winning Percentage:	Brooklyn......351 (27-50, 1908)15 (1973)
Brooklyn......316 (48-104, 1905)	Los Angeles......457 (37-44, 1992, 99)	Most Extra-Inning Games Lost:
Los Angeles......389 (63-99, 1992)	Most Games Won on the Road:17 (1967)
Most Games Won in a Month:	Brooklyn.....51 (1952)	Most Wins from a Club at Home:
Brooklyn.....25 (July 1947, Aug. 1953)	Los Angeles.....54 (2022)16 vs. Pittsburgh (1890)**
Los Angeles.....24 (Aug. 2023)	Fewest Games Won on the Road:	Most Wins from a Club on the Road:
Most Games Lost in a Month:	Brooklyn.....19 (1905)11 vs. Philadelphia (1945)*
Brooklyn.....27 (Sept. 1908)	Los Angeles.....26 (1992)	Most Years Played:
Los Angeles.....20 (July 1968,	Most Games Lost on the Road:	Zack Wheat (1909-1926) and
June 79, Sept.-Oct. 92)	Brooklyn.....57 (1905)	Bill Russell (1969-1986)
Most Games Won at Home:	Los Angeles.....55 (1992)	Most Postponed Games:
Brooklyn.....60 (1953)	Fewest Games Lost on the Road:	Brooklyn.....20 (1952)
Los Angeles.....59 (2019)	Brooklyn.....24 (1952)	Los Angeles.....8 (1976)
Fewest Games Won at Home:	Los Angeles.....27 (2022)	Most Players Used in a Season:
Brooklyn.....27 (1908)	Best Winning Percentage on the Road:	Brooklyn.....55 (1944)
Los Angeles.....37 (1992, 99)	Brooklyn......680 (51-24, 1952)	Los Angeles.....61 (2022)
	Los Angeles......667 (54-27, 2022)	Most Come-From Behind Wins:
		Brooklyn.....52 (1953)
		Los Angeles.....53 (2004)

Brooklyn/Los Angeles Consecutive Records

Individual Pitching:	(Sept. 12, 1966 vs. New York Mets)	Most Saves Converted**84
Shutout Innings:**59	Strikeouts, 1st Major League Game:6	Eric Gagné
Orel Hershiser (Aug. 30-Sept. 28, '88)	Karl Spooner	(Aug. 28, 2002 - July 3, 2004)
Shutouts:**6	(Sept. 22, 1954 vs. New York Giants)	
Don Drysdale (May 14-June 4, 1968)	Pete Richert	
Games Pitched, Reliever:*13	(April 12, 1962 vs. Cincinnati)	Individual Batting:
Mike Marshall (June 18-July 3, 1974)	Strikeouts at the Start of a Game:9	Hitting Streak
Games Won in a Season:	Aaron Harang	Brooklyn.....29
Los Angeles:13	(April 13, 2012 vs. San Diego)	Zack Wheat (Aug. 20-Sept. 16, 1916)
Phil Regan (May 17-Sept. 23, 1966)	Most Strikeouts, 2 Consec. Games:31	Los Angeles.....31
Brooklyn:15	Sandy Koufax (Aug. 24 and 31, 1959)	Willie Davis (Aug. 1-Sept. 3, 1969)
Dazzy Vance (July 11-Sept. 18, 1924)	Most Strikeouts, 3 Consec. Games:41	Reached Base Safely in a Game:7
Wins in a Season (Starting Pitcher):	Sandy Koufax	Cookie Lavagetto
Los Angeles:12	(Aug. 24, 31 and Sept. 6, 1959)	(Sept. 23, 1939 at Philadelphia)
Burt Hooton (July 24 - Sept. 26, 1975)	Most Strikeouts, 4 Consec. Games:50	Reached Base Safely:14
Clayton Kershaw (May 6-Sept. 1, 2017)	Hideo Nomo	Pedro Guerrero (July 23-26, 1985)
Losses in a Season:	(June 14, 19, 24 and 29, 1995)	Hits
Los Angeles:11	Most Walks, Inning:6	Brooklyn.....10
Rick Honeycutt (May 18-Aug. 22, 1987)	Brickyard Kennedy	Edward Konetchy
Brooklyn:14	(Aug. 31, 1900 - 2nd inning)	(June 28, 29 and July 1, 1919)
James Pastorius (1908)	Most Strikeouts, 1st 2 Innings:7	Los Angeles.....10
Strikeouts in a Game:9	Darren Dreifort	Andre Ethier (Aug. 22-25, 2012)
Aaron Harang	(May 22, 2003 vs. Colorado)	Hits, 3 Games:12
(April 13, 2012 vs. San Diego)	Most Saves, Consecutive Games:6	Wee Willie Keeler (June 19-21, 1901)
Strikeouts in a Game by a Reliever:6	Eric Gagné (May 16-22, 2003)	Milton Stock (June 30 - July 2, 1925)
Pete Richert	Most Saves, One Season55+	Rafael Furcal (May 13-15, 2007)
(April 12, 1962 vs. Cincinnati)	Eric Gagné (2003)	Hits, 4 Games:16
Ron Perranoski	Games Pitched, No Homers104	Milton Stock
	Joe Beimel (2008)	(June 30, July 1, 2 and 3, 1925)

Brooklyn/Los Angeles Consecutive Records (Continued)

Extra-Base Hits (Game): 5
Steve Garvey (Aug. 28, 1977 vs. St. Louis)

Games with a Home Run: 5
Roy Campanella (June 11-17, 1950)
Shawn Green (July 21-25, 2001)
Matt Kemp (Sept. 28-Oct. 3, 2010)
Joc Pederson (May 31-June 3, 2015)
Max Muncy (August 15-21, 2019)

Home Runs, Three Games:**7
Shawn Green (May 23-25, 2002)

Games Played:1,107
Steve Garvey
(Sept. 3, 1975-end of 1982 season)

Years Played All Games: 7
Steve Garvey (1976-1982)

Stolen Bases:38
Davey Lopes (June 10-Aug. 24, 1975)

Games With Run Scored: 13
Zack Wheat (Aug. 18-Aug. 28, 1925)

Club Batting:

Games with a Homer: 24
(June 18-July 10, 1953)

Batters Reached Safely in an Inning:**19
(May 21, 1952 vs. Cincinnati)

Hits, Game:*12
(June 23, 1930 vs. Pittsburgh 8th and 7th innings)

Hits in an Inning:*10
(June 23, 1930 vs. Pittsburgh, 8th inn.)

Home Runs in an Inning:*4
(Sept. 18, 2006 vs. San Diego, 9th inn.)

(Aug. 29-Sept. 6, 1924)
Los Angeles: 13
(May 21-June 1, 1962 and Sept. 16-30, 1965)

Games Lost:
Brooklyn: 16 (1944)
Los Angeles: 11
(Sept. 2-11, 2017)

Games Won From a Club on the Road:*18
vs. Pittsburgh (1945-1946)

Doubleheaders Won in a Season:*4
(Sept. 1-4, 1924)

Games with at Least One Double Play: 23
(Aug. 7-27, 1952)

Club General:

Games Won:
Brooklyn: 15

Brooklyn/Los Angeles Single-Game Records

Club General:

Longest Game by Innings: 26
May 1, 1920 at Boston Braves
(Dodgers and Braves tied 1-1)

Longest game in Major League History
Los Angeles: 22
June 3, 1989 at Houston
(Astros won 5-4)
Aug. 23, 1989 at Montreal
(Dodgers won 1-0)

Longest Game by Innings at Home: 19
May 24, 1973 vs. New York
(Mets won 7-3)

Longest 9-Inn. Home Game, Time: 4:19
June 25, 2017 vs. Colorado

Longest 9-Inn. Road Game, Time:**4:27
Oct. 5, 2001 at San Francisco

Longest Extra-Inn. Road Game, Time: 7:14
June 3, 1989 at Houston
Longest night game in NL history

Longest Extra-Inn. Home Game, Time: 6:05
March 29, 2019 vs. Arizona

Shortest Road Game, Time: 0:55
Sept. 21, 1919 at Cincinnati

Shortest Home Game, Time: 1:30
May 20, 1972 vs. Houston

Most Players Used: 28
Sept. 13, 1982 vs. San Diego
16 innings
Sept. 15, 2015 vs. Colorado
16 innings
(NL record for an extra-inning game)
9-Inning Game: 26
Oct. 6, 1985 vs. Cincinnati

Club Pitching:

Most Strikeouts: 26
(June 2, 2017 at MIL.) - 12 innings
9-Inning Game: 18
7 times; last time: May 15, 2015 vs. Colorado

Most Bases Allowed: 17
April 30, 1944 at New York Giants
Los Angeles: 16
(June 29, 1982 vs. New York)

Most Runs Allowed: 28
(Aug. 25, 1891 vs. Chicago)
Since 1900: 26
(April 30, 1944 vs. New York Giants)
Los Angeles: 20
(May 20, 1967 at Chicago)
(May 5, 2001 at Chicago)

Most Runs Allowed - Inning: 13
June 25, 1910 at Boston - 1st Inn.
Los Angeles: 11
April 23, 1999 vs. St. Louis - 3rd Inn.

Most Hits Allowed: 27
June 8, 1940 at Cincinnati
Los Angeles: 26
May 13, 1958 vs. San Francisco
July 17, 2007 vs. Philadelphia

No-Hitters: 23
Last time: **Walker Buehler**; Tony Cingrani, Yimi Garcia and Adam Liberatore
(May 4, 2018 at San Diego in Mexico)

Opponent No-Hitters: 223
Last time - Zach Davies, Ryan Tepera, Andrew Chafin and Craig Kimbrel
June 24, 2021 vs. Chicago

Most Pitchers Used: 11
Sept. 15, 2015 vs. Colorado (16 innings)
Sept. 3, 2022 vs. San Francisco (11 innings)
9-Inning Game: 9
Sept. 7, 2021 vs. STL

Most Pitchers Used in an Inning: 5
May 21, 1927 vs. Chicago (9th Inning)
Aug. 26, 1987 vs. NY. (8th Inning)
Sept. 16, 1991 vs. Cin. (9th Inning)

Club Batting:

Most At-Bats: 85
May 1, 1920 at Boston (26 innings)
Los Angeles: 80
Aug. 23, 1989 at Mtl. (22 innings)

Most Hits: 28
June 23, 1930 at Pittsburgh and
Aug. 22, 1917 vs. Pit. (22 innings)
Los Angeles: 25
May 19, 2006 vs. Los Angeles (AL)
June 27, 2011 at Minnesota

Most Hits in an Inning: 12
May 21, 1952 vs. Cincinnati

Most Runs: 25
May 20, 1896 vs. Pittsburgh
Sept. 23, 1901 vs. Cincinnati
Los Angeles: 22
2x, last, July 10, 2021 vs. ARI

Most Runs in an Inning: 15
May 21, 1952 vs. Cincinnati (1st inn.)
Los Angeles: 10
June 28, 1969 at San Diego (3rd inn.)
July 4, 1971 vs. San Fran. (8th inn.)
Sept. 13, 1977 vs. San Diego (2nd inn.)
May 6, 2005 at Cincinnati (1st inn.)
April 26, 2008 vs. Colorado (1st inn.)

Most Doubles: 9
July 24, 1894 vs. Boston
June 4, 1939 vs. Philadelphia

Most Triples: 5
Aug. 23, 1902 vs. Pittsburgh
July 7, 1921 vs. New York
July 25, 2014 at San Francisco

Most Bases-Loaded Triples: 2
Aug. 25, 1917 and May 24, 1953

Most Triples in an Inning: 4
Aug. 23, 1902 vs. Pit. (3rd Inning)

Most Home Runs: 8
May 23, 2002 at Milwaukee, March 28, 2019 vs. ARI, July 10, 2021 vs. ARI
Brooklyn: 6
June 28, 1924 vs. Philadelphia

Most Home Runs, Inning: 5

5 times, last: Sept. 29, 2021 vs. ARI

Most Grand Slams: 2
Sept. 23, 1901 at Cincinnati, Aug. 23, 1985 at Montreal, May 21, 2000 at Florida, May 2, 2021 vs. Milwaukee, July 10, 2021 vs. Arizona

Most RBI, Inning: 15
May 21, 1952 vs. Cincinnati

Most Total Bases: 48
Aug. 20, 1974 vs. Chicago
Brooklyn: 46
Sept. 23, 1939 at Philadelphia

Most Stolen Bases: 8
Aug. 22, 1948 vs. Boston
Aug. 24, 1974 vs. St. Louis

Most Reaching Base Safely in an Inn.: 19
May 21, 1952 vs. Cincinnati

Most Walks: 17
Aug. 27, 1903 vs. Philadelphia

Most Hit Batters: 4
July 17, 1900 vs. New York Giants
April 24, 2005 at Colorado
July 3, 2006 vs. Arizona

Most Pinch-Hits:**6
Sept. 9, 1926 vs. Philadelphia

Most Pinch-Hitters:*9
Sept. 22, 1959 vs. St. Louis
Sept. 1, 1982 vs. St. Louis (13 inn.)
Sept. 8, 1985 vs. New York (14 inn.)

Most Pinch-Hitters in an Inning: 6
Sept. 24, 2002 vs. Colorado

Most Sacrifice Hits in an Inning:*3
May 23, 1972 vs. San Francisco

Most Runners Left on Base: 25
July 27, 1990 vs. Atlanta
Brooklyn: 20
Aug. 21, 1954 vs. Milwaukee
9-Inning Game: 17
April 11, 1977 vs. Atlanta

Most Grounded Into Double Plays: 5
May 24, 1973 vs. New York
Sept. 24, 2004 at San Francisco
Sept. 8, 2009 at Arizona
Aug. 27, 2015 at CIN

Most Plate App. without a Walk:**81
Aug. 23, 1989 at Montreal

Largest Winning Margin: 21
July 10, 2021 vs. Arizona
(Dodgers won 22-1)
Brooklyn: 20
May of 1982 vs. WAS

Largest Losing Margin: 21
June 8, 1940 vs. Cincinnati
(Dodgers lost 23-2)
Los Angeles: 19
May 5, 2001 at Chicago
(Dodgers lost 20-1)

Biggest Shutout Victory: 19-0
(June 28, 1969 at San Diego)

Biggest Shutout Loss: 18-0
(Aug. 8, 1965 at Cincinnati)

Brooklyn/Los Angeles Single-Game Records (Continued)

Club Fielding:

Most Putouts (Extra Innings):78
 May 1, 1920 at Boston

Most Assists (Extra Innings):37
 Aug 17, 1902 vs. St. Louis

Most Double Plays: 6
 Aug 5, 1966 vs. St. Louis
 July 30, 2017 vs. San Francisco

Most Errors (Los Angeles): 7
 Sept. 4, 1972 vs. Cincinnati
 Sept. 11, 1992 vs. San Francisco
 Sept. 1, 1995 vs. Montreal

Individual Pitching:

Most Innings Pitched:*26
 Leon Cadore (May 1, 1920 at Boston)
 Los Angeles:13
 Don Drysdale (May 22, 1959 vs. S.F.)
 Sandy Koufax (May 28, 1962 at Chi.)

Most Strikeouts in an Inning:*4
 Pete Richert (April 12, 1962 vs. Cin.)
 Don Drysdale (April 17, 1965 vs. Philadelphia)
 Darren Dreifort (May 22, 2003 vs. Colorado)
 Brad Penny (Sept. 23, 2006 vs. Arizona)
 Zack Greinke (July 25, 2014 at S.F.)
 Kenley Jansen (May 15, 2015 vs. COL)
 Sergio Santos (May 16, 2015 vs. COL)

Clayton Kershaw (June 11, 2021 vs. TEX)
 Chris Martin (August 15, 2022 at MIL)

Most Strikeouts in a Game

Los Angeles:18
 Sandy Koufax
 (Aug. 31, 1959 vs. San Francisco and
 April 24, 1962 at Chicago);
 Ramon Martinez ... (June 4, 1990 vs. Atlanta)
 Brooklyn:16
 Nap Rucker (1909)

Strikeouts, First Major League Game:*15
 Karl Spooner (Sept. 22, 1954 vs. NYG)

3 Strikeouts on 9 Pitches - Inning:

D.C. Patty Ragan
 (Oct. 5, 1914 vs. Boston Braves - 8th);
 Dazzy Vance
 (Sept. 14, 1924 vs. Cincinnati - 3rd);
 Sandy Koufax
 (June 30, 1962 vs. New York - 1st;
 April 18, 1964 at Cincinnati - 3rd)
 Todd Worrell
 (Aug. 12, 1995 vs. Pittsburgh - 9th)
 Kenley Jansen
 (May 18, 2017 vs. Miami - 9th)
 Zac Rosscup
 (Aug. 19, 2018 at Seattle - 9th)
 Max Scherzer (Sep. 12, 2021 vs. SD - 2nd)

Most Wild Pitches: 5
 Larry Cheney (July 9, 1918 at St. Louis)

Most Walks Allowed: 11
 Harry McIntyre ... (Aug. 9, 1906 vs. Chicago)
 Sandy Burk (Sept. 23, 1910 vs. St. Louis)
 Van Lingle Mungo (June 9, 1932 vs. PHI)
 Hal Gregg ... (June 15, 1944 vs. NYG - 15 inn.)

Most Hits Allowed:23
 Jeff Pfeffer (June 1, 1919 vs. PHI-19 inn.)

Most Home Runs Allowed: 6
 Hollis Thurston (Aug. 13, 1932 at NYG)

Most Home Runs, Inning: 4
 Ben Wade (May 28, 1954 at NYG- 8th inn)
 Julio Urias (May 18, 2023 at STL - 3rd inn)

Individual Batting:

Most At-Bats:10
 Leon Cadore
 (May 1, 1920 at Boston, 26 innings)
 Jimmy Johnston
 (May 1, 1920 at Boston, 26 innings)
 Bernie Neis

(May 1, 1920 at Boston, 26 innings)
 Ivy Olson (May 1, 1920 at BSN, 26 innings)
 Chuck Ward (May 1, 1920 at BSN, 26 inn.)
 John Shelby ... (June 3, 1989 at HOU, 22 inn.)

Most Runs Scored:*6
 Shawn Green ... (May 23, 2002 at Milwaukee)

Most Hits: 6
 George Cutshaw ... (Aug. 9, 1915 at Chicago)
 Jack Fournier .. (June 29, 1923 at Philadelphia)
 John DeBerry (June 23, 1929 vs. NYG, 14 inn.)
 Walter Gilbert (May 30, 1931 at NYG)
 Cookie Lavagetto (Sept. 23, 1939 at PHI)
 Willie Davis ... (May 24, 1973 vs. NYM-19 inn.)
 Paul Lu Duca. . (May 28, 2001 vs. COL - 11 inn.)
 Shawn Green ... (May 23, 2002 at Milwaukee)
 Chase Utley (July 6, 2016 vs. BAL - 14 inn.)

Most Hits, 1st Game in the Majors: 4
 Casey Stengel (Sept. 17, 1912 at Pittsburgh)

Most Singles: 6
 Willie Davis (May 24, 1973 vs. New York)

Most Doubles: 3
 By many players: Last time:

Jason Heyward, Sept. 16, 2023 at SEA

Most Triples: 3
 Jimmy Sheekard (April 18, 1901 vs. PHI)
 Yasiel Puig (July 25, 2014 at SF)

Most Triples in an Inning: 2
 Bill Dahlen (Aug. 30, 1900-8th inning)

Most Home Runs:*4
 Gil Hodges (Aug. 31, 1950 vs. Boston)
 Shawn Green ... (May 23, 2002 at Milwaukee)

Consecutive Home Runs: 3
 Gene Hermanski ... (Aug. 4, 1948 vs. Chicago)
 Duke Snider (May 30, 1950 at Cincinnati)
 Roy Campanella. (Aug. 26, 1950 at Cincinnati)
 Tom Brown (Sept. 18, 1950 vs. Chicago)
 Shawn Green ... (May 23, 2002 at Milwaukee)
 Hee-Seop Choi. . (June 12, 2005 vs. Minnesota)
 Juan Uribe (Sept. 9, 2013 vs. Arizona)
 Adrián González (April 8, 2015 vs. SD)
 Corey Seager (June 3, 2016 vs. Atlanta)

Most Extra-Base Hits:*5
 Steve Garvey (Aug. 28, 1977 vs. St. Louis)
 Shawn Green ... (May 23, 2002 at Milwaukee)

Most Total Bases:**19
 Shawn Green ... (May 23, 2002 at Milwaukee)

Brooklyn:17
 Gil Hodges (Aug. 31, 1950 vs. Boston)

Most RBI: 9
 Gil Hodges (Aug. 31, 1950 vs. BOS)
 James Loney ... (Sept. 28, 2006 at Colorado)

Most RBI in an Inning: 6
 Cody Bellinger June 2, 2021 vs. STL

Most Stolen Bases: 5
 Davey Lopes (Aug. 24, 1974 vs. St. Louis)

Most Hit by Pitch (Los Angeles):*3
 Nomar Garciaparra July 3, 2006

Most Sacrifice Hits: 4
 Jake Daubert .. (Aug. 15, 1914 vs. Philadelphia)

Most Walks: 5
 Gene Hermanski . (Sept. 22, 1949 vs. St. Louis)
 Greg Brook (May 17, 1983 at Montreal)
 Max Muncy April 25, 2021 vs. SD

Most Strikeouts: 5
 Bill Russell (June 9, 1971 vs. Philadelphia)
 Darryl Strawberry . (May 1, 1991 at Montreal)
 Andruw Jones (July 12, 2008 vs. Florida)

Max Muncy, March 30, 2023 vs. ARI

Reached Base Safely: 7
 Cookie Lavagetto (Sept. 23, 1939 at PHI)

Reached Base Safely in an Inning:*3
 Pee Wee Reese . (May 21, 1952 vs. Cincinnati)

Individual Fielding:

Most Assists:
 By an Infielder:.....13
 Chase Utley (May 22, 2016 at San Diego)

By a Catcher:..... 7
 Bill Bergen (Aug. 23, 1909 vs. St. Louis)
 By a Pitcher:13
 Leon Cadore ... (May 1, 1920 at BOS, 26 INN)

Most Assists in an Inning: 3
 Steve Wilson ... (Aug. 25, 1992 vs. Pittsburgh)
 Zack Greinke (June 13, 2015 at SD)

Clayton Kershaw .. (July 18, 2017 at CWS)
 Scott Alexander (June 5, 2018 at PIT)

By a Catcher: 3
 Bruce Edwards (Aug. 15, 1946 vs. NYG)
 A.J. Ellis (May 23, 2014 at PHI)

Will Smith, (Aug. 15, 2019 at MIA)

Most Chances:
 By an Infielder:.....16
 Phil Lewis (July 20, 1905 vs. Cincinnati)

Chase Utley (May 22, 2016 at San Diego)
 By a Third Baseman:13
 Tony Cuccinello. (July 12, 1934 vs. Cincinnati)

By a First Baseman:31
 Ed Konetchy ... (May 1, 1920 at BOS - 26 inn.)

Nine-inning game:22
 Jake Daubert (May 6, 1910 at BOS)

By a Catcher:26
 Yasmani Grandal
 June 2, 2017 at Milwaukee - 12 inn.,
 (NL record for an extra-inning game)

By a Pitcher:13
 Leon Cadore ... (May 1, 1920 at BOS-26 inn)

Elmer Stricklett
 (Sept. 11, 1906 vs. Philadelphia)

Most Putouts:
 Brooklyn:30
 Ed Konetchy (May 1, 1920 at BOS-26 inn.)

Los Angeles:26
 Yasmani Grandal ... (June 2, 2017 at MIL - 12 inn.)


Most Double Plays: 5
 Teddy Martinez Aug. 21, 1977 at Chicago

Olmedo Saenz ... (July 26, 2006 vs. San Diego)
 James Loney .. (Sept. 4, 2007 at Chicago (NL))

Most Runners Caught Stealing: 6
 Bill Bergen Aug. 23, 1909 vs. St. Louis

Most Errors: 5
 Phillip Lewis ... (July 20, 1905 vs. Cincinnati)
 Charlie Babb ... (June 20, 1904 vs. NY Giants)

Most Errors, Inning: 3
 Davey Lopes (June 2, 1973 vs. Montreal - 1st)
 Jose Offerman (May 9, 1995 at SD - 4th)



H I S T O R Y A N D R E C O R D S

Brooklyn/Los Angeles Career Top 5 – Fielding

First Base:	Third Base:	Outfield:	Pitcher:
Freeman, Freddie .998	Uribe, Juan .978	Butler, Brett .996	Fitzsimmons, Freddie .985
Garvey, Steve .996	Blake, Casey .966	Rosen, Goody .991	Davis, Curt .985
Parker, Wes .996	Turner, Justin .965	Pederson, Joc .990	Perez, Odalis .980
González, Adrián .995	Cox, Billy .964	Bellinger, Cody .989	Ruether, Dutch .979
Murray, Eddie .995	Wallach, Tim .964	Betts, Mookie .988	Vance, Dazzy .979
			Hooton, Burt .978
			Minimum: 300 Games For Each Position Except Pitcher.
Second Base	Shortstop:	Catcher:	Pitcher Minimum: 200 Total Chances.
Robinson, Jackie .983	Izturis, Cesar .980	Smith, Will .997	
Grudzielanek, Mark .983	Anderson, Dave .970	Ellis, A.J. .997	
Cora, Alex .981	Seager, Corey .969	Grandal, Yasmani .995	
Neal, Charlie .980	Cora, Alex .969	Haller, Tom .991	
Deshields, Delino .980	Furcal, Rafael .967	Lo Duca, Paul .991	

Brooklyn/Los Angeles Single Season Fielding

First Base:	Third Base:	Outfield:	Pitcher:
Garvey, Steve 1981, .999	Uribe, Juan 2013, .983	Butler, Brett 1991, 1,000	Vance, Dazzy 1928, 1,000
Parker, Wes 1968, .999	Beltre, Adrian 2004, .978	Butler, Brett 1993, 1,000	Casey, Hugh 1939, 1,000
Freeman, Freddie 2023, .999	Cey, Ron 1979, .977	Ethier, Andre 2011, 1,000	Davis, Curt 1942, 1,000
González, Adrián 2016, .998	Wallach, Tim 1995, .976	Roberts, Dave 2002, 1,000	Hatten, Joe 1947, 1,000
Garvey, Steve 1976, .998	Blake, Casey 2009, .973	Grissom, Marquis 2001, 1,000	Fitzsimmons, F. 1939, 1,000
Muncy, Max 2021, .998	Turner, Justin 2019, .973	Landreaux, Ken 1981, 1,000	Ruether, Dutch 1922, 1,000
Second Base	Shortstop:	Catcher:	Pitchers Listed By Most Total Chances, No Errors.
Ellis, Mark 2012, .994	Rojas, Miguel 2023, .986	Smith, Will 2022, .997	
Reed, Jody 1993, .993	Izturis, Cesar 2004, .985	Grandal, Yasmani 2015, .997	
Robinson, Jackie 1951, .992	Rollins, Jimmy 2015, .983	Ellis, A.J. 2013, .997	
Kendrick, Howie 2015, .990	Izturis, Cesar 2002, .979	Barajas, Rod 2011, .997	
Minimums: Played At Least 2/3 Of Team's Games For Each Position Except Catcher And Pitcher.	Seager, Corey 2017, .979		
	Wills, Maury 1971, .978		
		Catchers Minimum: Played At Least Half Of Team's Games.	

Brooklyn/Los Angeles Career Top 10 – Batting

Games:	Doubles:	Total Bases:	Walks:
Wheat, Zack 2,322	Wheat, Zack 464	Wheat, Zack 4,003	Reese, Pee Wee 1,210
Russell, Bill 2,181	Snider, Duke 343	Snider, Duke 3,689	Gilliam, Jim 1,096
Reese, Pee Wee 2,166	Garvey, Steve 333	Hodges, Gil 3,357	Hodges, Gil 925
Hodges, Gil 2,006	Reese, Pee Wee 330	Davis, Willie 3,094	Snider, Duke 893
Gilliam, Jim 1,956	Furillo, Carl 324	Reese, Pee Wee 3,038	Cey, Ron 795
Davis, Willie 1,962	Davis, Willie 321	Garvey, Steve 3,004	Robinson, Jackie 740
Snider, Duke 1,923	Gilliam, Jim 304	Furillo, Carl 2,922	Wheat, Zack 632
Furillo, Carl 1,806	Ethier, Andre 303	Karros, Eric 2,740	Lopes, Davey 603
Garvey, Steve 1,727	Karros, Eric 302	Gilliam, Jim 2,530	Camilli, Dolph 584
Karros, Eric 1,601	Hodges, Gil 294	Russell, Bill 2,471	Scioccia, Mike 567
At-Bats:	Triples:	Extra-Base Hits:	Slugging Pct. (1,800+ AB):
Wheat, Zack 8,859	Wheat, Zack 171	Snider, Duke 814	Sheffield, Gary .573
Reese, Pee Wee 8,058	Davis, Willie 110	Wheat, Zack 766	Piazza, Mike .572
Davis, Willie 7,495	Myers, Hy 97	Hodges, Gil 703	Herman, Babe .567
Russell, Bill 7,318	Daubert, Jake 87	Davis, Willie 585	Snider, Duke .563
Gilliam, Jim 7,119	Snider, Duke 82	Karros, Eric 582	Fournier, Jack .562
Hodges, Gil 6,881	Hummel, John 82	Garvey, Steve 579	Betts, Mookie .539
Snider, Duke 6,840	Reese, Pee Wee 80	Furillo, Carl 572	Guerrero, Pedro .512
Garvey, Steve 6,543	Sheckard, Jimmy 76	Reese, Pee Wee 536	Green, Shawn .510
Furillo, Carl 6,378	Daly, Tom 76	Ethier, Andre 499	Mondesí, Raul .504
Wills, Maury 6,156	Johnston, Jimmy 73	Kemp, Matt 476	Seager, Corey .504
Runs:	Home Runs:	Batting Avg. (1,800+ AB):	Pinch-Hits:
Reese, Pee Wee 1,338	Snider, Duke 389	Keeler, Wee Willie .360	Hansen, Dave 110
Wheat, Zack 1,255	Hodges, Gil 361	Herman, Babe .339	Mota, Manny 106
Snider, Duke 1,199	Karros, Eric 270	Fournier, Jack .337	Wynn, Chris 82
Gilliam, Jim 1,163	Campanella, Roy 242	Piazza, Mike .331	Saenz, Olmedo 49
Hodges, Gil 1,088	Cey, Ron 228	Wheat, Zack .317	Snider, Duke 43
Davis, Willie 1,004	Garvey, Steve 211	Mota, Manny .315	Webster, Mitch 43
Robinson, Jackie 947	Kemp, Matt 203	Jones, Fielder .313	Ethier, Andre 40
Furillo, Carl 895	Furillo, Carl 192	Sheffield, Gary .312	Sharperson, Mike 39
Griffin, Mike 882	Piazza, Mike 177	Robinson, Jackie .311	Hatcher, Mickey 38
Wills, Maury 876	Muncy, Max 175	Walker, Dixie .311	Monday, Rick 34
Hits:	RBI:	Stolen Bases:	
Wheat, Zack 2,804	Snider, Duke 1,271	Wills, Maury 490	
Reese, Pee Wee 2,170	Hodges, Gil 1,254	Lopes, Davey 418	
Davis, Willie 2,091	Wheat, Zack 1,223	Davis, Willie 335	
Snider, Duke 1,995	Furillo, Carl 1,058	Daly, Tom 298	
Garvey, Steve 1,968	Garvey, Steve 992	Sax, Steve 290	
Russell, Bill 1,926	Karros, Eric 976	Griffin, Mike 264	
Furillo, Carl 1,910	Reese, Pee Wee 885	Reese, Pee Wee 232	
Gilliam, Jim 1,889	Campanella, Roy 856	Sheckard, Jimmy 212	
Hodges, Gil 1,884	Davis, Willie 849	Gilliam, Jim 203	
Wills, Maury 1,732	Cey, Ron 842	Wheat, Zack 203	

Los Angeles Career Top - 10 Batting

Games:		Doubles:		Total Bases:		Walks:	
Russell, Bill	2,181	Garvey, Steve	333	Davis, Willie	3,094	Cey, Ron	765
Davis, Willie	1,962	Davis, Willie	321	Garvey, Steve	3,004	Gilliam, Jim	631
Garvey, Steve	1,727	Ethier, Andre	303	Karros, Eric	2,740	Lopes, Davey	603
Karros, Eric	1,601	Karros, Eric	302	Russell, Bill	2,471	Scioscia, Mike	567
Wills, Maury	1,593	Russell, Bill	293	Cey, Ron	2,321	Parker, Wes	532
Cey, Ron	1,481	Kemp, Matt	240	Kemp, Matt	2,237	Fairly, Ron	522
Ethier, Andre	1,455	Turner, Justin	235	Ethier, Andre	2,224	Ethier, Andre	519
Scioscia, Mike	1,441	Cey, Ron	223	Wills, Maury	2,045	Karros, Eric	517
Fairly, Ron	1,306	Scioscia, Mike	198	Guerrero, Pedro	1,843	Russell, Bill	483
Parker, Wes	1,288	Parker, Wes	194	Turner, Justin	1,805	Wills, Maury	466
At-Bats:		Triples:		Extra-Base Hits:		Plate Appearances:	
Davis, Willie	7,495	Davis, Willie	110	Davis, Willie	585	Davis, Willie	8,035
Russell, Bill	7,318	Russell, Bill	57	Karros, Eric	582	Russell, Bill	8,021
Garvey, Steve	6,543	Wills, Maury	56	Garvey, Steve	579	Garvey, Steve	7,027
Wills, Maury	6,156	Roseboro, John	44	Ethier, Andre	499	Wills, Maury	6,745
Karros, Eric	6,002	Butler, Brett	41	Kemp, Matt	476	Karros, Eric	6,624
Cey, Ron	5,216	Lopes, Davey	39	Cey, Ron	469	Cey, Ron	6,108
Ethier, Andre	4,800	Mondesi, Raul	37	Turner, Justin	398	Ethier, Andre	5,425
Lopes, Davey	4,590	Garvey, Steve	35	Russell, Bill	396	Lopes, Davey	5,308
Kemp, Matt	4,531	Sax, Steve	35	Mondesi, Raul	390	Scioscia, Mike	5,057
Scioscia, Mike	4,373	Ethier, Andre	34	Guerrero, Pedro	364	Kemp, Matt	5,002
Runs:		Home Runs:		Batting Avg. (1,800+ Ab):		Slugging Pct. (1,800+AB):	
Davis, Willie	1,004	Karros, Eric	270	Piazza, Mike	.331	Sheffield, Gary	.573
Wills, Maury	876	Cey, Ron	228	Mota, Manny	.315	Piazza, Mike	.572
Garvey, Steve	852	Garvey, Steve	211	Sheffield, Gary	.312	Betts, Mookie	.539
Russell, Bill	796	Kemp, Matt	203	Guerrero, Pedro	.309	Guerrero, Pedro	.512
Lopes, Davey	759	Piazza, Mike	177	Davis, Tommy	.304	Green, Shawn	.510
Karros, Eric	752	Muney, Max	175	Garvey, Steve	.301	Mondesi, Raul	.504
Cey, Ron	715	Guerrero, Pedro	171	Butler, Brett	.298	Seager, Corey	.504
Kemp, Matt	712	Mondesi, Raul	163	Seager, Corey	.297	Howard, Frank	.495
Ethier, Andre	641	Ethier, Andre	162	Turner, Justin	.296	Kemp, Matt	.494
Gilliam, Jim	630	Green, Shawn	162	Kemp, Matt	.292	Turner, Justin	.490
Hits:		RBI:		Stolen Bases:		Pinch-Hits:	
Davis, Willie	2,091	Garvey, Steve	992	Wills, Maury	490	Hansen, Dave	110
Garvey, Steve	1,968	Karros, Eric	976	Lopes, Davey	418	Mota, Manny	106
Russell, Bill	1,926	Davis, Willie	849	Davis, Willie	335	Gwynn, Chris	52
Wills, Maury	1,732	Cey, Ron	842	Sax, Steve	290	Saenz, Olmedo	49
Karros, Eric	1,608	Kemp, Matt	733	Butler, Brett	179	Webster, Mitch	43
Cey, Ron	1,378	Ethier, Andre	687	Kemp, Matt	170	Ethier, Andre	40
Ethier, Andre	1,367	Russell, Bill	627	Russell, Bill	167	Sharperson, Mike	39
Kemp, Matt	1,322	Baker, Dusty	586	Mondesi, Raul	140	Hatcher, Mickey	38
Sax, Steve	1,218	Guerrero, Pedro	585	Pierre, Juan	134	Monday, Rick	34
Lopes, Davey	1,204	Turner, Justin	574	Gordon, Dee	130		



Former first baseman Eric Karros holds the distinction as Los Angeles' home run king (270).

Brooklyn/Los Angeles Career Top - 10 Pitching

Wins:		Games Started:		Complete Games:		Walks:	
Sutton, Don	233	Sutton, Don	533	Kennedy, Brickyard	279	Kennedy, Brickyard	1,128
Kershaw, Clayton	210	Drysdale, Don	465	Vance, Dazzy	212	Sutton, Don	996
Drysdale, Don	209	Kershaw, Clayton	422	Grimes, Burleigh	205	Valenzuela, Fernando	915
Vance, Dazzy	190	Osteen, Claude	335	Rucker, Nap	186	Drysdale, Don	855
Kennedy, Brickyard	174	Kennedy, Brickyard	332	Drysdale, Don	167	Koufax, Sandy	817
Koufax, Sandy	165	Vance, Dazzy	328	Pfeffer, Jeff	157	Vance, Dazzy	764
Grimes, Burleigh	158	Valenzuela, Fernando	320	Sutton, Don	156	Grimes, Burleigh	744
Osteen, Claude	147	Koufax, Sandy	314	Koufax, Sandy	137	Martinez, Ramon	704
Valenzuela, Fernando	141	Podres, Johnny	310	Stein, Ed	136	Rucker, Nap	701
Podres, Johnny	136	Hershiser, Orel	309	Mcintyre, Harry	119	Mungo, Van Lingle	697
Losses:		Strikeouts:		Innings Pitched:		Shutouts:	
Sutton, Don	181	Kershaw, Clayton	2,944	Sutton, Don	3,816.1	Sutton, Don	52
Drysdale, Don	166	Sutton, Don	2,696	Drysdale, Don	3,432.1	Drysdale, Don	49
Kennedy, Brickyard	150	Drysdale, Don	2,486	Kennedy, Brickyard	2,857.0	Koufax, Sandy	40
Rucker, Nap	134	Koufax, Sandy	2,396	Vance, Dazzy	2,758.0	Rucker, Nap	38
Vance, Dazzy	131	Vance, Dazzy	1,918	Kershaw, Clayton	2,712.2	Osteen, Claude	34
Osteen, Claude	128	Valenzuela, Fernando	1,759	Grimes, Burleigh	2,425.2	Vance, Dazzy	30
Grimes, Burleigh	121	Hershiser, Orel	1,466	Osteen, Claude	2,397.1	Valenzuela, Fernando	29
Valenzuela, Fernando	116	Podres, Johnny	1,331	Rucker, Nap	2,376.1	Pfeffer, Jeff	25
Hershiser, Orel	107	Martinez, Ramon	1,312	Valenzuela, Fernando	2,348.2	Hershiser, Orel	24
Podres, Johnny	104	Welch, Bob	1,292	Koufax, Sandy	2,324.1	Podres, Johnny	23
						Welch, Bob	23
Games:		Saves:		Hits:		ERA (1,100+ Innings):	
Jansen, Kenley	702	Jansen, Kenley	350	Sutton, Don	3,291	Pfeffer, Jeff	2.31
Sutton, Don	550	Gagné, Eric	161	Kennedy, Brickyard	3,102	Rucker, Nap	2.42
Drysdale, Don	518	Shaw, Jeff	129	Drysdale, Don	3,084	Kershaw, Clayton	2.48
Brewer, Jim	474	Worrell, Todd	127	Vance, Dazzy	2,579	Koufax, Sandy	2.76
Perranoski, Ron	457	Brewer, Jim	125	Grimes, Burleigh	2,547	Smith, Sherry	2.91
Labine, Clem	425	Perranoski, Ron	101	Osteen, Claude	2,350	Drysdale, Don	2.95
Kershaw, Clayton	425	Howell, Jay	85	Valenzuela, Fernando	2,099	Scanlan, Doc	2.96
Hough, Charlie	401	Broxton, Jonathan	84	Rucker, Nap	2,089	John, Tommy	2.97
Koufax, Sandy	397	Labine, Clem	83	Kershaw, Clayton	2,055	Singer, Bill	3.03
Broxton, Jonathan	386	Saito, Takashi	81	Podres, Johnny	2,009	Osteen, Claude	3.09

Los Angeles Career Top 10 – Pitching

Wins:		Games Started:		Complete Games:		Walks:	
Sutton, Don	233	Sutton, Don	533	Drysdale, Don	156	Sutton, Don	996
Kershaw, Clayton	210	Drysdale, Don	424	Sutton, Don	156	Valenzuela, Fernando	915
Drysdale, Don	187	Kershaw, Clayton	422	Koufax, Sandy	133	Drysdale, Don	763
Koufax, Sandy	156	Osteen, Claude	335	Valenzuela, Fernando	107	Koufax, Sandy	709
Osteen, Claude	147	Valenzuela, Fernando	320	Osteen, Claude	100	Martinez, Ramon	704
Valenzuela, Fernando	141	Hershiser, Orel	309	Hershiser, Orel	65	Kershaw, Clayton	669
Hershiser, Orel	135	Koufax, Sandy	286	Hooton, Burt	61	Hershiser, Orel	667
Martinez, Ramon	123	Welch, Bob	267	Singer, Bill	52	Park, Chan Ho	596
Welch, Bob	115	Hooton, Burt	265	Podres, Johnny	50	Osteen, Claude	568
Hooton, Burt	112	Martinez, Ramon	262	Welch, Bob	47	Welch, Bob	565
Losses:		Strikeouts:		Innings Pitched:		Shutouts:	
Sutton, Don	181	Kershaw, Clayton	2,944	Sutton, Don	3,816.1	Sutton, Don	52
Drysdale, Don	152	Sutton, Don	2,696	Drysdale, Don	3,112.1	Drysdale, Don	45
Osteen, Claude	126	Drysdale, Don	2,283	Kershaw, Clayton	2,712.2	Koufax, Sandy	38
Valenzuela, Fernando	116	Koufax, Sandy	2,214	Osteen, Claude	2,397.1	Osteen, Claude	34
Hershiser, Orel	107	Valenzuela, Fernando	1,759	Valenzuela, Fernando	2,348.2	Valenzuela, Fernando	29
Kershaw, Clayton	92	Hershiser, Orel	1,456	Hershiser, Orel	2,180.2	Hershiser, Orel	24
Welch, Bob	86	Martinez, Ramon	1,312	Koufax, Sandy	2,119.2	Welch, Bob	23
Hooton, Burt	84	Welch, Bob	1,292	Hooton, Burt	1,861.0	Hooton, Burt	22
Koufax, Sandy	77	Nomo, Hideo	1,200	Welch, Bob	1,820.2	Martinez, Ramon	20
Martinez, Ramon	77	Park, Chan Ho	1,177	Martinez, Ramon	1,731.2	Singer, Bill	18
Games:		Saves:		Hits:		ERA (900+ Innings):	
Jansen, Kenley	605	Jansen, Kenley	350	Sutton, Don	3,291	Kershaw, Clayton	2.48
Sutton, Don	550	Gagné, Eric	161	Drysdale, Don	2,792	Koufax, Sandy	2.64
Brewer, Jim	474	Shaw, Jeff	129	Osteen, Claude	2,350	Messersmith, Andy	2.67
Drysdale, Don	459	Worrell, Todd	127	Valenzuela, Fernando	2,099	John, Tommy	2.97
Perranoski, Ron	457	Brewer, Jim	125	Kershaw, Clayton	2,055	Drysdale, Don	2.98
Kershaw, Clayton	425	Perranoski, Ron	101	Hershiser, Orel	1,976	Singer, Bill	3.03
Hough, Charlie	401	Howell, Jay	85	Hooton, Burt	1,659	Osteen, Claude	3.09
Broxton, Jonathan	386	Broxton, Jonathan	84	Welch, Bob	1,631	Sutton, Don	3.09
Hershiser, Orel	353	Saito, Takashi	81	Koufax, Sandy	1,572	Reuss, Jerry	3.11
Osteen, Claude	339	Niedenfuier, Tom	64	Martinez, Ramon	1,518	Hershiser, Orel	3.12

Brooklyn/Los Angeles Single-Season Top 10 – Batting

At-Bats:

1. Wills, Maury	695 (1962)
2. Izturis, Cesar	670 (2004)
3. Pierre, Juan	668 (2007)
4. Furillo, Carl	667 (1951)
5. Davis, Tommy	665 (1962)
6. Garvey, Steve	659 (1975)
7. Garvey, Steve	658 (1980)
8. Furcal, Rafael	654 (2006)
9. Olson, Ivy	652 (1921)
9. Turner, Trea	652 (2022)

Plate Appearances:

1. Wills, Maury	759 (1962)
2. Reese, Pee Wee	743 (1949)
3. Furcal, Rafael	736 (2006)
4. Butler, Brett	730 (1991)
Freeman, Freddie	730 (2023)
6. Pierre, Juan	729 (2007)
7. Izturis, Cesar	728 (2004)
8. Lopes, Davey	728 (1975)
Stanky, Eddie	728 (1945)
10. Furillo, Carl	724 (1951)

Runs:

1. Collins, Hub	148 (1890)
2. Herman, Babe	143 (1930)
3. Griffin, Mike	140 (1895)
Keeler, Willie	140 (1899)
5. Griffin, Mike	136 (1897)
6. Daly, Tom	135 (1894)
7. Jones, Fielder	134 (1897)
8. Reese, Pee Wee	132 (1949)
Snider, Duke	132 (1953)
10. Freeman, Freddie	131 (2023)

Hits:

1. Herman, Babe	241 (1930)
2. Davis, Tommy	230 (1962)
3. Wheat, Zack	221 (1925)
4. O'doul, Lefty	219 (1932)
5. Herman, Babe	217 (1929)
6. Keeler, Willie	215 (1899)
7. Wheat, Zack	212 (1924)
8. Freeman, Freddie	211 (2023)
9. Garvey, Steve	210 (1975)
Sax, Steve	210 (1986)

Batting Average: (3.1 PA/G)

1. Herman, Babe	.393 (1930)
2. Herman, Babe	.381 (1929)
3. Keeler, Willie	.377 (1899)
4. Wheat, Zack	.375 (1924)
5. Keeler, Willie	.368 (1900)
O'doul, Lefty	.368 (1932)
7. Piazza, Mike	.362 (1997)
8. Burns, Oyster	.361 (1894)
9. Wheat, Zack	.359 (1925)
10. Walker, Dixie	.357 (1944)

Singles:

1. Keeler, Willie	187 (1899)
2. Keeler, Willie	179 (1900)
Wills, Maury	179 (1962)
4. Keeler, Willie	176 (1901)
5. Davis, Willie	167 (1962)
6. Wills, Maury	165 (1965)
7. Pierre, Juan	164 (2007)
Stock, Milt	164 (1925)
9. Keeler, Willie	163 (1902)
10. Butler, Brett	162 (1991)

Doubles:

1. Freeman, Freddie	59 (2023)
2. Frederick, John	52 (1929)
3. Green, Shawn	49 (2003)
4. Herman, Babe	48 (1930)
5. Parker, Wes	47 (1970)
Freeman, Freddie	47 (2022)
7. Frederick, John	44 (1930)
Green, Shawn	44 (2000)
Seager, Corey	44 (2019)
10. Herman, Babe	43 (1931)
Galan, Augie	43 (1944)
Sax, Steve	43 (1986)

Triples:

1. Treadway, George	26 (1894)
2. Myers, Hy	22 (1920)
3. Brothers, Dan	20 (1892)
Corcoran, Tom	20 (1894)
5. Sheppard, Jimmy	19 (1901)
6. Burns, Oyster	18 (1892)
Lumley, Harry	18 (1904)
8. Kelley, Joe	17 (1900)
Reiser, Pete	17 (1941)
Gilliam, Jim	17 (1953)

Home Runs:

1. Green, Shawn	49 (2001)
2. Beltre, Adrian	48 (2004)
3. Bellinger, Cody	47 (2019)
4. Snider, Duke	43 (1956)
Sheffield, Gary	43 (2000)
6. Snider, Duke	42 (1953)
Hodges, Gil	42 (1954)
Snider, Duke	42 (1955)
Green, Shawn	42 (2002)
10. Campanella, Roy	41 (1953)

RBI:

1. Davis, Tommy	153 (1962)
2. Campanella, Roy	142 (1953)
3. Snider, Duke	136 (1955)
4. Fournier, Jack	130 (1925)
Herman, Babe	130 (1930)
Hodges, Gil	130 (1954)
Snider, Duke	130 (1954)
8. Burns, Oyster	128 (1890)
9. Wright, Glenn	126 (1930)
Snider, Duke	126 (1953)
Kemp, Matt	126 (2011)

Total Bases:

1. Herman, Babe	416 (1930)
2. Snider, Duke	378 (1954)
3. Beltre, Adrian	376 (2004)
4. Snider, Duke	370 (1953)
Green, Shawn	370 (2001)
6. Freeman, Freddie	361 (2023)
7. Davis, Tommy	356 (1962)
8. Piazza, Mike	355 (1997)
9. Kemp, Matt	353 (2011)
10. Bellinger, Cody	351 (2019)

Stolen Bases:

1. Wills, Maury	104 (1962)
2. Wills, Maury	94 (1965)
3. Ward, Monte	88 (1892)
4. Collins, Hub	85 (1890)
5. Lopes, Davey	77 (1975)
6. Sheppard, Jimmy	67 (1903)
7. Gordon, Dee	64 (2014)
Pierre, Juan	64 (2007)
9. Lopes, Davey	63 (1976)
10. Lopes, Davey	59 (1974)

Walks:

1. Stanky, Eddie	148 (1945)
2. Stanky, Eddie	137 (1946)
3. Camilli, Dolph	119 (1938)
4. Reese, Pee Wee	116 (1949)
5. Galan, Augie	114 (1945)
6. Camilli, Dolph	110 (1939)
Wynn, Jimmy	110 (1975)
8. Butler, Brett	108 (1991)
Wynn, Jimmy	108 (1974)
10. Hodges, Gil	107 (1952)

Slugging Percentage:

1. Herman, Babe	.678 (1930)
2. Snider, Duke	.647 (1954)
3. Sheffield, Gary	.643 (2000)
4. Piazza, Mike	.638 (1997)
5. Beltre, Adrian	.629 (2004)
Bellinger, Cody	.629 (2019)
7. Snider, Duke	.628 (1955)
8. Snider, Duke	.627 (1953)
9. Herman, Babe	.612 (1929)
10. Campanella, Roy	.611 (1953)

On-Base Percentage:

1. Herman, Babe	.455 (1930)
2. Fournier, Jack	.440 (1952)
3. Robinson, Jackie	.438 (1949)
Moon, Wally	.438 (1960)
Sheffield, Gary	.438 (2000)
6. Herman, Babe	.436 (1929)
Stanky, Eddie	.436 (1946)
Robinson, Jackie	.436 (1951)
9. Walker, Dixie	.434 (1944)
10. Smith, Reggie	.432 (1977)

Extra-Base Hits:

1. Herman, Babe	94 (1930)
2. Freeman, Freddie	90 (2023)
3. Snider, Duke	89 (1954)
4. Snider, Duke	84 (1953)
Green, Shawn	84 (2001)
Bellinger, Cody	84 (2019)
7. Frederick, John	82 (1929)
Snider, Duke	82 (1955)
9. Beltre, Adrian	80 (2004)
Betts, Mookie	80 (2023)

Pinch-Hits:

1. Hansen, Dave	18 (1993)
2. Webster, Mitch	17 (1992)
3. Gautreaux, Sid	16 (1936)
4. Mota, Manny	15 (1974)
Goodson, Ed	15 (1976)
Mota, Manny	15 (1979)
Hansen, Dave	15 (2000)
Saenz, Olmedo	15 (2004)
Saenz, Olmedo	15 (2006)
10. Mota, Manny	14 (1977)
Whitfield, Terry	14 (1985)
Hatcher, Mickey	14 (1990)
Saenz, Olmedo	14 (2007)
Young, Delwyn	14 (2008)
Loretta, Mark	14 (2009)
Pierre, Juan	14 (2009)

Brooklyn/Los Angeles Single-Season Top 10 - Pitching

Games:

1. Marshall, Mike	106 (1974)
2. Quantrill, Paul	89 (2003)
3. Quantrill, Paul	86 (2002)
4. Beimel, Joe	83 (2007)
5. Broxton, Jonathan	83 (2007)
6. Martin, Tom	80 (2003)
7. Sanchez, Duaner	79 (2005)
8. Hough, Charlie	77 (1976)
Shaw, Jeff	77 (2001)
Gagné, Eric	77 (2002, '03)
Belisario, Ronald	77 (2013)

Games Started:

1. Terry, Bill	44 (1890)
Haddock, George	44 (1892)
Kennedy, Brickyard	44 (1893)
4. Lovett, Tom	43 (1891)
5. Stein, Ed	42 (1892)
Drysdale, Don	42 (1963)
Drysdale, Don	42 (1965)
8. 9 Tied With 41	

Complete Games:

1. Kennedy, Brickyard	40 (1893)
2. Lovett, Tom	39 (1890)
Lovett, Tom	39 (1891)
Haddock, George	39 (1892)
5. Terry, Bill	38 (1890)
Stein, Ed	38 (1892)
Stein, Ed	38 (1894)
Kennedy, Brickyard	38 (1898)
Jones, Oscar	38 (1904)
10. 2 Tied With 36	

Innings:

1. Kennedy, Brickyard	382.2 (1893)
2. Haddock, George	381.1 (1892)
3. Stein, Ed	377.1 (1892)
4. Jones, Oscar	377.0 (1904)
5. Lovett, Tom	372.0 (1890)
6. Terry, Bill	370.0 (1890)
7. Lovett, Tom	365.2 (1891)
8. Kennedy, Brickyard	360.2 (1894)
9. Stein, Ed	359.0 (1894)
10. Donovan, Bill	351.0 (1901)

Wins:

1. Lovett, Tom	30 (1890)
2. Haddock, George	29 (1892)
McGinnity, Joe	29 (1900)
4. Hughes, Jim	28 (1899)
Vance, Dazzy	28 (1924)
6. Stein, Ed	27 (1892)
Stein, Ed	27 (1894)
Newcombe, Don	27 (1966)
Koufax, Sandy	27 (1966)
10. Terry, Bill	26 (1900)
Koufax, Sandy	26 (1965)

Winning Pct. (Min.15 Decisions):

1. Gonsolin, Tony	.941 (16-1) 2022
2. Regan, Phil	.933 (14-1) 1966
3. Fitzsimmons, F.	.889 (16-2) 1940
4. Roe, Preacher	.880 (22-3) 1951
5. Kershaw, Clayton	.875 (21-3) 2014
6. Urias, Julio	.870 (20-3) 2021
7. Hershiser, Orel	.864 (19-3) 1985
Greinke, Zack	.864 (19-3) 2015
9. Wood, Alex	.842 (16-3) 2017
Perranoski, Ron	.842 (16-3) 1963

Strikeouts:

1. Koufax, Sandy	382 (1965)
2. Koufax, Sandy	317 (1966)
3. Koufax, Sandy	306 (1963)
4. Kershaw, Clayton	301 (2015)
5. Koufax, Sandy	269 (1961)
6. Vance, Dazzy	262 (1924)
7. Drysdale, Don	251 (1963)
8. Kershaw, Clayton	248 (2011)
9. Singer, Bill	247 (1969)
10. Drysdale, Don	246 (1960)

ERA (Min. 1.0 IP Per Team Game):

1. Marquard, Rube	1.58 (1916)
2. Greinke, Zack	1.66 (2015)
3. Garvin, Ned	1.68 (1904)
4. Koufax, Sandy	1.73 (1966)
5. Koufax, Sandy	1.74 (1964)
6. Kershaw, Clayton	1.77 (2014)
7. Kershaw, Clayton	1.83 (2013)
8. Wilhelm, Kaiser	1.87 (1908)
9. Koufax, Sandy	1.88 (1963)
10. Pfeffer, Jeff	1.91 (1916)

Shutouts:

1. Koufax, Sandy	11 (1963)
2. Sutton, Don	9 (1972)
3. Koufax, Sandy	8 (1965)
Drysdale, Don	8 (1968)
Valenzuela, Fernando	8 (1981)
Hershiser, Orel	8 (1988)
Belcher, Tim	8 (1989)
8. 5 Tied With 7	

Saves:

1. Gagné, Eric	55 (2003)
2. Gagné, Eric	52 (2002)
3. Jansen, Kenley	47 (2016)
4. Gagné, Eric	45 (2004)
5. Jansen, Kenley	44 (2014)
Worrell, Todd	44 (1996)
7. Shaw, Jeff	43 (2001)
8. Jansen, Kenley	41 (2017)
9. Saito, Takashi	39 (2007)
10. Jansen, Kenley	38 (2018)



2014 MVP Clayton Kershaw is in the top 10 for multiple single-season pitching records, including ERA, win percentage and strikeouts.

Los Angeles Single-Season Top 10 – Batting

At-Bats:

1. Wills, Maury	695 (1962)
2. Izturis, Cesar	670 (2004)
3. Pierre, Juan	668 (2007)
4. Davis, Tommy	665 (1962)
5. Garvey, Steve	659 (1975)
6. Garvey, Steve	658 (1980)
7. Furcal, Rafael	654 (2006)
8. Turner, Trea	652 (2022)
9. Wills, Maury	650 (1965)
10. Garvey, Steve	648 (1979)

Runs:

1. Freeman, Freddie	131 (2023)
2. Wills, Maury	130 (1962)
3. Betts, Mookie	126 (2023)
4. Green, Shawn	124 (2001)
5. Bellinger, Cody	121 (2019)
6. Davis, Tommy	120 (1962)
7. Betts, Mookie	117 (2022)
8. Freeman, Freddie	117 (2022)
9. Kemp, Matt	115 (2011)
10. Furcal, Rafael	113 (2006)

Hits:

1. Davis, Tommy	230 (1962)
2. Freeman, Freddie	211 (2023)
3. Garvey, Steve	210 (1975)
4. Sax, Steve	210 (1986)
5. Wills, Maury	208 (1962)
6. Garvey, Steve	204 (1979)
7. Garvey, Steve	202 (1978)
8. Piazza, Mike	201 (1997)
9. Garvey, Steve	200 (1974)
10. Garvey, Steve	200 (1976)
11. Garvey, Steve	200 (1980)
12. Beltre, Adrian	200 (2004)

Batting Average:

1. Piazza, Mike	.362 (1997)
2. Piazza, Mike	.346 (1995)
3. Davis, Tommy	.346 (1962)
4. Guerrero, Pedro	.338 (1987)
5. Piazza, Mike	.336 (1996)
6. Beltre, Adrian	.334 (2004)
7. Sax, Steve	.332 (1986)
8. Freeman, Freddie	.331 (2023)
9. Murray, Eddie	.330 (1990)
10. Moon, Wally	.328 (1961)

Singles:

1. Wills, Maury	179 (1962)
2. Davis, Willie	167 (1962)
3. Wills, Maury	165 (1965)
4. Pierre, Juan	164 (2007)
5. Butler, Brett	162 (1991)
6. Sax, Steve	157 (1986)
7. Buckner, Bill	154 (1976)
8. Wills, Maury	151 (1964)
9. Wills, Maury	150 (1961)
10. Butler, Brett	149 (1993)
11. Wills, Maury	149 (1971)

Doubles:

1. Freeman, Freddie	59 (2023)
2. Green, Shawn	49 (2003)
3. Parker, Wes	47 (1970)
4. Freeman, Freddie	47 (2022)
5. Green, Shawn	44 (2000)
6. Seager, Corey	44 (2019)
7. Sax, Steve	43 (1986)
8. Mondesi, Raul	42 (1997)
9. Ethier, Andre	42 (2009)
10. González, Adrián	41 (2014)
11. Loney, James	41 (2010)

Triples:

1. Davis, Willie	16 (1970)
2. Gordon, Dee	12 (2014)
3. Lofton, Kenny	12 (2006)
4. Butler, Brett	11 (1992)
5. Moon, Wally	11 (1959)
6. Neal, Charlie	11 (1959)
7. Butler, Brett	10 (1993)
8. Wills, Maury	10 (1961)
9. Davis, Willie	10 (1962)
10. Wills, Maury	10 (1962)
11. Davis, Willie	10 (1968)
12. Davis, Willie	10 (1971)

Home Runs:

1. Green, Shawn	49 (2001)
2. Beltre, Adrian	48 (2004)
3. Bellinger, Cody	47 (2019)
4. Sheffield, Gary	43 (2000)
5. Green, Shawn	42 (2002)
6. Piazza, Mike	40 (1997)
7. Bellinger, Cody	39 (2017)
8. Kemp, Matt	39 (2011)
9. Betts, Mookie	39 (2023)
10. Piazza, Mike	36 (1996)
11. Sheffield, Gary	36 (2001)
12. Pederson, Joe	36 (2019)
13. Muncy, Max	36 (2021)
14. Muncy, Max	36 (2023)

RBI:

1. Davis, Tommy	153 (1962)
2. Kemp, Matt	126 (2011)
3. Green, Shawn	125 (2001)
4. Piazza, Mike	124 (1997)
5. Beltre, Adrian	121 (2004)
6. Howard, Frank	119 (1962)
7. González, Adrián	116 (2014)
8. Garvey, Steve	115 (1977)
9. Bellinger, Cody	115 (2019)
10. Green, Shawn	114 (2002)

Total Bases:

1. Beltre, Adrian	376 (2004)
2. Green, Shawn	370 (2001)
3. Freeman, Freddie	361 (2023)
4. Davis, Tommy	356 (1962)
5. Piazza, Mike	355 (1997)
6. Kemp, Matt	353 (2011)
7. Bellinger, Cody	351 (2019)
8. Betts, Mookie	338 (2023)
9. Mondesi, Raul	333 (1997)
10. Green, Shawn	325 (2002)

Stolen Bases:

1. Wills, Maury	104 (1962)
2. Wills, Maury	94 (1965)
3. Lopes, Davey	77 (1975)
4. Gordon, Dee	64 (2014)
5. Pierre, Juan	64 (2007)
6. Lopes, Davey	63 (1976)
7. Lopes, Davey	59 (1974)
8. Sax, Steve	56 (1983)
9. Wills, Maury	53 (1964)
10. Young, Eric	51 (1999)

Walks:

1. Wynn, Jimmy	110 (1975)
2. Butler, Brett	108 (1991)
3. Wynn, Jimmy	108 (1974)
4. Smith, Reggie	104 (1977)
5. Sheffield, Gary	104 (1999)
6. Sheffield, Gary	101 (2000)
7. Lopes, Davey	97 (1979)
8. Gilliam, Jim	96 (1959)
9. Gilliam, Jim	96 (1960)
10. Cey, Ron	96 (1978)

Slugging Percentage:

1. Sheffield, Gary	.643 (2000)
2. Piazza, Mike	.638 (1997)
3. Beltre, Adrian	.629 (2004)
4. Bellinger, Cody	.629 (2019)
5. Piazza, Mike	.606 (1995)
6. Green, Shawn	.598 (2001)
7. Kemp, Matt	.586 (2011)
8. Seager, Corey	.585 (2020)
9. Sheffield, Gary	.583 (2001)
10. Bellinger, Cody	.581 (2017)

On-Base Percentage:

1. Moon, Wally	.438 (1960)
2. Sheffield, Gary	.438 (2000)
3. Smith, Reggie	.432 (1977)
4. Piazza, Mike	.431 (1997)
5. Guerrero, Pedro	.425 (1985)
6. Piazza, Mike	.422 (1996)
7. Guerrero, Pedro	.421 (1987)
8. Sheffield, Gary	.417 (2001)
9. Turner, Justin	.415 (2017)
10. Murray, Eddie	.414 (1990)

Extra-Base Hits:

1. Freeman, Freddie	90 (2023)
2. Green, Shawn	84 (2001)
3. Bellinger, Cody	84 (2019)
4. Beltre, Adrian	80 (2004)
5. Betts, Mookie	80 (2023)
6. Betts, Mookie	78 (2022)
7. Mondesi, Raul	77 (1997)
8. Ethier, Andre	76 (2009)
9. Kemp, Matt	76 (2011)
10. Karros, Eric	74 (1999)
11. Green, Shawn	74 (2002)

Pinch-Hits:

1. Hansen, Dave	18 (1993)
2. Webster, Mitch	17 (1992)
3. Mota, Manny	15 (1974)
4. Goodson, Ed	15 (1976)
5. Mota, Manny	15 (1979)
6. Hansen, Dave	15 (2000)
7. Saenz, Olmedo	15 (2004)
8. Saenz, Olmedo	15 (2006)
9. 7 Players With 14	



Steve Sax's name can be found in several L.A. Dodger single-season record books.

Los Angeles Single-Season Top 10 – Pitching

Games:

1. Marshall, Mike	106 (1974)
2. Quantrill, Paul	89 (2003)
3. Quantrill, Paul	86 (2002)
4. Beimel, Joe	83 (2007)
5. Broxton, Jonathan	83 (2007)
6. Martin, Tom	80 (2003)
7. Sanchez, Duaner	79 (2005)
8. Hough, Charlie	77 (1976)
Shaw, Jeff	77 (2001)
Gagné, Eric	77 (2002)
Gagné, Eric	77 (2003)
Belisario, Ronald	77 (2013)

Games Started:

1. Drysdale, Don	42 (1963)
Drysdale, Don	42 (1965)
3. Drysdale, Don	41 (1962)
Koufax, Sandy	41 (1965)
Koufax, Sandy	41 (1966)
Osteen, Claude	41 (1969)
Sutton, Don	41 (1969)
8. 8 Tied With 40	

Complete Games:

1. Koufax, Sandy	27 (1965)
Koufax, Sandy	27 (1966)
3. Drysdale, Don	21 (1964)
4. Koufax, Sandy	20 (1963)
Drysdale, Don	20 (1965)
Valenzuela, Fernando	20 (1986)
7. Drysdale, Don	19 (1962)
Messersmith, Andy	19 (1975)
9. Sutton, Don	18 (1972)
Valenzuela, Fernando	18 (1982)

Innings:

1. Koufax, Sandy	335.2 (1965)
2. Koufax, Sandy	323.0 (1966)
3. Messersmith, Andy	322.0 (1975)
4. Drysdale, Don	321.1 (1964)
5. Osteen, Claude	321.0 (1969)
6. Singer, Bill	316.0 (1969)
7. Drysdale, Don	315.1 (1963)
8. Drysdale, Don	314.1 (1962)
9. Koufax, Sandy	311.0 (1963)
10. Drysdale, Don	308.1 (1965)

Wins:

1. Koufax, Sandy	27 (1966)
2. Koufax, Sandy	26 (1966)
3. Drysdale, Don	25 (1962)
Koufax, Sandy	25 (1963)
5. Hershiser, Orel	23 (1988)
Drysdale, Don	23 (1965)
7. Sutton, Don	21 (1976)
Valenzuela, Fernando	21 (1986)
Kershaw, Clayton	21 (2011)
Kershaw, Clayton	21 (2014)

Winning Pct. (Minimum 15 Decisions):

1. Gonsolin, Tony	.941 (16-1) 2022
2. Regan, Phil	.933 (14-1) 1966
3. Kershaw, Clayton	.875 (21-3) 2014
4. Urias, Julio	.870 (20-3) 2021
5. Hershiser, Orel	.864 (19-3) 1985
Greinke, Zack	.864 (19-3) 2015
7. Wood, Alex	.842 (16-3) 2017
Perranoski, Ron	.842 (16-3) 1963
9. Koufax, Sandy	.833 (25-5) 1963
10. Kershaw, Clayton	.818 (18-4) 2017

Strikeouts:

1. Koufax, Sandy	382 (1965)
2. Koufax, Sandy	317 (1966)
3. Koufax, Sandy	306 (1963)
4. Kershaw, Clayton	301 (2015)
5. Koufax, Sandy	269 (1961)
6. Drysdale, Don	251 (1963)
7. Kershaw, Clayton	248 (2011)
8. Singer, Bill	247 (1969)
9. Drysdale, Don	246 (1960)
10. Drysdale, Don	242 (1959)
Valenzuela, Fernando	242 (1986)

ERA (Min. 1.0 IP Per Team Game):

1. Greinke, Zack	1.66 (2015)
2. Koufax, Sandy	1.73 (1966)
3. Koufax, Sandy	1.74 (1964)
4. Kershaw, Clayton	1.77 (2014)
5. Kershaw, Clayton	1.83 (2013)
6. Koufax, Sandy	1.88 (1963)
7. Hershiser, Orel	2.03 (1985)
8. Koufax, Sandy	2.04 (1965)
9. Sutton, Don	2.08 (1972)
10. Kershaw, Clayton	2.13 (2015)

Shutouts:

1. Koufax, Sandy	11 (1963)
2. Sutton, Don	9 (1972)
3. Koufax, Sandy	8 (1965)
Drysdale, Don	8 (1968)
Valenzuela, Fernando	8 (1981)
Hershiser, Orel	8 (1988)
Belcher, Tim	8 (1989)
8. Koufax, Sandy	7 (1964)
Drysdale, Don	7 (1965)
Osteen, Claude	7 (1969)
Messersmith, Andy	7 (1975)

Saves:

1. Gagné, Eric	55 (2003)
2. Gagné, Eric	52 (2002)
3. Jansen, Kenley	47 (2016)
4. Gagné, Eric	45 (2004)
5. Jansen, Kenley	44 (2014)
Worrell, Todd	44 (1996)
7. Shaw, Jeff	43 (2001)
8. Jansen, Kenley	41 (2017)
9. Saito, Takashi	39 (2007)
10. Jansen, Kenley	38 (2018)
Jansen, Kenley	38 (2021)

H I S T O R Y A N D R E C O R D S

Los Angeles Win-Loss Breakdown 1958-2023

	1958	1959	1960	1961	1962	1963	1964	1965	1966	1967	1968	1969	1970	1971	1972	
At Home	39-38	46-32	42-36	46-32	54-29	50-31	41-40	50-31	53-28	42-39	41-40	50-31	39-42	42-39	41-34	
Away	32-45	42-36	40-37	44-33	48-34	49-32	39-42	47-34	42-39	31-50	35-46	35-46	48-32	47-34	44-36	
Day Games	28-42	29-28	30-22	28-21	37-22	32-24	28-27	32-24	32-21	20-29	25-24	21-22	26-19	22-23	19-23	
Night Games	43-41	59-40	52-50	61-44	65-41	67-39	62-45	65-41	63-46	53-60	51-62	64-55	61-55	67-50	66-47	
vs. Right-Handers	61-74	72-56	70-58	71-47	64-44	77-44	56-53	62-36	63-41	52-56	55-56	56-56	60-50	60-46	59-46	
vs. Left-Handers	10-9	16-12	12-14	18-18	38-19	22-19	24-29	35-29	32-26	21-33	21-30	29-21	27-24	29-27	26-24	
One-Run Dec.	19-19	33-22	27-20	33-15	23-18	33-18	24-31	32-28	34-19	23-26	35-33	25-26	22-24	28-18	25-27	
Extra-Inn. Games	8-3	9-8	10-11	13-4	8-5	9-6	4-7	9-10	11-5	10-17	9-4	4-10	10-6	5-5	9-8	
Shutouts	7-3	14-6	13-13	10-8	8-9	24-8	19-11	23-6	20-17	15-15	23-23	20-14	17-11	18-10	23-12	
In April	5-9	11-6	8-7	10-8	13-8	10-11	6-10	10-5	11-7	6-10	9-9	14-7	10-10	13-11	11-4	
May	11-17	14-17	12-14	17-11	21-17	17-9	15-13	19-12	16-11	13-14	14-16	13-11	18-10	13-13	15-12	
June	15-13	18-12	13-14	16-12	17-14	16-12	13-15	17-14	14-14	18-16	17-13	17-11	15-12	17-11	10-16	
July	13-14	15-12	19-7	19-7	20-6	21-0	16-12	15-13	18-10	9-15	7-20	12-17	16-10	13-16	13-14	
August	17-14	14-12	15-15	11-15	17-12	16-12	13-16	14-13	15-15	14-16	11-19	16-12	13-16	15-13	17-11	
Sept. - Oct.	10-16	16-9	15-15	16-12	14-16	19-9	17-16	22-8	21-10	13-18	18-9	13-19	15-16	16-9	19-13	
Before ASG	33-42	47-37	41-38	49-35	58-31	50-33	38-39	51-38	47-36	34-47	41-44	53-41	51-35	49-41	47-42	
After ASG	38-41	41-31	41-34	40-36	44-32	49-30	42-43	46-27	48-31	39-42	35-42	32-36	36-39	40-32	38-28	
	1973	1974	1975	1976	1977	1978	1979	1980	1981	1982	1983	1984	1985	1986	1987	
At Home	50-31	52-29	49-32	49-32	51-30	54-27	46-35	55-27	33-23	43-38	48-32	40-41	48-33	46-35	40-41	
Away	45-35	50-31	39-42	43-38	47-34	41-40	33-48	37-44	30-24	45-36	43-39	39-42	47-34	27-54	33-48	
Day Games	26-18	32-14	22-23	26-23	26-20	27-24	23-27	27-22	18-13	23-18	20-26	25-27	28-24	24-27	24-27	
Night Games	69-48	70-46	66-51	66-47	72-44	68-43	56-56	65-49	45-34	65-56	71-45	54-56	67-43	49-62	49-62	
vs. Right-Handers	65-40	76-44	64-55	61-55	72-48	65-47	51-63	77-66	55-33	75-67	82-50	57-51	65-49	44-58	52-55	
vs. Left-Handers	30-26	26-16	24-19	31-15	26-16	30-20	28-20	15-5	8-14	13-7	9-21	22-32	30-18	29-31	21-34	
One-Run Dec.	30-23	29-23	29-32	37-25	32-31	28-28	24-26	31-33	16-21	31-27	30-21	34-26	28-20	28-38	19-32	
Extra-Inn. Games	15-7	11-7	8-10	8-10	9-11	3-5	9-7	10-9	8-7	11-12	8-6	10-9	8-11	7-12	9-13	
Shutouts	15-9	19-7	18-7	17-14	13-7	16-8	6-9	19-4	19-5	16-6	12-7	16-15	21-6	14-14	8-16	
In April	11-11	17-6	15-8	10-9	17-3	13-7	10-14	13-7	14-5	10-11	14-6	17-8	11-10	10-13	12-11	
May	19-8	19-8	15-12	18-10	16-12	14-13	16-12	15-11	19-10	15-13	18-8	11-15	12-14	13-13	11-15	
June	21-8	16-10	13-16	14-15	17-11	17-12	7-20	14-14	3-6	13-13	14-14	13-16	15-10	11-16	13-14	
July	15-13	16-13	12-16	13-12	16-12	17-12	12-15	13-14	-	14-12	11-17	11-16	20-70	15-10	10-16	
August	17-12	15-12	17-12	19-10	14-15	18-10	17-11	18-11	12-9	19-10	20-10	11-17	6-11	13-16	10-19	
Sept. - Oct.	12-14	19-11	16-10	18-14	18-11	16-13	17-11	19-14	15-17	14-15	14-16	11-11	21-15	11-21	17-14	
Before ASG	63-37	63-34	49-42	47-39	59-33	50-36	36-57	46-34	36-21	46-42	47-31	45-43	48-37	40-48	39-49	
After ASG	32-29	39-26	39-32	45-31	39-31	45-31	43-26	46-37	27-26	42-32	44-40	34-40	47-30	33-41	34-40	
	1988	1989	1990	1991	1992	1993	1994	1995	1996	1997	1998	1999	2000	2001	2002	
At Home	45-36	44-37	47-34	54-27	37-44	41-40	33-22	39-33	47-34	47-34	48-33	37-44	44-37	44-37	46-36	
Away	49-31	33-46	39-42	39-42	26-55	40-41	25-34	39-33	43-38	41-40	35-46	40-41	42-39	42-39	46-36	
Day Games	29-19	30-19	29-20	24-21	20-34	20-24	20-14	17-15	26-21	27-19	21-23	25-21	23-22	22-23	29-18	
Night Games	65-48	47-64	67-56	69-48	43-65	61-57	38-42	61-51	64-51	61-55	62-56	52-64	63-54	64-53	63-52	
vs. Right-Handers	68-40	45-57	55-51	55-39	38-62	51-57	43-36	56-48	66-61	62-49	64-60	53-60	67-51	61-58	68-55	
vs. Left-Handers	26-27	32-26	31-25	38-30	25-37	30-24	15-20	22-18	24-11	26-25	19-19	24-25	19-25	25-18	24-15	
One-Run Dec.	28-28	27-31	26-13	29-27	17-40	27-27	28-22	19-25	23-23	19-24	30-24	21-27	25-21	29-29	33-15	
Extra-Inn. Games	7-7	10-7	10-3	9-11	6-7	10-12	9-3	5-6	9-7	9-8	9-8	4-12	9-5	7-6	7-4	
Shutouts	24-10	19-17	12-8	14-8	13-15	9-8	5-7	11-12	9-12	6-6	10-9	6-6	11-11	5-8	15-13	
In April	13-7	11-13	11-10	10-10	9-13	8-15	11-12	3-2	14-14	13-11	14-12	13-10	14-10	15-10	16-10	
May	14-13	14-11	14-13	17-10	13-10	18-8	17-12	11-17	15-12	13-15	13-17	13-14	14-12	15-13	15-13	
June	17-11	12-17	11-15	18-9	9-18	14-13	13-13	18-10	13-14	13-16	13-13	8-17	13-15	13-14	19-8	
July	16-12	12-16	16-11	13-13	12-19	14-13	11-15	13-13	15-11	20-17	17-10	11-18	14-12	18-9	10-16	
August	17-12	13-14	18-12	13-16	10-18	12-15	6-4	16-14	17-10	19-11	11-18	17-11	15-15	12-16	18-10	
Sept. - Oct.	17-12	15-12	16-15	22-11	10-20	15-17	-	17-10	16-11	10-14	15-9	15-15	16-12	13-14	14-13	
Before ASG	48-36	40-47	39-43	49-31	39-49	46-41	46-42	36-36	47-42	45-42	43-44	39-47	44-42	48-40	54-34	
After ASG	46-31	37-36	47-33	44-38	20-50	35-40	12-14	42-30	43-30	43-32	40-35	38-38	42-34	38-36	38-36	
	2003	2004	2005	2006	2007	2008	2009	2010	2011	2012	2013	2014	2015	2016	2017	2018
At Home	46-35	49-32	40-41	49-32	43-38	48-33	50-31	45-36	42-39	45-36	47-34	45-36	55-26	63-28	67-24	45-37
Away	39-42	44-37	31-50	39-42	39-42	36-45	45-36	35-46	40-40	41-40	45-36	49-32	37-44	38-43	47-34	47-34
Day Games	26-14	23-22	20-25	27-22	25-22	23-24	27-17	21-22	25-25	29-19	26-17	23-21	25-16	28-16	30-14	28-17
Night Games	59-63	70-47	51-56	61-52	57-58	61-54	68-50	59-60	57-54	58-57	66-63	71-47	67-54	63-55	74-44	64-54
vs. Right-Handers	61-61	70-47	55-69	69-58	56-58	53-57	68-47	57-55	58-59	50-50	66-43	68-52	67-51	69-47	71-43	52-45
vs. Left-Handers	24-16	23-22	16-22	19-16	26-28	31-21	27-20	23-27	24-20	36-26	26-27	26-16	25-19	22-24	33-15	40-25
One-Run Dec.	26-23	32-16	20-23	20-20	26-22	18-24	26-22	26-24	23-21	29-27	25-21	25-20	23-26	22-20	25-19	22-22
Extra-Inn. Games	6-10	11-3	7-5	3-8	9-4	6-12	12-9	9-4	8-3	8-7	10-5	6-12	6-9	6-8	8-4	8-7
Shutouts	17-13	6-12	9-9	10-9	6-11	6-12	7-7	16-17	17-13	10-15	22-9	16-5	21-12	15-12	16-8	11-8
March-April	14-14	14-8	15-8	12-13	15-11	14-13	15-8	9-14	14-14	16-7	13-13	15-12	13-8	12-13	14-12	12-16
May	17-10	13-14	11-17	18-10	16-11	13-15	20-9	20-8	12-16	16-12	10-17	15-15	16-12	16-12	19-9	14-14
June	14-11	12-14	11-16	11-15	14-15	11-16	14-12	14-13	10-16	11-7	13-13	18-10	15-15	16-12	21-7	17-9
July	9-18	21-7	10-17	9-17	12-12	16-10	15-10	11-15	12-13	13-13	19-6	14-10	14-10	15-9	20-3	16-10
August	17-11	17-11	14-14	21-7	13-15	13-16	14-15	14-15	17-11	14-14	23-16	15-13	15-12	15-13	17-10	14-13
Sept. - Oct.	14-13	16-15	10-19	17-12	12-16	17-8	17-13	12-17	19-9	16-13	12-14	17-8	19-13	17-10	17-17	19-9
Before ASG	49-44	48-38	40-48	46-42	49-40	46-49	46-49	56-32	49-39	41-51	47-40	54-43	51-39	51-40	61-29	53-43
After ASG	36-33	45-31	31-43	42-32	33-40	38-29	39-35	31-43	41-28	39-36	45-23	40-25	41-31	40-31	43-29	39-28
	2019	2020	2021	2022	2023											
At Home	69-22	21-9	58-23	67-24	63-28											
Away	47-34	22-8	48-33	54-27	47-34											
Day Games	31-11	11-2	27-16	31-14	26-22											
Night Games	75-45	32-15	79-40	80-37	74-40											
vs. Right-Handers	76-34	30-12	73-42	79-35	74-39											
vs. Left-Handers	30-22	13-5	33-14	32-16	26-23											
One-Run Dec.	27-22	7-5	24-24	16-15	16-15											
Extra-Inn. Games	6-4	5-1	6-13	6-9	6-6											
Shutouts	18-6	5-2														

H I S T O R Y A N D R E C O R D S

Los Angeles Team Totals 1958-2023

Figures in parentheses indicate rank in league; T is for tie

	1958	1959	1960	1961	1962	1963	1964	1965	1966	1967	1968	1969
Games	154	156	154	154	165	162	162	162	162	162	162	162
Runs	668 (5)	705 (3T)	662 (4)	735 (2)	842 (2)	640 (6)	614 (8)	608 (8)	606 (8)	519 (9)	470 (10)	645 (7T)
Hits	1297 (8)	1360 (6)	1333 (4)	1358 (7)	1510 (4)	1361 (5)	1375 (7)	1329 (7)	1399 (7)	1285 (10)	1234 (9)	1405 (4)
Stolen Bases	73 (1)	84 (1)	95 (1)	86 (1)	198 (1)	124 (1)	141 (1)	172 (1)	94 (2)	56 (5)	57 (7)	80 (3)
Batting Average	251 (8)	257 (6)	255 (3T)	262 (5)	268 (4T)	251 (4)	250 (6)	246 (7)	256 (6)	236 (10)	230 (8)	254 (4)
Opponent Runs	761 (1)	670 (3)	593 (1T)	697 (6)	697 (6)	550 (1)	572 (2)	521 (1)	490 (1)	595 (5)	509 (3)	561 (3)
Los Angeles HR	172 (2)	148 (5)	126 (6)	157 (5)	140 (5)	110 (7)	79 (9)	78 (10)	108 (8T)	82 (10)	67 (9)	97 (11)
Opponent HR	173 (8)	157 (7)	154 (8)	167 (8)	115 (2)	111 (3)	88 (1)	127 (5)	84 (1)	93 (2)	65 (1)	122 (8)
Staff ERA	4.47 (8)	3.79 (3)	3.40 (1)	4.04 (6)	3.62 (3)	2.85 (1)	2.85 (1)	2.81 (1)	2.62 (1)	3.21 (5)	2.69 (2)	3.09 (3)
Saves	31 (2)	26 (1T)	20 (7)	35 (2)	46 (1)	29 (6)	27 (8)	34 (6T)	35 (3T)	24 (7)	31 (6)	31 (6)
Double Plays	198 (1)	154 (4)	142 (4)	162 (5)	144 (9T)	129 (7)	126 (9)	135 (8)	128 (9)	144 (6)	144 (4T)	130 (11)
Fielding Pct.	.975 (6T)	.981 (1)	.979 (1)	.975 (5T)	.970 (9)	.975 (6T)	.973 (8T)	.979 (2T)	.979 (3)	.975 (8T)	.977 (5)	.980 (2T)

	1970	1971	1972	1973	1974	1975	1976	1977	1978	1979	1980	1981
Games	161	162	155	161	162	162	162	162	162	162	163	110
Runs	749 (4)	663 (4)	584 (7)	675 (6)	798 (1)	648 (5)	608 (9)	769 (3)	727 (1)	739 (2)	663 (6)	450 (4)
Hits	1515 (2)	1469 (3)	1349 (5)	1473 (2)	1510 (2)	1355 (9)	1369 (7)	1494 (6)	1425 (2T)	1443 (7)	1459 (4)	994 (2)
Stolen Bases	138 (1)	76 (5)	82 (5)	109 (3)	149 (2)	138 (2)	144 (3)	114 (7)	137 (5T)	106 (8)	123 (8)	73 (10)
Batting Average	270 (1T)	266 (3)	256 (6)	263 (2)	272 (2)	248 (9)	251 (6T)	266 (5T)	264 (1T)	263 (7)	263 (4)	262 (4)
Opponent Runs	684 (5)	587 (4)	527 (2)	565 (1)	561 (1)	534 (1)	543 (2)	582 (1)	574 (1)	717 (9)	591 (2)	356 (2)
Los Angeles HR	87 (12)	96 (9T)	98 (9T)	110 (10)	581 (1)	534 (1)	543 (2)	582 (1)	573 (1)	717 (9)	591 (2)	356 (2)
Opponent HR	164 (11)	110 (6)	83 (1)	129 (2)	112 (8)	104 (8)	97 (8T)	119 (4)	107 (6)	101 (3)	106 (7)	54 (3)
Staff ERA	3.82 (5)	3.23 (3T)	2.78 (1)	3.00 (1)	2.97 (1)	2.92 (1)	3.02 (2)	3.22 (1)	3.12 (1)	3.83 (7)	3.24 (2)	3.01 (2)
Saves	42 (3)	33 (3)	29 (6)	38 (6T)	23 (5)	21 (11)	28 (7)	39 (4T)	38 (4T)	34 (6T)	42 (2)	24 (6T)
Double Plays	135 (10)	159 (5)	145 (6)	166 (2)	122 (12)	106 (12)	154 (5)	160 (3)	138 (7)	123 (11T)	149 (5T)	101 (6)
Fielding Percentage	.978 (4T)	.979 (6T)	.974 (10T)	.981 (2T)	.975 (7T)	.979 (2T)	.980 (3)	.981 (2T)	.978 (4T)	.981 (2)	.981 (2T)	.980 (3T)

	1982	1983	1984	1985	1986	1987	1988	1989	1990	1991	1992	1993
Games	162	162	162	162	162	162	162	160	162	162	162	162
Runs	691 (4)	654 (8)	580 (12)	682 (5)	638 (9)	636 (12)	628 (6T)	554 (12)	728 (3)	665 (5)	548 (12)	675 (12)
Hits	1477 (2)	1358 (8)	1313 (12)	1432 (3)	1373 (9)	1389 (11)	1346 (6)	1313 (11)	1436 (4)	1366 (5T)	1333 (10)	1458 (8)
Stolen Bases	151 (5T)	166 (3)	109 (10)	136 (5)	155 (5)	128 (9)	131 (6)	81 (12)	141 (6)	126 (5)	142 (3)	126 (5)
Batting Average	264 (2T)	250 (7T)	244 (11T)	261 (2T)	251 (9)	252 (12)	248 (5T)	240 (10)	262 (4)	253 (6)	248 (9)	261 (10)
Opponent Runs	612 (2)	609 (1)	600 (3)	579 (3)	679 (5)	675 (2)	544 (2)	536 (1)	685 (7)	565 (1)	636 (7)	662 (4)
Los Angeles HR	138 (2)	146 (1)	102 (8)	129 (4)	130 (7)	125 (9)	99 (8)	89 (11)	128 (9)	108 (9)	72 (12)	130 (10)
Opponent HR	81 (1)	87 (2T)	76 (1)	102 (3)	115 (2)	130 (2)	84 (2)	95 (2)	137 (1)	96 (1)	82 (1)	103 (2)
Staff ERA	3.26 (1)	3.10 (1)	3.17 (2)	2.96 (1)	3.76 (5)	3.72 (2)	2.96 (2)	2.95 (1)	3.72 (7)	3.06 (1)	3.41 (6)	3.50 (3)
Saves	28 (12)	40 (5)	27 (11)	36 (9)	25 (12)	32 (11T)	49 (1)	36 (9)	29 (12)	40 (7T)	29 (12)	36 (10)
Double Plays	131 (9)	132 (9)	146 (6)	131 (11)	118 (11)	144 (6)	126 (11)	153 (1)	123 (10)	126 (9)	136 (5)	141 (9T)
Fielding Percentage	.979 (5T)	.974 (11)	.975 (10T)	.974 (12)	.971 (12)	.976 (12)	.977 (10)	.981 (3)	.979 (6T)	.980 (7)	.972 (12)	.979 (7T)

	1994	1995	1996	1997	1998	1999	2000	2001	2002	2003	2004	2005
Games	114	144	162	162	162	162	162	160	162	162	162	162
Runs	532 (7)	634 (10)	703 (12)	742 (7)	689 (12)	793 (11)	798 (8)	758 (8)	713 (7)	574 (16)	761 (9)	686 (12)
Hits	1055 (6)	1303 (7)	1396 (13)	1488 (4)	1374 (14)	1480 (9)	1408 (14)	1399 (11)	1464 (5)	1328 (15)	1450 (9)	1374 (15)
Stolen Bases	74 (8)	127 (5)	124 (6)	131 (7)3	137 (3)	167 (2)	95 (9)	89 (8T)	96 (6)	80 (6)	102 (5)58 (15)	102 (5)
Average	270 (6)	264 (7)	252 (13)	268 (4)	252 (13)	266 (10)	257 (12)	255 (11)	264 (5)	243 (16)	262 (10)	253 (15)
Opponent Runs	508 (7)	609 (2)	652 (2)	645 (2)	678 (5)	787 (8)	729 (2)	744 (7)	643 (3)	556 (1)	684 (4)	755 (12)
Los Angeles HR	115 (7)	140 (7)	150 (6)	174 (2T)	159 (8T)	187 (8)	211 (4)	206 (6)	155 (11)	124 (15)	203 (4)	149 (11)
Opponent HR	90 (2)	125 (3)	125 (3)	163 (9)	135 (2)	192 (10)	176 (7)	184 (7)	165 (9)	127 (1)	178 (10)	182 (12)
Staff ERA	4.17 (9)	3.66 (2)	3.46 (1)	3.62 (4T)	3.81 (5)	4.45 (7)	4.10 (2)	4.25 (8)	3.69 (3)	3.16 (1)	4.01 (4)	4.38 (12)
Saves	20 (14)	37 (7)	50 (2)	45 (3T)	47 (3)	37 (11)	36 (11)	46 (5T)	56 (2)	58 (1)	51 (3)	40 (9)
Double Plays	104 (9)	120 (10T)	143 (12T)	104 (14)	164 (8)	137 (12)	151 (7T)	138 (9T)	134 (15)	164 (2)	145 (8)	141 (11)
Fielding Percentage	.980 (8T)	.976 (14)	.980 (5T)	.981 (3)	.978 (13)	.978 (12T)	.978 (13T)	.981 (12T)	.985 (3T)	.981 (10T)	.988 (1)	.983 (10)

	2006	2007	2008	2009	2010	2011	2012	2013	2014	2015	2016	2017	2018
Games	162	162	162	162	162	161	162	162	162	162	162	162	163
Runs	820 (4)	735 (10)	700 (13)	780 (4)	667 (11)	644 (9)	637 (13)	649 (7)	718 (2)	667 (8)	725 (7)	770 (6)	804 (1)
Hits	1552 (1)	1544 (4)	1455 (6)	1511 (1)	1388 (10)	1395 (9)	1369 (9)	1447 (4)	1476 (2)	1346 (13)	1376 (11)	1347 (13)	1394 (7)
Stolen Bases	128 (2)	137 (3)	126 (4)	116 (3)	92 (8T)	126 (4)	104 (8)	78 (7T)	138 (1)	59 (13)	45 (13)	77 (8T)	76 (9)
Batting Average	276 (1)	275 (2T)	264 (5)	270 (1)	252 (10)	257 (6)	252 (8)	264 (3)	265 (2)	250 (10)	249 (11)	249 (11T)	250 (8)
Opponent Runs	751 (4)	727 (4)	648 (1)	611 (1T)	692 (9)	612 (5)	597 (3)	582 (3)	617 (7)	595 (2)	638 (5)	580 (1)	610 (1)
Los Angeles HR	153 (15)	129 (15)	137 (13)	145 (11)	120 (15)	117 (12)	116 (15)	138 (10)	134 (6)	187 (1)	189 (8)	221 (4)	235 (1)
Opponent HR	152 (1)	146 (3)	123 (1)	127 (3)	134 (3T)	132 (6)	122 (11)	127 (4T)	142 (11)	145 (6T)	165 (7)	194 (5)	179 (9)
Staff ERA	4.23 (4)	4.20 (6)	3.68 (1)	3.41 (1)	4.01 (8)	3.54 (5)	3.34 (2T)	3.25 (2)	3.40 (4)	3.44 (5)	3.70 (6)	3.38 (1)	3.38 (1)
Saves	40 (7)	43 (5)	35 (11)	44 (4)	41 (5T)	40 (12T)	40 (10)	46 (4)	47 (4)	47 (5)	47 (4)	51 (2)	48 (3)
Double Plays	174 (2)	160 (4)	124 (8)	134 (12T)	124 (14)	121 (16)	138 (7)	160 (3)	145 (7T)	133 (11)	101 (15)	131 (13)	111 (15)
Fielding Percentage	.982 (10T)	.981 (14)	.984 (7)	.986 (4)	.984 (6T)	.986 (3)	.984 (5)	.982 (12)	.983 (9T)	.988 (1)	.986 (3)	.985 (6T)	.983 (9T)

	2019	2020	2021	2022	2023
Games	162	60	162	162	162
Runs	886 (1)	349 (1)	830 (1)	847 (1)	906 (2)
Hits	1414 (7)	523 (5)	1330 (5)	1418 (2)	1422 (3)
Stolen Bases	57 (11)	29 (T6)	65 (9)	98 (5)	105 (11)
Batting Average	.527 (1)	.256 (8)	.244 (5)	.257 (2)	.257 (3)
Opponent Runs	613 (1)	213 (1)	561 (1)	513 (1)	699 (3)
Los Angeles HR	279 (1)	118 (1)	237 (3)	212 (3)	249 (2)
Opponent HR	185 (1)	66 (1)	161 (3)	152 (5)	200 (12)
Staff ERA	3.37 (1)	3.02 (1)	3.01 (1)	2.80 (1)	4.06 (5)
Saves	44 (6T)	15 (4)	56 (T-1)	43 (T-5)	44 (T-7th)
Double Plays	118 (13)	6 (3)	94 (15)	119 (12)	139 (7)
Fielding Percentage	.982 (12)	.951 (7)	.985 (5)	.986 (T-7)	.989 (4)

Los Angeles Batting Leaders 1958-2023

Year	Games	Runs	Hits	Singles	Doubles	Triples
1958	Gilliam (147)	Neal (87)	Gilliam (145)	Gilliam (113)	Gilliam (25)	Roseboro (9)
1959	Neal (151)	Neal (103)	Neal (177)	Gilliam (131)	Neal (30)	Moon, Neal (11)
1960	Gilliam (151)	Gilliam (96)	Wills (152)	Wills (135)	Larker (26)	Moon (6)
1961	Wills (148)	Wills (105)	Wills (173)	Wills (150)	Gilliam (26)	Wills (10)
1962	Wills (165) ***	Wills (130)	T. Davis (230)*	Wills (179)*	T. Davis (27)	Wills, W. Davis (10)
1963	W. Davis (156)	Wills (83)	T. Davis (181)	T. Davis (143)	Gilliam (27)	W. Davis (8)
1964	Wills (158)	W. Davis (91)	W. Davis (180)	Wills (151)	Roseboro (24)	W. Davis (7)
1965	Wills, Fairly (158)	Wills (92)	Wills (186)	Wills (165)*	Fairly (28)	Wills, Parker (7)
1966	Parker (156)	W. Davis (74)	W. Davis (177)	Wills (145)	W. Davis (31)	W. Davis (6)
1967	Fairly (153)	W. Davis (65)	W. Davis (146)	W. Davis (102)	Fairly (19)	W. Davis (9)
1968	W. Davis (160)	W. Davis (86)	W. Davis (161)	W. Davis (120)	Haller (27)	W. Davis (10)
1969	Sizemore (159)	Parker (76)	Sizemore (160)	Sizemore (131)	Davis, Parker (23)	W. Davis, Wills (8)
1970	Parker (161)*	W. Davis, Grabarkewitz (92)	Parker (196)	Parker (135)	Parker (47)*	W. Davis (16)*
1971	W. Davis (158)	W. Davis (84)	W. Davis (198)	Wills (149)	W. Davis (33)	W. Davis (10)
1972	W. Davis (149)	W. Davis (81)	W. Davis (178)	W. Davis (130)	W. Davis (22)	W. Davis (7)
1973	Russell (162)†	Ferguson (84)	W. Davis (171)	Buckner, Russell (130)	W. Davis (29)	W. Davis (9)
1974	Russell (160)	Wynn (104)	Garvey (200)	Garvey (144)	Garvey (32)	Paciorek, Russell (6)
1975	Garvey (160)	Lopes (108)	Garvey (210)	Garvey (148)	Garvey (38)	Garvey (6)
1976	Garvey (162)	Garvey (85)	Garvey (200)	Buckner (154)	Garvey (37)	Lopes (7)
1977	Garvey (162)*	Smith (104)	Garvey (192)	Russell (138)	Russell (28)	Russell (6)
1978	Garvey (162)*	Lopes (93)	Garvey (202)*	Russell (140)	Garvey (36)	Garvey (9)
1979	Garvey (162)	Lopes (109)	Garvey (204)	Garvey (143)	Garvey (32)	Lopes (6)
1980	Garvey (163)*	Cey (81)	Garvey (200)*	Garvey (146)	Garvey (27)	Baker, Law (4)
1981	Garvey (110)*	Garvey (63)	Baker (128)	Baker (99)	Garvey (23)	Landreaux (7)
1982	Garvey (162)*	Sax (88)	Sax (180)	Sax (146)	Garvey (35)	Sax, Landreaux (7)
1983	Guerrero (160)	Sax (94)	Sax (175)	Sax (147)	Guerrero (28)	Guerrero,Thomas (6)
1984	Sax (145)	Guerrero (85)	Guerrero (162)	Guerrero (113)	Guerrero (29)	Landreaux (5)
1985	Landreaux (147)	Guerrero (99)	Guerrero (156)	Sax (123)	Marshall (27)	Duncan (6)
1986	Sax (157)	Sax (91)	Sax (210)	Sax (157)	Sax (43)	Sax (4)
1987	Sax (157)	Guerrero (89)	Guerrero (184)	Sax (136)	Scioscia, Shelby (26)	Sax (7)
1988	Sax (160)	Gibson (106)	Sax (175)	Sax (147)*	Gibson (28)	Shelby (6)
1989	Murray (160)	Murray (96)	Randolph (155)	Randolph (136)	Hamilton (35)	Gibson, Gonzalez, Griffin, Hatcher (2)
1990	Murray (155)	Murray (96)	Murray (184)	Murray (133)	Brooks (28)	Harris (4)
1991	Butler (161)*	Butler (112)*	Butler (182)	Butler (162)*	Murray (23)	Samuel (6)
1992	Butler (157)	Butler (86)	Butler (171)	Butler (143)*	Karros (30)	Butler (11)
1993	Karros, Offerman (157)	Piazza (81)	Butler (181)	Butler (149)*	Snyder (33)	Butler (10)
1994	Wallach (113)	Butler (79)	Mondesi (133)	Butler (101)	Mondesi (27)	Butler (9)
1995	Karros (143)	Mondesi (91)	Karros (164)	Piazza (101)	Karros (29)	Mondesi, Offerman (6)
1996	Mondesi (157)	Mondesi (98)	Mondesi (188)	Piazza (132)	Mondesi (40)	DeShields (8)
1997	Karros (162)*	Piazza (104)	Piazza (201)	Piazza (128)	Mondesi (42)	Guerrero (9)
1998	Mondesi (148)	Mondesi (85)	Mondesi (162)	Karros (106)	Mondesi (26)	Mondesi (5)
1999	Mondesi (159)	Sheffield (103)	Karros (176)	Grudzielanek (124)	Karros (40)	Beltre, Mondesi
2000	Green (162)*	Sheffield (105)	Grudzielanek (172)	Grudzielanek (124)	Grudzielanek (5)	Grudzielanek, Cora (6)
2001	Green (161)	Green (124)	Green (184)	Green (100)	Green (31)	Goodwin (5)
2002	Beltre (159)	Green (110)	Green (166)	Lo Duca (114)	Lo Duca (38)	Roberts (7)
2003	Green (160)	Green (84)	Green (171)	Izturis, Lo Duca (112)	Green (49)	Izturis (6)
2004	Izturis (159)	Beltre (104)	Beltre (200)	Izturis (148)	Izturis, Beltre (32)	Izturis (9)
2005	Kent (149)	Kent (100)	Kent (160)	Kent (95)	Kent (36)	Repko (3)
2006	Furcal (159)	Furcal (113)	Furcal (196)	Furcal (140)	Drew (34)	Lofton (12)
2007	Pierre (162)	Pierre (96)	Pierre (196)	Pierre (168)	Kent (36)	Pierre (8)
2008	Loney (161)	Kemp (93)	Kemp (176)	Loney (114)	Ethier, Kemp (38)	Loney (6)
2009	Ethier (160)	Kemp (97)	Kemp (180)	Furcal (123)	Ethier (42)	Pierre (8)
2010	Kemp (162)	Kemp (82)	Loney (157)	Loney (104)	Loney (41)	Furcal (7)
2011	Kemp (161)	Kemp (116)	Kemp (195)	Kemp (119)	Kemp (33)	Carroll, Gwynn (6)
2012	Ethier (149)	Ethier (79)	Ethier (168)	Ethier (101)	Ethier (36)	Gwynn (4)
2013	Gonzalez (157)	Gonzalez (69)	Gonzalez (171)	Gonzalez (117)	Ethier (33)	Crawford (3)
2014	Gonzalez (159)	Gordon/Puig (92)	Gordon (176)	Gordon (138)	Gonzalez (41)	Gordon (12)
2015	Gonzalez (156)	Gonzalez (76)	Gonzalez (157)	Kendrick (104)	Gonzalez (33)	Ethier (7)
2016	Seager (157)	Seager (105)	Seager (193)	Seager (122)	Seager (40)	Seager (5)
2017	Puig (152)	Bellinger (87)	Seager (159)	Seager (104)	Taylor (34)	Taylor (5)
2018	Bellinger (162)	Taylor (85)	Bellinger (145)	Kemp (88)	Taylor (35)	Taylor (8)
2019	Bellinger (156)	Bellinger (121)	Bellinger (170)	Turner (88)	Seager (44)+	Taylor (4)
2020	Muncy (58)	Betts (47)	Seager (65)	Betts (38)	Seager (12)	Taylor (2)
2021	J. Turner (151)	Muncy (95)	J. Turner (148)	J. Turner (99)	Betts (29)	Lux, Taylor (4)
2022	T. Turner (160)	Betts/Freeman (117)	Freeman (199)	T. Turner (130)	Freeman (47)	Lux (7)
2023	Freeman (161)	Freeman (131)	Freeman (211)	Freeman (121)	Freeman (59)	Vargas (4)
L.A. Record	Wills (165)	Freeman (131)	T. Davis (230)	Wills (179)	Freeman (59)	W. Davis (16)

H I S T O R Y A N D R E C O R D S

Los Angeles Batting Leaders 1958-2023 (Continued)

Year	Home Runs	Total Bases	RBI	Base on Balls	Hit by Pitch	Strikeouts
1958	Neal, Hodges (22)	Neal (207)	Furillo (83)	Gilliam (78)	Neal (5)	Zimmer (92)
1959	Hodges (25)	Neal (286)	Snider (88)	Gilliam (96)*	Demeter (6)	Hodges (92)
1960	Howard (23)	Moon (212)	Larker (78)	Gilliam (96)	Roseboro (4)	Howard (108)
1961	Roseboro (18)	Moon (234)	Moon (88)	Moon (88)	W. Davis (5)	Moon (79)
1962	Howard (31)	T. Davis (356)	T. Davis (153) *	Gilliam (93)	Roseboro (7)	Howard (108)
1963	Howard (28)	T. Davis (254)	T. Davis (88)	Gilliam (80)	T. Davis, Howard (4)	Howard (116)
1964	Howard (24)	W. Davis (253)	T. Davis (86)	Fairly (65)	Roseboro, T. Davis (4)	Howard (113)
1965	Lefebvre, Johnson (12)	Wills (214)	Fairly (70)	Fairly (76)	Johnson (16)	Parker (95)
1966	Lefebvre (24)	W. Davis (253)	Lefebvre (74)	Parker (69)	Johnson (14)	Parker (83)
1967	Ferrara (16)	W. Davis (209)	Fairly (55)	Parker (65)	Hunt (10)	Parker (83)
1968	Gabrielson (10)	W. Davis (226)	Haller (53)	Parker (49)	Fairly (4)	W. Davis (88)
1969	Kosco (19)	W. Davis (227)	Kosco (74)	Parker (56)	Sizemore (5)	Sudakis (94)
1970	Grabarkewitz (17)	Parker (281)	Parker (111)	Grabarkewitz (95)	Grabarkewitz (6)	Grabarkewitz (149)
1971	Allen (23)	W. Davis (281)	Allen (90)	Allen (90)	Buckner (5)	Allen (113)
1972	W. Davis, Robinson (19)	W. Davis (271)	W. Davis (79)	Parker (62)	Mota (5)	Robinson (76)
1973	Ferguson (25)	W. Davis (266)	Ferguson (88)	Ferguson (87)	W. Davis, Lopes (5)	Crawford (91)
1974	Wynn (32)	Garvey (301)	Garvey (111)	Wynn (108)	Cey (7)	Wynn (104)
1975	Cey (25)	Garvey (310)	Cey (101)	Wynn (110)	Yeager (8)	Lopes (93)
1976	Cey (23)	Garvey (284)	Cey, Garvey (80)	Cey (89)	Yeager (7)	Yeager (84)
1977	Garvey (33)	Garvey (322)	Garvey (115)	Smith (104)	Baker (6)	Monday (109)
1978	Smith (29)	Garvey (319)	Garvey (113)	Cey (96)	Cey (7)	Monday (100)
1979	Cey, Garvey, Lopes (28)	Garvey (322)	Garvey (110)	Lopes (97)	Lopes (4)	Lopes (88)
1980	Baker (29)	Garvey (307)	Garvey (106)	Cey (88)	Cey (5)	Cey (92)
1981	Cey (13)	Baker (178)	Garvey (84)	Cey (40)	Sciocchia (4)	Guerrero (57)
1982	Guerrero (32)	Guerrero (308)	Guerrero (100)	Guerrero (65)	Guerrero (5)	Cey (99)
1983	Guerrero (32)	Guerrero (310)	Guerrero (103)	Brock (83)	Marshall (5)	Marshall (127)
1984	Marshall (21)	Guerrero (247)	Guerrero (72)	Sciocchia (52)	Marshall (3)	Guerrero (105)
1985	Guerrero (33)	Guerrero (281)	Marshall (95)	Guerrero (83)	Guerrero (6)	Marshall (137)
1986	Stubbs (23)	Sax (279)	Madlock (80)	Sciocchia (62)	Madlock (5)	Stubbs (107)
1987	Guerrero (27)	Guerrero (294)	Guerrero (89)	Guerrero (74)	Guerrero, Trevino, Marshall (4)	Shelby (97)
1988	Gibson (25)	Gibson (262)	Marshall (82)	Gibson (73)	Gibson, Marshall (7)	Shelby (128)
1989	Murray (20)	Murray (238)	Murray (88)	Murray (87)	Marshall (6)	Shelby (92)
1990	Daniels (27)	Murray (290)	Murray (95)	Murray (82)	Brooks (6)	Samuel (126)
1991	Strawberry (28)	Strawberry (234)	Strawberry (99)	Butler (108)*	Carter (7)	Samuel (133)
1992	Karros (20)	Karros (232)	Karros (88)	Butler (95)	Hernandez (4)	Karros (103)
1993	Piazza (35)	Piazza (307)	Piazza (112)	Butler (86)	Hernandez (5)	Snyder (147)
1994	Piazza (24)	Mondesi (224)	Piazza (92)	Butler (68)	Wallach (4)	Wallach (80)
1995	Karros, Piazza (32)	Karros (295)	Karros (105)	Offerman (69)	4 tied with 4	Karros (115)
1996	Piazza (36)	Mondesi (314)	Karros (111)	Piazza (81)	Mondesi (5)	DeShields (124)
1997	Piazza (40)	Piazza (355)	Piazza (124)	Zeile (85)	Zeile, Mondesi (6)	Gagne (120)
1998	Mondesi (30)	Mondesi (288)	Mondesi (90)	Sheffield (69)	Sheffield (3)	Mondesi (112)
1999	Karros, Sheffield (34)	Karros (318)	Karros (112)	Sheffield (101)	Grudzielanek (10)	Mondesi (134)
2000	Sheffield (43)	Sheffield (322)	Sheffield (109)	Sheffield (101)	Grudzielanek (9)	Karros (122)
2001	Green (49)	Green (370)	Green (125)	Sheffield (94)	Grudzielanek (11)	Green, Grissom (107)
2002	Green (42)	Green (320)	Green (114)	Green (93)	Lo Duca (10)	Green (112)
2003	Beltre (23)	Green (281)	Green (85)	Green (68)	Kinkade (16)	Green (112)
2004	Beltre (48)*	Beltre (376)	Beltre (121)	Bradley, Green (71)	Cora (18)	Bradley (123)
2005	Kent (29)	Kent (213)	Kent (105)	Kent (72)	Kent/Choi (8)	Werth (14)
2006	Drew/Garciaparra (20)	Furcal (291)	Drew (100)	Drew (89)	Kent/Garciaparra (8)	Drew (106)
2007	Kent (20)	Martin (253)	Martin (87)	Martin (67)	Martin (7)	Martin (89)
2008	Ethier (20)	Kemp (278)	Loney (90)	Martin (90)	Kent (7)	Kemp (153)
2009	Ethier (31)	Ethier (303)	Ethier (106)	Ethier (72)	Ethier (13)	Kemp (139)
2010	Kemp (28)	Kemp (271)	Kemp (89)	Ethier (59)	Blake (8)	Kemp (170)
2011	Kemp (39)	Kemp (353)	Kemp (126)	Kemp (74)	Kemp, Uribe (6)	Kemp (159)
2012	Kemp (23)	Ethier (256)	Ethier (89)	A. Ellis (65)	Ethier (9)	Ethier (124)
2013	Gonzalez (22)	Gonzalez (269)	Gonzalez (100)	Ethier (61)	Puig (11)	Gonzalez (98)
2014	Gonzalez (27)	Gonzalez (285)	Gonzalez (116)	Puig (67)	Puig (12)	Kemp (145)
2015	Gonzalez (28)	Gonzalez (274)	Gonzalez (90)	Pederson (92)	Turner (13)	Pederson (170)
2016	Grandal/Turner (27)	Seager (321)	Gonzalez/Turner (90)	Grandal (64)	Uteley (11)	Seager (183)
2017	Bellinger (39)	Bellinger (279)	Bellinger (97)	Forsythe (69)	Turner (19)	Bellinger (146)
2018	Muncy (35)	Bellinger (262)	Kemp (85)	Muncy (79)	Turner (12)	Taylor (178)
2019	Bellinger (47)	Bellinger (351)*	Bellinger (115)	Bellinger (95)	Turner (14)	Muncy (149)
2020	Pollock/Betts (16)	Seager (124)	Seager (41)	Muncy (39)	Turner (6)	Muncy (60)
2021	Muncy (36)	Muncy (262)	Muncy (94)	Muncy (83)	Smith (18)	Taylor (167)
2022	Betts (35)	Freeman (313)	Free/T. Turner (100)	Muncy (90)	Smith (10)	Taylor (160)
2023	Betts (38)	Freeman (361)*	Betts (107)	Betts (96)	Freeman (19)	Outman (181)
L.A. Record	Green (49)	Beltre (376)	T. Davis (153)	Wynn (110)	Turner (16)	Outman (181)

*League Leader **Major League Record †Tied for League Lead ‡All-Time Dodger Record

Los Angeles Batting Leaders 1958-2023 (Continued)

Year	Stolen Bases	Sacrifice Files	Sacrifice Hits	Slugging Pct.	Batting Average
1958	Gilliam (18)	Furillo (7)	Zimmer (9)	Snider (.505)	Snider (.312)
1959	Gilliam (23)	Demeter (5)	Neal (21)*	Snider (.535)	Snider (.308)
1960	Wills (50)*	Larker (9)	Neal (14)	Howard (.464)	Larker (.323)
1961	Wills (35)*	Roseboro (6)	Wills (13)*	Snider (.562)	Moon (.328)
1962	Wills (104) *	T. Davis, W. Davis (8)	Gilliam (15)*	Howard (.560)	T. Davis (.346)*
1963	Wills (40)*	T. Davis, Roseboro (7)	Gilliam (12)	Howard (.518)	T. Davis (.326)*
1964	Wills (53)*	Howard (7)	Drysdale (14)	Howard (.432)	W. Davis (.294)
1965	Wills (94)*	W. Davis (7)	Parker (19)*	Johnson (.391)	Wills (.286)
1966	Wills (38)	W. Davis, Lefebvre (5)	Wills (13)	Fairly (.464)	W. Davis (.284)
1967	W. Davis (20)	Fairly (8)	Parker (10)	Ferrara (.467)	Ferrara (.277)
1968	W. Davis (36)	Haller (9)	Parker (12)	Gabrielson (.423)	Haller (.285)
1969	Wills (25)	Parker (6)	Mota (12)	W. Davis (.455)	Mota (.322)
1970	W. Davis (38)	Parker (8)	Mota (12)	Parker (.457)	Parker (.319)
1971	W. Davis (20)	Parker (8)	Mota (9)	Allen (.408)	W. Davis (.309)
1972	W. Davis (20)	W. Davis (7)	Sutton (11)	W. Davis (.441)	Mota (.323)
1973	Lopes (36)	Ferguson (10)	Russell (9)	McMullen (.482)	Mota (.314)
1974	Lopes (59)	Wynn (11)	Russell (11)	Wynn (.497)	Buckner (.314)
1975	Lopes (77)*	Cey (8)	Lopes (13)	Garvey (.476)	Garvey (.319)
1976	Lopes (83)*	Garvey (9)	Hooton (13)	Cey (.462)	Garvey (.317)
1977	Lopes (47)	Cey, Smith (7)	Hooton (14)	Smith (.576)	Smith (.307)
1978	Lopes (45)	Smith (13)*	Hooton (18)	Smith (.559)	Garvey (.316)
1979	Lopes (44)	Garvey (6)	Russell (14)	Cey (.499)	Garvey (.315)
1980	Law (40)	Baker (2)	Hooton (14)	Smith (.508)	Garvey (.304)
1981	Lopes (20)	Baker (5)	Hooton, Reuss, Thomas, Welch (7)	Cey (.474)	Baker (.320)
1982	Sax (49)	Garvey, Baker (9)	Reuss (16)	Guerrero (.536)	Guerrero (.304)
1983	Sax (56)	Baker (7)	Russell, Valenzuela (12)	Guerrero (.531)	Guerrero (.298)
1984	Sax (34)	Guerrero (8)	Russell, Honeycutt, Valenzuela (8)	Guerrero (.462)	Guerrero (.303)
1985	Duncan (38)	Landreaux (8)	Duncan (13)	Guerrero (.577)*	Guerrero (.320)
1986	Duncan (48)	Madlock (6)	Hershiser (10)	Guerrero (.541)	Sax (.332)
1987	Sax (37)	Shelby (9)	Hershiser (10)	Guerrero (.539)	Guerrero (.338)
1988	Sax (42)	Gibson (7)	Hershiser (19)	Gibson (.483)	Gibson (.290)
1989	Gibson (12)	Murray (7)	Griffin (11)	Marshall (.408)	Randolph (.282)
1990	Samuel (38)	Brooks (11)	Sharperson (8)	Daniels (.531)	Murray (.324)
1991	Butler (38)	Murray (8)	Harris (12)	Strawberry (.491)	Butler (.296)
1992	Butler (41)	Benzing, Karros, Webster (5)	Butler (24)	Karros (.426)	Butler (.309)
1993	Butler (39)	Wallach (9)	Offerman (25)	Piazza (.561)	Piazza (.318)
1994	Butler, DeShields (27)	Karros (11)	Butler (7)	Piazza (.541)	Piazza (.319)
1995	DeShields (39)	Kelly, Mondesi (7)	Offerman (10)	Piazza (.606)	Piazza (.346)
1996	DeShields (48)	Karros (8)	Castro, Gagne (4)	Piazza (.563)	Piazza (.336)
1997	Mondesi (32)	Karros (9)	Butler (15)	Piazza (.638)	Piazza (.362)
1998	Young (42)	Karros, Sheffield (7)	Vizcaino (10)	Sheffield (.535)	Sheffield (.316)
1999	Young (51)	Sheffield (9)	Brown (13)	Karros (.550)	Grudzielanek (.326)
2000	Green (24)	Karros (12)	Brown (14)	Sheffield (.643)	Sheffield (.325)
2001	Goodwin (22)	Lo Duca (9)	Park, Prokopec (7)	Green (.598)	Lo Duca (.320)
2002	Roberts (45)	Beltre (6)	Izturis, Perez (10)	Green (.558)	Green, Jordan (.285)
2003	Roberts (40)	Beltre, Green (6)	Cora (11)	Green (.460)	Cabrera (.282)
2004	Roberts (33)	Ross (5)	Cora, Izturis (12)	Beltre (.629)	Beltre (.334)
2005	Werth/A. Perez (11)	Ledee (6)	Penny/Lowe (9)	Kent (.512)	A. Perez (.297)
2006	Furcal (37)	Drew/Ethier (6)	Lowe (10)	Garcia/parra (.505)	Ethier (.308)
2007	Pierre (64)	Ethier (8)	Pierre (20)	Kent (.500)	Kent (.302)
2008	Pierre (40)	Ethier, Loney (7)	Kershaw (9)	Ethier (.510)	Ethier (.305)
2009	Kemp (34)	Blake (10)	4 tied with 9	Ethier (.508)	Kemp (.297)
2010	Furcal (22)	Kemp (9)	Kershaw (18)	Ethier (.493)	Ethier (.292)
2011	Kemp (40)	Kemp (7)	Kershaw (11)	Kemp (.586)	Kemp (.324)
2012	Gordon (32)	Rivera (6)	Kershaw (14)	Ethier (.460)	Ethier (.284)
2013	Crawford (15)	Gonzalez (10)	Kershaw (9)	Gonzalez (.461)	Gonzalez (.293)
2014	Gordon (64)	Gonzalez (11)	Ryu (8)	Kemp (.506)	Puig (.296)
2015	Rollins (12)	Turner (4)	Anderson (9)	Gonzalez (.480)	Kendrick (.295)
2016	Kendrick (10)	Turner (8)	Maeda (5)	Seager (.512)	Seager (.308)
2017	Taylor (17)	Turner (7)	Kershaw (6)	Bellinger (.581)	Turner (.322)
2018	Puig (15)	Kemp (7)	Maeda (8)	Muncy (.582)	Turner (.312)
2019	Bellinger (15)	Verduugo (6)	Kershaw (15)*	Bellinger (.629)	Bellinger (.305)
2020	Betts (10)	Muncy, Pollock, Seager (2)	Barnes (2)	Rios (.645)	Turner (.307)
2021	Taylor (13)	Smith (11)	Urias (10)	Pollock (.536)	Seager (.306)
2022	T. Turner (27)	J. Turner (8)	Barnes (2)	Betts (.533)	Freeman (.325)
2023	Freeman (23)	Smith (12)*	Rojas (2)	Betts (.579)	Freeman (.331)
L.A. Record	Wills (104)	Smith (12)	Offerman (25)	Sheffield (.643)	Piazza (.362)

*League Leader ***Major League Record †Tied for League Lead ‡All-Time Dodger Record

H I S T O R Y A N D R E C O R D S

Los Angeles Pitching Leaders 1958-2023

Year	Games	Games Started	Complete Games	Innings Pitched	Strikeouts	Base on Balls
1958	Labine (52)	Podres (31)	Podres (10)	Drysdale (212)	Podres (143)	Koufax (105)
1959	Labine (56)	Drysdale (36)	Drysdale (15)	Drysdale (274)	Drysdale (242)*	Drysdale (93)
1960	Roebuck (58)	Drysdale (36)	Drysdale (15)	Drysdale (268)	Drysdale (246)*	Koufax (100)
1961	Perranoski, Sherry (53)	Drysdale (37)	Koufax (15)	Koufax (256)	Koufax (269)*	Williams (108)
1962	Perranoski (70)*	Drysdale (41)*	Drysdale (19)	Drysdale (314.1)*	Drysdale (232)*	Williams (98)
1963	Perranoski (83)*	Drysdale (42)*	Koufax (20)	Drysdale (315.1)	Koufax (306)*	Miller (65)
1964	R. Miller (74)*	Drysdale (40)*	Drysdale (21)	Drysdale (321.1)*	Drysdale (237)*	Drysdale (68)
1965	Miller (81)	Drysdale (42)*	Koufax (27)*	Koufax (336.2)*	Koufax (382)	Osteen (78)
1966	Regan (65)	Koufax (41)	Koufax (27)*	Koufax (323)*	Koufax (317)*	Koufax (77)
1967	Perranoski (70)	Osteen (39)	Osteen (14)	Osteen (288)	Drysdale (196)	Singer (61)
1968	Brewer (54)	Osteen, Singer (36)	Drysdale, Singer (12)	Singer (256)	Singer (227)	Singer (78)
1969	Mikkelsen (48)	Osteen, Sutton (41)	Singer, Osteen (16)	Osteen (321)	Singer (247)	Sutton (61)
1970	Brewer (58)	Sutton (38)	Osteen (11)	Sutton (280)	Sutton (201)	Foster (81)
1971	Brewer (55)	Osteen (35)	Downing, Sutton (12)	Sutton (283)	Sutton (194)	Downing (84)
1972	Brewer (51)	Osteen, Sutton (33)	Sutton (18)	Sutton (273)	Sutton (207)	Osteen (89)
1973	Brewer (56)	Messersmith, Osteen, Sutton (33)	Sutton (14)	Sutton (256.1)	Sutton (200)	Messersmith (77)
1974	Marshall (106) ***	Sutton (40)	Messersmith (13)	Messersmith (292.1)	Messersmith (221)	Messersmith (94)
1975	Marshall (57)	Messersmith (40)*	Messersmith (19)*	Messersmith (322)*	Messersmith (213)	Messersmith (96)
1976	Hough (77)	Sutton (34)	Sutton (15)	Sutton (267.2)	Sutton (161)	Sutton (82)
1977	Hough (70)	Sutton (33)	John (11)	Sutton (240.1)	Hooton (153)	Hough (70)
1978	Hough (55)	Sutton (34)	Sutton (12)	Sutton (238.1)	Sutton (154)	Rau (68)
1979	Hough (42)	Sutton (32)	Hooton (12)	Sutcliffe (242)	Sutton (146)	Sutcliffe (97)
1980	Castillo (61)	Hooton (33)	Reuss (10)	Reuss (229)	Welch (141)	Welch (79)
1981	Howe (41)	Valenzuela (25)	Valenzuela (11)*	Valenzuela (192)*	Valenzuela (180)*	Valenzuela (61)
1982	Howe (66)	Valenzuela, Reuss (37)	Valenzuela (18)	Valenzuela (235)	Valenzuela (193)	Valenzuela (83)
1983	Niedenfuhr (66)	Valenzuela (35)	Valenzuela (9)	Valenzuela (257)	Valenzuela (189)	Valenzuela (96)
1984	Zachry (58)	Valenzuela (34)	Valenzuela (12)	Valenzuela (261)	Valenzuela (240)	Valenzuela (102)
1985	Niedenfuhr (64)	Valenzuela (35)	Valenzuela (14)	Valenzuela (272.1)	Valenzuela (205)	Valenzuela (101)
1986	Howell (62)	Hershiser (35)	Valenzuela (20)*	Valenzuela (269.1)	Valenzuela (242)	Hershiser (86)
1987	Holton (53)	Hershiser, Welch (35)	Valenzuela (12)	Hershiser (264.2)	Welch (196)	Valenzuela (124)
1988	Peña (61)	Hershiser, Leary (34)	Hershiser (15)	Hershiser (269)*	Leary (180)	Hershiser (73)
1989	Howell (56)	Hershiser (33)	Belcher (10)	Hershiser (256.2)	Belcher (200)	Valenzuela (98)
1990	Crews (66)	R. Martinez, Morgan, Valenzuela (33)	R. Martinez (12)*	R. Martinez (234.1)	R. Martinez (223)	Valenzuela (77)
1991	Crews (80)	Belcher, R. Martinez, Morgan (33)	R. Martinez (6)	Morgan (236.1)	Belcher (156)	Belcher (75)
1992	Cott (68)	Hershiser (33)	Candiotti (6)	Hershiser (210.2)	Gross (158)	Ojeda (81)
1993	P. Martinez (65)	Hershiser (33)	Hershiser (6)	Hershiser (215.2)	Gross (150)	R. Martinez (104)
1994	Worrell (88)	R. Martinez (24)	Candiotti (5)	R. Martinez (170.0)	Gross (124)	R. Martinez (56)
1995	Worrell (59)	Candiotti, R. Martinez (30)	Valdes (6)	R. Martinez (206.1)	Nomo (236)	R. Martinez (81)
1996	Osuna (73)	Nomo, Valdes (33)	Nomo (3)	Nomo (228.1)	Nomo (234)	R. Martinez (86)
1997	Radinsky (75)	Nomo (33)	Park (2)	Nomo (207.1)	Nomo (233)	Nomo (82)
1998	Radinsky (82)	Park (34)	Perez (4)	Park (220.2)	Park (191)	Park (97)
1999	Borbon (70)	Brown (35)	Brown (5)	Brown (252.1)	Brown (217)	Park (100)
2000	Adams (66)	Park (34)	Brown (5)	Brown (230.0)	Park (221)	Park (124)
2001	Shaw (77)	Park (35)	Park (2)	Park (234.0)	Park (218)	Park (91)
2002	Quantrill (86)	Nomo (34)	Perez (4)	Perez (222.1)	Nomo (193)	Ishii (106)
2003	Quantrill (89)*	Nomo (33)	Nomo (2)	Nomo (215.1)	Brown (185)	Ishii (101)
2004	Gagné (70)	Weaver (34)	Ishii (2)	Weaver (220.0)	Weaver (153)	Ishii (95)
2005	Sanchez (79)	Lowe (35)	Weaver (3)	Weaver (224.0)	Weaver (157)	Lowe (55)
2006	Saito (72)	Lowe (34)	Lowe (1)	Lowe (218.0)	Penny (148)	Billingsley (58)
2007	Beimel, Broxton (83)	Penny (33)	Lowe (3)	Penny (208.0)	Lowe (147)	Penny (73)
2008	Beimel (71)	Lowe (34)	Kuroda (2)	Lowe (211.0)	Billingsley (201)	Billingsley (80)
2009	Broxton, Troncoso (73)	Wolf (34)	Stults (1)	Wolf (214.1)	Kershaw (185)	Kershaw (81)
2010	Sherrill (65)	Kershaw (32)	4 tied with 1	Kershaw (204.1)	Kershaw (212)	Kershaw (81)
2011	Guerrier (70)	Kershaw, Lilly (33)	Kershaw (5)	Kershaw (233.1)	Kershaw (248)	Billingsley (84)
2012	Belisario (68)	Capuano/Kershaw (33)	Kershaw (2)	Kershaw (227.2)	Kershaw (229)	Harang (85)
2013	Belisario (77)	Kershaw (33)	Kershaw (3)	Kershaw (236.0)	Kershaw (232)	Kershaw (52)
2014	Howell/Jansen (68)	Greinke/Haren (32)	Kershaw (6)	Greinke (202.1)	Kershaw (239)	Greinke (43)
2015	Howell (65)	Kershaw (33)	Kershaw (4)	Kershaw (232.2)	Kershaw (301)	Anderson (46)
2016	Blanton (75)	Maeda (32)	Kershaw (3)	Maeda (175.2)	Maeda (179)	Kazmir (52)
2017	Baez (66)	Kershaw (27)	Hill/Kershaw (1)	Kershaw (175.0)	Kershaw (202)	Hill (49)
2018	Alexander (73)	Wood (27)	None	Kershaw (161.1)	Kershaw (155)	Maeda (43)
2019	Baez (71)	Buehler (30)	Buehler (2)	Ryu (182.2)	Buehler (215)	Maeda (51)
2020	Jansen/Teirnen (27)	Kershaw, May, Urias (10)	None	Kershaw (58.1)	Kershaw (82)	Urias (18)
2021	Teirnen (72)	Buehler (33)	Bauer (1)	Buehler (207.2)	Buehler (212)	Buehler (52)
2022	Phillips (64)	Urias (31)	Buehler (1)	Anderson (178.2)	Urias (166)	Urias (41)
2023	Graterol/Ferguson (68)	Kershaw (24)	None	Kershaw (131.2)	Kershaw (137)	Kershaw/Gonsolin (40)
L.A. Record	Marshall (106)	Drysdale 42 (Twice)	Koufax 27 (Twice)	Koufax (332.2)	Koufax (382)	Valenzuela/Park (124)

*League Leader ***Major League Record †Tied for League Lead ‡All-Time Dodger Record

Los Angeles Pitching Leaders 1958-2023

Year	Shutouts	Saves	Wins	Losses	Winning Pct. (15 Or More Dec.)	ERA (90+ IP)
1958	Podres, Williams (2)	Labine (14)	Podres (18)	Podres (15)	Williams (.563)	Podres (3.73)
1959	Craig, Drysdale (4)	Labine (8)	Drysdale (17)	Drysdale (13)	Craig (.688)	Drysdale (3.45)
1960	Drysdale (5)	Roebuck (8)	Drysdale (15)	Drysdale (14)	Sherry, Williams (.583)	Drysdale (2.84)
1961	Drysdale (3)	L. Sherry (15)	Koufax, Podres (18)	Koufax (13)	Podres (.783)*	Koufax (3.52)
1962	Drysdale, Koufax (2)	Perranoski (19)	Drysdale (25)*	Podres (13)	Drysdale (.735)	Koufax (2.54)*
1963	Koufax (11)*	Perranoski (21)	Koufax (25)	Drysdale (17)	Perranoski (.842)*	Koufax (1.88)*
1964	Koufax (7)*	Perranoski (10)	Koufax (19)	Drysdale (16)	Koufax (.792)*	Koufax (1.74)*
1965	Koufax (8)	Perranoski (11)	Koufax (26)*	Osteen (15)	Koufax (.765)*	Koufax (2.04)*
1966	Koufax (5)	Regan (21)*	Koufax (27)*	Drysdale (16)	Regan (.933)*	Koufax (1.73)*
1967	Osteen (5)	Perranoski (12)	Osteen (17)	Osteen (17)	Singer (.800)	Perranoski (2.45)
1968	Drysdale (8)	Brewer (14)	Drysdale (14)	Osteen (18)	Drysdale (.538)	Drysdale (2.15)
1969	Osteen (7)	Brewer (20)	Singer, Osteen (20)	Sutton (18)	Singer (.625)	Singer (2.34)
1970	Osteen, Sutton (4)	Brewer (24)	Osteen (16)	Osteen (14)	Sutton (.536)	Brewer, Vance (3.13)
1971	Downing (5)	Brewer (22)	Downing (20)	Singer (17)	Downing (.690)	Brewer (1.89)
1972	Sutton (9)*	Brewer (17)	Osteen (20)	Singer (16)	John (.688)	Sutton (2.08)
1973	Messersmith, Osteen, Sutton (3)	Brewer (20)	Sutton (18)	Osteen (11)	John (.696)*	Sutton (2.42)
1974	Sutton (5)	Marshall (21)	Messersmith (20)	Marshall (12)	John (.813)*	Marshall (2.42)
1975	Messersmith (7)*	Marshall (13)	Messersmith (19)	Marshall, Messersmith (14)	Hooton (.720)	Messersmith (2.29)
1976	Hooton, Sutton (4)	Hough (18)	Sutton (21)	Hooton (15)	Rhoden (.800)*	Hough (2.20)
1977	John, Sutton (3)	Hough (22)	John (20)	Hough (12)	John (.741)	Hooton (2.62)
1978	Hooton, Rhoden, Welch (3)	Forstier (22)	Hooton (19)	Sutton (11)	Hooton (.655)	Welch (2.03)
1979	Hooton, Rau, Reuss, Sutcliffe, Sutton (1)	Castillo (7)	Sutcliffe (17)	Sutton (15)	Sutcliffe (.630)	Hooton (2.97)
1980	Reuss (8)*	Howe (17)	Reuss (18)	Goltz (11)	Reuss (.750)	Sutton (2.21)*
1981	Valenzuela (8)*	Howe (9)	Valenzuela (13)	Goltz, Valenzuela (7)	Reuss (.714)	Hooton (2.23)
1982	Reuss, Valenzuela (4)	Howe (13)	Valenzuela (19)	Valenzuela (13)	Reuss (.621)	Howe (2.08)
1983	Valenzuela (4)	Howe (18)	Valenzuela, Welch (15)	Welch (12)	Valenzuela (.600)	Welch (2.65)
1984	Peña, Hershiser (4)	Niedenfuer (11)	Welch (13)	Valenzuela (17)	Peña (.697)	Peña (2.48)*
1985	Hershiser, Valenzuela (5)	Niedenfuer (19)	Hershiser (19)	Honeycutt (12)	Hershiser (.864)	Hershiser (2.03)
1986	Valenzuela, Welch (3)	Howell (12)	Valenzuela (21)*	Hershiser (14)	Valenzuela (.656)	Valenzuela (3.14)
1987	Welch (4)	Peña, Young (11)	Hershiser (16)	Hershiser (16)	Welch (.825)	Welch (3.06)
1988	Hershiser (8)*	J. Howell (21)	Hershiser (23)	Leary (11)	Hershiser (.742)	Peña (1.91)
1989	Belcher (8)*	J. Howell (28)	Belcher, Hershiser (15)	Hershiser (15)	Hershiser (.555)	Hershiser (2.31)
1990	Morgan (4)	J. Howell (16)	R. Martinez (20)	Morgan (15)	R. Martinez (.769)	Crews (2.77)
1991	R. Martinez (4)	J. Howell (16)	R. Martinez (17)	R. Martinez (13)	Morgan (.583)	Belcher (2.62)
1992	Astacio (4)	Medowell (14)	Candiotti (11)	Candiotti, Hershiser (15)	Candiotti (.423)	Candiotti (3.00)
1993	R. Martinez (3)	Gott (25)	Astacio (14)	Hershiser (14)	P. Martinez (.667)	P. Martinez (2.61)
1994	R. Martinez (3)	Worrell (11)	R. Martinez (12)	Astacio (8)	R. Martinez (.631)	Gross (3.60)
1995	Nomo (3)	Worrell (32)	R. Martinez (17)	Candiotti (14)	R. Martinez (.708)	Nomo (2.54)
1996	R. Martinez, Nomo (2)	Worrell (44)	Nomo (16)	Candiotti, Nomo (11)	R. Martinez (.714)	Nomo (3.19)
1997	Astacio (1)	Worrell (35)	Nomo, Park (14)	Nomo (12)	R. Martinez (.667)	Valdes (2.65)
1998	Perez, Valdes (2)	Shaw (25)	Park (15)	Dreifort (12)	Park (.625)	R. Martinez (2.83)
1999	Brown, Dreifort, Valdes (1)	Shaw (34)	Brown (18)	Dreifort (13)	Brown (.667)	Brown (3.00)
2000	Brown, Park, Dreifort (1)	Shaw (27)	Park (18)	Park (10)	Brown (.684)	Brown (2.58)*
2001	Park (1)	Shaw (43)	Park (15)	Park (11)	Adams (.600)	Brown (2.65)
2002	Perez (2)	Gagné (52)	Perez (15)	Ashby (13)	Nomo (.727)	Perez (3.00)
2003	Nomo (2)	Gagné (55)	Nomo (16)	Nomo (10)	Brown (.807)	Mota (1.97)
2004	Ishii (2)	Gagné (45)	Ishii, Lima, Weaver (13)	Weaver (13)	Lima (.722)	Perez (3.25)
2005	Lowe/Weaver (2)	Brazoban (21)	Weaver (14)	Lowe (15)	Carrara (.636)	Lowe (3.61)
2006	None	Saito (24)	Lowe/Penny (16)	Penny (9)	Lowe (.667)	Lowe (3.63)
2007	None	Saito (39)	Penny (16)	Lowe (14)	Penny (.800)	Penny (3.03)
2008	Kuroda (2)	Saito (18)	Billingsley (16)	Lowe (11)	Billingsley (.615)	Billingsley (3.14)
2009	Stults (1)	Broxton (36)	Billingsley (12)	Billingsley (11)	Wolf (.611)	Kershaw (2.79)
2010	4 Tied With 1	Broxton (22)	Kershaw (13)	Kuroda (13)	Kershaw (.565)	Kershaw (2.91)
2011	Kershaw (2)	Guerra (21)	Kershaw (21)	Kuroda (16)	Kershaw (.808)	Kershaw (2.28)
2012	Kershaw (2)	Jansen (25)	Kershaw (14)	Capuano (12)	Kershaw (.609)	Kershaw (2.53)
2013	Kershaw (2)	Jansen (28)	Kershaw (16)	Kershaw (9)	Greinke (.789)	Kershaw (1.83)
2014	Kershaw (2)	Jansen (44)	Kershaw (21)	Haren (11)	Kershaw (.875)	Kershaw (1.77)
2015	Kershaw (3)	Jansen (36)	Greinke (19)	Anderson (9)	Greinke (.864)	Greinke (1.66)
2016	Kershaw (3)	Jansen (47)	Maeda (16)	Maeda (11)	Kershaw (.750)	Kershaw (1.69)
2017	None	Jansen (41)	Kershaw (18)	Ryu (9)	Wood (.842)	Kershaw (2.31)
2018	None	Jansen (38)	Hill (11)	Maeda (10)	Hill (.688)	Buehler (2.62)
2019	Ryu (1)	Jansen (33)	Kershaw (16)	Maeda (8)	Buehler (.778)*	Ryu (2.32)*
2020	None	Jansen (11)	Kershaw (6)	Trinen (3)	None	None
2021	None	Jansen (38)	Urias (20)	Kershaw (8)	Urias (.870)	Buehler (2.47)
2022	Buehler (1)	Kimbrel (22)	Urias (17)	Urias/Kimbrel (7)	Gonsolin (.941)	Gonsolin (2.14)
2023	None	Phillips (24)	Kershaw (13)	Urias (8)	Miller (.733)	Kershaw (2.46)
L.A. Record	Koufax (11)	Gagné (55)	Koufax (27)	Osteen, Sutton (18)	Gonsolin (.941)	Greinke (1.66)

*League Leader ***Major League Record †Tied For League Lead ‡All-Time Dodger Record

H I S T O R Y A N D R E C O R D S

Los Angeles Career Game Leaders By Position

First Base

1. Eric Karros	1579
2. Steve Garvey	1470
3. Wes Parker	1108
4. James Loney	860
5. Adrián González	704

Third Base:

1. Ron Cey	1468
2. Adrian Beltre	957
3. Justin Turner	885
3. Jim Gilliam	761
5. Jeff Hamilton	390

Catcher:

1. Mike Scioscia	1395
2. John Roseboro	1199
3. Steve Yeager	1181
4. Russell Martin	701
5. Mike Piazza	700

Pitcher:

1. Kenley Jansen	701
2. Don Sutton	550
3. Jim Brewer	474
4. Don Drysdale	459
5. Ron Perranoski	457

Second Base:

1. Davey Lopes	1150
2. Steve Sax	1070
3. Jim Lefebvre	613
4. Charlie Neal	523
5. Jeff Kent	497

Shortstop:

1. Bill Russell	1746
2. Maury Wills	1497
3. Rafael Furcal	608
4. Corey Seager	606
5. Jose Offerman	571

Outfield:

1. Willie Davis	1906
2. Andre Ethier	1322
3. Matt Kemp	1201
4. Dusty Baker	1092
5. Raul Mondesi	899

Los Angeles Team Home Run Totals

Year	Dodgers			Opponents			Dodgers			Opponents			
	At LA	Away	Totals	At LA	Home	Totals	Year	At LA	Away	Totals	At LA	Home	Totals
1958	92	80	172	101	72	173	1992	26	46	72	33	49	82
1959	82	66	148	90	67	157	1993	66	64	130	48	55	103
1960	89	37	126	97	57	154	1994	47	68	115	49	41	90
1961	83	74	157	109	58	167	1995	62	78	140	48	77	125
1962	47	93	140	39	76	115	1996	62	88	150	49	76	125
1963	42	68	110	43	68	111	1997	85	89	174	76	87	163
1964	26	53	79	38	50	88	1998	78	81	159	65	70	135
1965	26	52	78	41	86	127	1999	92	95	187	102	90	192
1966	43	65	108	36	48	84	2000	108	103	211	85	91	176
1967	36	46	82	35	58	93	2001	94	112	206	95	89	184
1968	25	42	67	24	41	65	2002	73	82	155	86	79	165
1969	40	57	97	55	67	122	2003	68	56	124	72	55	127
1970	34	53	87	82	82	164	2004	100	103	203	87	86	173
1971	43	52	95	56	54	110	2005	80	69	149	90	92	182
1972	46	52	98	37	46	83	2006	88	65	153	78	74	152
1973	63	47	110	62	67	129	2007	69	60	129	72	74	146
1974	68	71	139	51	61	112	2008	71	66	137	49	74	123
1975	64	54	118	52	52	104	2009	70	75	145	57	70	127
1976	42	49	91	48	49	97	2010	61	59	120	67	67	134
1977	96	95	191	65	54	119	2011	53	64	117	67	65	132
1978	78	71	149	59	48	107	2012	59	57	116	67	55	122
1979	106	77	183	55	46	101	2013	65	73	138	65	62	125
1980	82	66	148	58	47	105	2014	71	63	134	81	61	142
1981	38	44	82	33	21	54	2015	97	90	187	69	76	145
1982	57	81	138	35	46	81	2016	101	88	189	68	97	165
1983	74	72	146	49	48	97	2017	115	106	221	88	96	184
1984	49	53	102	40	36	76	2018	119	116	235	95	84	179
1985	47	82	129	54	48	102	2019	143	136	279	103	82	185
1986	57	73	130	46	69	115	2020	64	54	118	35	31	66
1987	52	73	125	56	74	130	2021	140	97	237	91	70	161
1988	49	50	99	38	46	84	2022	106	106	212	90	62	152
1989	37	52	89	46	49	95	2023	130	119	249	108	92	200
1990	54	75	129	73	64	137	Totals	4,475	4,533	9,008	4,050	4,104	8,154
1991	57	51	108	46	50	96							

Dodger Career Home Run Leaders By Position

Pitcher	Catcher	First Base	Second Base	Third Base
Don Drysdale 28	Roy Campanella 239	Gil Hodges 326	Davey Lopes 98	Ron Cey 228
Don Newcombe 11	Mike Piazza 176	Eric Karros 269	Jackie Robinson 80	Adrian Beltre 145
Fernando Valenzuela 8	Steve Yeager 92	Steve Garvey 195	Jeff Kent 73	Justin Turner 143
Claude Osteen 6	John Roseboro 89	Dolph Camilli 139	Charlie Neal 59	Max Muncy 67
Dazzy Vance 6	Yasmani Grandal 89	Adrián González 101	Jim Lefebvre 53	Pedro Guerrero 49
Darren Dreifort 6	Will Smith 77	Jack Fournier 82	Jim Gilliam 38	Casey Blake 48

Shortstop	Left Field	Center Field	Right Field	Designated Hitter
Pee Wee Reese 122	Dusty Baker 139	Duke Snider 355	Carl Furillo 175	J.D. Martinez 33
Corey Seager 100	Zack Wheat 130	Willie Davis 154	Shawn Green 140	Will Smith 12
Glenn Wright 44	Gary Sheffield 113	Matt Kemp 137	Raul Mondesi 129	Edwin Rios 6
Rafael Furcal 43	Tommy Davis 49	Joc Pederson 70	Andre Ethier 128	Max Muncy 5
Hanley Ramirez 41	Kal Daniels 48	Johnny Frederick 67	Frank Howard 106	Justin Turner 4
Bill Russell 39	Pedro Guerrero 48	Cody Bellinger 60	Mike Marshall 101	
			Yasiel Puig 101	

Dodger Single-Season Home Run Leaders By Position

Pitcher	HR	Year	Catcher	HR	Year	First Base	HR	Year
Don Drysdale	7	1958	Roy Campanella	40	1953	Gil Hodges	42	1954
Don Drysdale	7	1965	Mike Piazza	40	1997	Gil Hodges	40	1951
Don Newcombe	7	1955	Mike Piazza	36	1996	Cody Bellinger	39	2017
Don Drysdale	5	1961	Mike Piazza	35	1993	Dolph Camilli	34	1941
Don Drysdale	4	1959	Roy Campanella	32	1951	Eric Karros	34	1996
Eight Players	3		Roy Campanella	32	1955	Eric Karros	34	1999

Second Base	Third Base	Shortstop
Jeff Kent 29 2005	Adrian Beltre 48 2004	Corey Seager 26 2016
Davey Lopes 28 1979	Max Muncy 36 2023	Corey Seager 22 2017
Charlie Neal 20 1958	Pedro Guerrero 32 1983	Glenn Wright 22 1930
Jeff Kent 20 2007	Todd Zeile 31 1997	Trea Turner 21 2022
Jackie Robinson 19 1951, '52	Ron Cey 30 1977	Hanley Ramirez 19 2013
Charlie Neal 19 1959	Ron Cey 28 1979, '80	Corey Seager 19 2019

Left Field	Center Field	Right Field
Gary Sheffield 43 2000	Duke Snider 42 1955	Shawn Green 49 2001
Gary Sheffield 36 2001	Duke Snider 42 1956	Shawn Green 42 2002
Gary Sheffield 34 1999	Duke Snider 41 1953	Babe Herman 35 1930
Dusty Baker 30 1977	Duke Snider 40 1954	Cody Bellinger 35 2019
Dusty Baker 29 1980	Duke Snider 40 1955	Raul Mondesi 33 1990
Kal Daniels 27 1990	Matt Kemp 39 2011	Mookie Betts 33 2022

Designated Hitter
J.D. Martinez 33 2023
Will Smith 9 2022
Edwin Rios 6 2022
Max Muncy 3 2022
Corey Seager 3 2020
Justin Turner 3 2022

Brooklyn/Los Angeles Home Run Records

Most Home Runs, Team, Game

8	May 23, 2002 At MIL
8	March 28, 2019 vs. ARI
8	July 10, 2021 vs. ARI
7	August 23, 2020 vs. COL
7	May 5, 1976 At CHC (NL)
7	May 25, 1976 Vs. CIN
7	June 29, 1996 At COL
7	Sept. 18, 2006 Vs. SD
7	Aug. 22, 2016 At CIN
7	June 24, 2018 At NYM
7	Aug. 2, 2018 Vs. MIL
7	Sept. 2, 2019 vs. COL

Most Home Runs, Team, Season

279	2019
249	2023
237	2021
235	2018
231	2021

Most Homers, Team, Home, Season

143	2019
140	2021
130	2023
119	1955
119	2018

Most Homers, Team, Road, Season

136	2019
119	2023
116	2018
112	2001

Most Leadoff Homers, Team, Season

12	2018, 2019, 2023
11	2021
7	1951, 1979, 2000, 2001, 2015, 2021

Most Extra-Inning Homers, Season

7	1957
7	1979
7	2013
6	2014
6	1973
6	1980

Most Grand Slams, Team, Season

11	2021, 2023
10	2004
9	2000

Most Pinch-Hit Homers, Season

13	2019
12	2000
10	2020
9	2004
9	2018
8	1983, 1992, 2015, 2017

Most Home Runs At Home, Season

27	Cody Bellinger, 2019
25	Gil Hodges, 1954
25	Duke Snider, 1956
24	Mookie Betts, 2023
24	Joc Pederson, 2019
23	Gary Sheffield, 2000
23	Duke Snider, 1953
23	Duke Snider, 1954
23	Duke Snider, 1955
23	Duke Snider, 1957
23	Adrian Beltre, 2004

Most Homers On The Road, Season

30	Shawn Green, 2001
25	Adrian Beltre, 2004
24	Gil Hodges, 1951
24	Shawn Green, 2002
23	Mike Piazza, 1995

Most Home Runs In A Month

15	Pedro Guerrero, June 1985
15	Duke Snider, August 1953
13	Adrian Beltre, August 2004
13	Cody Bellinger, June 2017

Most Grand Slams In Season

3	Kal Daniels, 1990
3	Matt Kemp, 2009
3	Mike Piazza, 1998
3	Adrian Beltre, 2004
3	Chris Taylor, 2017
3	Max Muncy, 2023

Most Pinch-Hit Homers, Career

13	Dave Hansen
8	Johnny Frederick
8	Lee Lacy
8	Olmedo Saenz

Most Pinch-Hit Homers, Season

7	Dave Hansen, 2000
6	Johnny Frederick, 1932
6	Lee Lacy, 1978

Most Leadoff Home Runs, Career

28	Mookie Betts
28	Davey Lopes
21	Joc Pederson
14	Rafael Furcal
10	Johnny Frederick

Most Leadoff Home Runs, Season

12	Mookie Betts, 2023
9	Joc Pederson, 2019
8	Joc Pederson, 2018
7	Davey Lopes, 1979
7	Mookie Betts, 2021, 2022

Most Walk-Off Home Runs, Career

(Los Angeles Only)

7	Andre Ethier
6	Matt Kemp
5	Davey Lopes
5	Joe Ferguson
5	Ron Cey
5	Dusty Baker
4	Pedro Guerrero
4	Tommy Davis

Most Walk-Off Home Runs, Season

(Los Angeles Only)

4	Andre Ethier, 2009
3	Joe Ferguson, 1980
3	Matt Kemp, 2011
2	Tommy Davis, 1961
2	Frank Howard, 1963
2	Jimmy Wynn, 1974
2	Ron Cey, 1976
2	Davey Lopes, 1979
2	Pedro Guerrero, 1982
2	Darryl Strawberry, 1992
2	Mike Piazza, 1996
2	Kevin Elster, 2000
2	Adrian Beltre, 2004
2	Nomar Garciaparra, 2006
2	Matt Kemp, 2012
2	Trayce Thompson, 2016
2	Will Smith, 2019

Most Homers As A DH, Season

33	J.D. Martinez, 2023
9	Will Smith, 2022
6	Edwin Rios, 2022

Dodger Stadium Home Run Leaders By Season

2023	Mookie Betts, 24	2002	Shawn Green, 18	1981	Ron Cey, 9
2022	Mookie Betts, 16	2001	Shawn Green, 19	1980	Steve Garvey/Ron Cey, 16
2021	Max Muncy, 23	2000	Gary Sheffield, 23	1979	Steve Garvey, 20
2020	Mookie Betts, 21	1999	Raul Mondesi, 18	1978	Steve Garvey, 18
2019	Cody Bellinger, 27	1998	Raul Mondesi, 13	1977	Dusty Baker, 18
2018	Max Muncy, 20	1997	Mike Piazza, 22	1976	Ron Cey, 12
2017	Cody Bellinger, 19	1996	Eric Karros, 16	1975	Ron Cey, 18
2016	Yasmani Grandal, 20	1995	Eric Karros, 19	1974	Jimmy Wynn, 18
2015	Adrián González, 17	1994	Mike Piazza, 13	1973	Joe Ferguson, 13
2014	Matt Kemp, 17	1993	Mike Piazza, 21	1972	Frank Robinson, 12
2013	Adrián González, 11	1992	Eric Karros, 6	1971	Dick Allen, 11
2012	Andre Ethier, 14	1991	Darryl Strawberry, 14	1970	Bill Grabarkewitz, 8
2011	Matt Kemp, 19	1990	Kal Daniels And Eddie Murray, 12	1969	Andy Kosco, 10
2010	Matt Kemp, 15	1989	Jeff Hamilton, 8	1968	Willie Davis And Ken Boyer, 4
2009	Andre Ethier, 22	1988	Kirk Gibson, 14	1967	Al Ferrara, 9
2008	Matt Kemp, 14	1987	Pedro Guerrero, 12	1966	Jim Lefebvre, 11
2007	Matt Kemp And Jeff Kent, 9	1986	Mike Marshall, 13	1965	Lou Johnson, 6
2006	J.d. Drew And Rafael Furcal, 22	1985	Mike Marshall, 15	1964	Frank Howard, 11
2005	Jeff Kent, 15	1984	Mike Marshall, 11	1963	Frank Howard, 13
2004	Adrian Beltre, 23	1983	Greg Brock, 14	1962	Tommy Davis, 14
2003	Adrian Beltre, 13	1982	Pedro Guerrero, 15		

Dodgers To Homer From Both Sides Of The Plate In A Game

Player	First Pitcher (Inning)	Second Pitcher (Inning)	Date And Opponent
Jim Russell	Harry Brecheen (1)	Red Munger (5)	July 26, 1950 vs. St. Louis
Maury Wills	Bob Moorhead (5)	Vinegar Bend Mizell (9)	May 30, 1962 At New York (NI)
Jim Lefebvre	Sammy Ellis (1)	Gerry Arrigo (4)	May 7, 1968 At Cincinnati
Wes Parker	Gordie Richardson (7)	Jack Hamilton (9)	June 5, 1966 At New York (NI)
Eddie Murray	Eric Gunderson (3)	Randy O'neal (7)	April 18, 1990 At San Francisco
Eddie Murray	Bruce Hurst (2)	Eric Show (11)	June 9, 1990 At San Diego
Milton Bradley	Chris Capuano (3)	Ricky Bottalico (9)	April 18, 2005 At Milwaukee
Milton Bradley	Horacio Ramirez (4)	Chris Reitsma (9)	May 13, 2005 vs. Atlanta
Jose Cruz Jr.	Jason Schmidt (1)	Scott Eyre (8)	Sept. 7, 2005 vs. San Francisco
Orlando Hudson	Chris Smith (6)	Mitch Stetter (8)	July 12, 2009 At Milwaukee
Yasmani Grandal	Tyler Chatwood (2)	Boone Logan (7, Gs)	Sept. 22, 2016 vs. Colorado
Yasmani Grandal	Jhoulys Chacin (3)	Jose M. Torres (8)	April 3, 2017 vs. San Diego
Yasmani Grandal	Aaron Nola (4)	Adam Morgan (6)	July 24, 2018 At Philadelphia

Dodgers With Three Or Four Homers In A Game

4	Gil Hodges	Aug. 31, 1950	vs. Boston	3	Shawn Green	Aug. 15, 2001	Vs. Montreal
4	Shawn Green	May, 23, 2002	At Milwaukee	3	Hee-Seop Choi	June 12, 2005	Vs. Minnesota
3	Jack Fournier	July 13, 1926	At St. Louis	3	Andre Ethier	June 26, 2009	Vs. Seattle
3	Gene Hermanski	Aug. 5, 1948	Vs. Chicago (NI)	3	Juan Uribe	Sept. 9, 2013	Vs. Arizona
3	Duke Snider	May 30, 1950	Vs. Philadelphia	3	Adrián González	April 8, 2015	Vs. San Diego
3	Roy Campanella	Aug. 26, 1950	At Cincinnati	3	Corey Seager	June, 3, 2016	Vs. Atlanta
3	Tommy Brown	Sept. 18, 1950	Vs. Chicago (NI)	3	Yasmani Grandal	July 8, 2016	Vs. San Diego
3	Duke Snider	June 1, 1955	Vs. Milwaukee	3	Adrián González	Aug. 22, 2016	At Cincinnati
3	Don Demeter	April 21, 1959	Vs. San Francisco	3	Corey Seager	June 20, 2017	Vs. New York (NL)
3	Jim Wynn	May 11, 1974	At San Diego	3	Yasiel Puig	Sept. 15, 2018	At St. Louis
3	Davey Lopes	Aug. 20, 1974	At Chicago (NI)	3	Justin Turner	May 7, 2019	Vs. Atlanta
3	Cory Snyder	April 17, 1994	At Pittsburgh	3	AJ Pollock	Sept. 6, 2019	Vs. San Francisco
3	Mike Piazza	June 29, 1996	At Colorado	3	Mookie Betts	August 13, 2020	vs. SD
3	Kevin Elster	April 11, 2000	At San Francisco	3	Trayce Thompson	April 1, 2023	vs. ARI

Recent Los Angeles Regular Season Grand Slams

Date	Player	Opp.	Pitcher	Inning	Date	Player	Opp.	Pitcher	Inning
4/16/10	Andre Ethier	vs. SF	Todd Wellemeyer	2	4/16/18	Yasmani Grandal	at SD	Kasuhisa Makita	9
5/6/10	Andre Ethier	vs. MIL	Lobby Hawkins	9	6/22/18	Cody Bellinger	at NYM	Zack Wheeler	6
8/27/10	Casey Blake	at COL	Matt Belisle	8	6/23/18	Matt Kemp	at NYM	Robert Gsellman	8
9/29/10	Matt Kemp	at COL	Jhoulys Chacin	3	8/2/18	Cody Bellinger	vs. MIL	Jhoulys Chacin	3
5/24/11	Jerry Sands	at HOU	J.A. Happ	3	4/2/19	Cody Bellinger	vs. SF	Madison Bumgarner	3
6/4/11	Matt Kemp	at CIN	Logan Ondrusek	8	5/12/19	Corey Seager	vs. WAS	Kyle Barraclough	8
6/12/11	James Loney	at COL	Ubaldo Jimenez	3	5/24/19	David Freese	at PIT	Michael Feliz	1
8/30/11	Andre Ethier	vs. SD	Anthony Bass	2	6/18/19	Kiké Hernandez	vs. SF	Trevor Gott	7
6/10/12	Andre Ethier	at SEA	Blake Beaven	2	8/1/19	Will Smith	vs. SD	Trey Wingenter	6
8/29/12	A.J. Ellis	at COL	Will Harris	8	9/22/19	Cody Bellinger	vs. COL	Jake McGee	5
6/6/13	Yasiel Puig	vs. ATL	Cory Gearrin	8	9/24/19	Max Muncy	at SD	Gerardo Reyes	4
5/1/15	Joc Pederson	vs. ARI	Rubby De La Rosa	2	5/2/21	AJ Pollock	at MIL	Alec Bettinger	1
6/2/15	Alex Guerrero	at COL	Rafael Betancourt	9	5/2/21	Matt Beaty	at MIL	Alec Bettinger	2
9/11/15	Justin Ruggiano	at ARI	Allen Webster	9	5/18/21	Gavin Lux	vs. ARI	Kevin Ginkel	7
8/29/12	A.J. Ellis	at COL	Will Harris	8	5/23/21	Gavin Lux	at SFG	Anthony DeSclafani	3
6/6/13	Yasiel Puig	vs. ATL	Cory Gearrin	8	6/2/21	Cody Bellinger	vs. STL	Jake Woodford	1
5/1/15	Joc Pederson	vs. ARI	Rubby De La Rosa	2	6/27/21	Zach McKinstry	vs. CHC	Adbert Alzolay	2
6/2/15	Alex Guerrero	at COL	Rafael Betancourt	9	7/1/21	Max Muncy	at WAS	Patrick Corbin	5
9/11/15	Justin Ruggiano	at ARI	Allen Webster	9	7/10/21	Justin Turner	vs. ARI	Caleb Smith	2
9/24/15	Chris Heisey	vs. ARI	Andrew Chafin	5	7/10/21	Mookie Betts	vs. ARI	Alex Young	7
5/28/16	Chase Utley	at NYM	Hansel Robles	7	10/1/21	Trea Turner	vs. MIL	Eric Lauer	5
7/15/16	Chris Taylor	at ARI	Silvino Bracho	6	7/22/22	Cody Bellinger	vs SF	Sam Long	8
7/24/16	Adrián González	at STL	Mike Mayers	1	9/11/22	Justin Turner	at SD	Craig Stammen	7
8/16/16	Chase Utley	at PHI	Michael Mariot	7	4/1/23	Trayce Thompson	vs. ARI	Madison Bumgarner	1
8/31/16	Andrew Toles	at COL	Adam Ottavino	9	4/10/23	Max Muncy	at SFG	Sean Hjelle	7
9/22/16	Yasmani Grandal	vs. COL	Boone Logan	7	4/20/23	James Outman	at CHC	Michael Fulmer	9
9/24/16	Josh Reddick	vs. COL	Christian Bergman	7	5/3/23	Max Muncy	vs. PHI	Craig Kimbrel	9
4/3/17	Joc Pederson	vs. SD	Jhoulys Chacin	3	5/17/23	James Outman	vs. MIN	Emilio Pagan	7
5/6/17	Cody Bellinger	at SD	Miguel Diaz	9	5/18/23	Freddie Freeman	at STL	Genesis Cabrera	6
5/8/17	Chris Taylor	vs. PIT	Trevor Williams	1	6/6/23	Freddie Freeman	at CIN	Alex Young	4
6/3/17	Chris Taylor	at MIL	Carlos Torres	9	6/15/23	Chris Taylor	vs. CWS	Reynaldo Lopez	6
6/11/17	Corey Seager	vs. CIN	Raisel Iglesias	8	7/17/23	Chris Taylor	at BAL	Bryan Baker	6
6/30/17	Austin Barnes	at SD	Clayton Richard	1	7/23/23	Max Muncy	at Tex	Martin Perez	1
7/1/17	Chris Taylor	at SD	Craig Stammen	7	8/7/23	Mookie Betts	at SD	Seth Lugo	4
8/21/17	Curtis Granderson	at PIT	Gerrit Cole	7					

H I S T O R Y A N D R E C O R D S

Dodgers With 30 Or More Home Runs In A Season

HR	Player	Year	36	Mike Piazza	1996	32	Jimmy Wynn	1974
49	Shawn Green	2001	36	Gary Sheffield	2001	32	Reggie Smith	1977
48	Adrian Beltre	2004	36	Joc Pederson	2019	32	Pedro Guerrero	1982
47	Cody Bellinger	2019	35	Babe Herman	1930	32	Pedro Guerrero	1983
43	Gary Sheffield	2000	35	Mike Piazza	1993	32	Eric Karros	1995
43	Duke Snider	1956	35	Mookie Betts	2022	32	Mike Piazza	1995
42	Duke Snider	1953	35	Max Muncy	2018	31	Andre Ethier	2009
42	Duke Snider	1955	35	Max Muncy	2019	31	Roy Campanella	1950
42	Gil Hodges	1954	34	Dolph Camilli	1941	31	Eric Karros	1997
42	Shawn Green	2002	34	Gary Sheffield	1999	31	Duke Snider	1950
41	Roy Campanella	1953	34	Eric Karros	1996	31	Gil Hodges	1953
40	Gil Hodges	1951	34	Eric Karros	1999	31	Frank Howard	1962
40	Duke Snider	1954	33	Roy Campanella	1951	31	Todd Zeile	1997
40	Duke Snider	1957	33	Steve Garvey	1977	31	Eric Karros	2000
40	Mike Piazza	1997	33	Raul Mondesi	1999	30	Dusty Baker	1977
39	Cody Bellinger	2017	33	Pedro Guerrero	1985	30	Ron Cey	1977
39	Matt Kemp	2011	32	Gil Hodges	1950	30	Raul Mondesi	1997
39	Mookie Betts	2023	32	Gil Hodges	1952	30	Raul Mondesi	1998
36	Max Muncy	2023	32	Roy Campanella	1955			
36	Max Muncy	2021	32	Gil Hodges	1956			

Brooklyn/Los Angeles 100-RBI Club

2023	Mookie Betts	107	1993	Mike Piazza	112	1950	Gil Hodges	113
	Max Muncy	105	1983	Pedro Guerrero	103		Duke Snider	107
	J.D. Martinez	103	1982	Pedro Guerrero	100		Carl Furillo	106
	Freddie Freeman	102	1980	Steve Garvey	106	1949	Jackie Robinson	124
2022	Trea Turner	100	1979	Steve Garvey	110		Gil Hodges	115
	Freddie Freeman	100	1978	Steve Garvey	113		Carl Furillo	106
2019	Cody Bellinger	115	1977	Steve Garvey	115	1946	Dixie Walker	116
2014	Adrián González	116		Ron Cey	110	1945	Dixie Walker	124
2013	Adrián González	100	1975	Ron Cey	101		Luis Olmo	110
2011	Matt Kemp	126	1974	Steve Garvey	111	1943	Babe Herman	100
2009	Andre Ethier	106		Jimmy Wynn	108	1942	Dolph Camilli	109
	Matt Kemp	101	1970	Wes Parker	111	1941	Dolph Camilli	120
2006	J.d. Drew	100	1962	Tommy Davis	153	1939	Dolph Camilli	104
2005	Jeff Kent	105		Frank Howard	119	1938	Dolph Camilli	100
2004	Adrian Beltre	121	1956	Duke Snider	101	1934	Sam Leslie	102
2002	Shawn Green	114	1955	Duke Snider	136	1932	Hack Wilson	123
2001	Shawn Green	125		Roy Campanella	107	1930	Billy Herman	130
	Gary Sheffield	100		Gil Hodges	102		Glenn Wright	126
2000	Gary Sheffield	109	1954	Gil Hodges	130		Del Bissonette	113
	Eric Karros	106		Duke Snider	130	1929	Babe Herman	113
1999	Eric Karros	112	1953	Roy Campanella	142	1928	Del Bissonette	106
	Gary Sheffield	101		Duke Snider	126	1925	Jack Fournier	130
1997	Mike Piazza	124		Gil Hodges	122		Zack Wheat	103
	Eric Karros	104	1952	Gil Hodges	102	1924	Jack Fournier	116
1996	Eric Karros	111	1951	Roy Campanella	108	1923	Jack Fournier	102
	Mike Piazza	105		Gil Hodges	103	1922	Zack Wheat	112
1995	Eric Karros	105		Duke Snider	101			

Dodger Batters With .300 AVG, 30 HR, 100 RBI

Player	Year	BA	HR	RBI
Cody Bellinger	2019	.305	47	115
Matt Kemp	2011	.324	39	126
Adrian Beltre	2004	.334	48	121
Gary Sheffield	2001	.311	36	100
Gary Sheffield	2000	.325	43	109
Gary Sheffield	1999	.301	34	101
Eric Karros	1999	.304	34	112
Mike Piazza	1997	.362	40	124
Mike Piazza	1996	.336	36	105
Mike Piazza	1993	.318	35	112
Pedro Guerrero	1982	.304	32	100
Duke Snider	1955	.309	42	136
Roy Campanella	1955	.318	32	107
Gil Hodges	1954	.304	42	130
Duke Snider	1954	.341	40	130
Gil Hodges	1953	.302	31	122
Roy Campanella	1953	.312	41	142
Duke Snider	1953	.336	42	126
Roy Campanella	1951	.325	33	108
Duke Snider	1950	.321	31	107
Babe Herman	1930	.393	35	130

Fastest Brooklyn/Los Angeles Dodgers To Reach Milestones

Fastest Batter To Reach 30 Home Runs			Fastest Los Angeles Batter To 100 RBI		
Player	Year	Date	Player	Year	Date
Cody Bellinger	2019	July 4	Tommy Davis	1962	July 20
Gary Sheffield	2000	July 14	Shawn Green	2001	Aug. 18
Duke Snider	1955	July 16	Cody Bellinger	2019	Aug. 20
Gil Hodges	1951	July 25	Shawn Green	2002	Aug. 24
Shawn Green	2001	July 28	Eric Karros	1999	Aug. 25

Brooklyn/Los Angeles All-Time Hitting Streaks

Name	Club	Games	Streak
Willie Davis	Los Angeles	31	Aug. 1-Sept. 3, 1939
Andre Ethier	Los Angeles	30	April 2-May 6, 2011
Zack Wheat	Brooklyn	29	Aug. 20-Sept. 16, 1916
Joe Medwick	Brooklyn	27	May 23-June 25, 1942
Duke Snider	Brooklyn	27	Aug. 19-Sept. 13, 1953
Trea Turner	Los Angeles	27	Sept. 12, 2021 - April 16, 2022
Trea Turner	Los Angeles	26	May 9 - June 3, 2022
Willie Keeler	Brooklyn	26	Aug. 8-Sept. 3, 1902
Zack Wheat	Brooklyn	26	July 11-Aug. 7, 1918
Harvey Hendrick	Brooklyn	26	April 20-May 30, 1929
Buzz Boyle	Brooklyn	25	May 1-June 5, 1934
Willie Davis	Los Angeles	25	May 5-June 2, 1971
Steve Sax	Los Angeles	25	Sept. 1-27, 1986
Paul Lo Duca	Los Angeles	25	May 17-June 18, 2003

Brooklyn/Los Angeles 200-Hit Club

Year	Player	Hits	Year	Player	Hits	Year	Player	Hits
1900	Willie Keeler	204	1929	Babe Herman	217	1975	Steve Garvey	210
1901	Willie Keeler	202		John Frederick	206	1976	Steve Garvey	200
1921	Jim Johnston	203	1930	Babe Herman	241	1978	Steve Garvey	202
1922	Zack Wheat	201		John Frederick	206	1979	Steve Garvey	204
1923	Jim Johnston	203	1932	Lefty O'doul	219	1980	Steve Garvey	200
1924	Zack Wheat	212	1949	Jackie Robinson	203	1986	Steve Sax	210
1925	Zack Wheat	221	1962	Tommy Davis	230	1997	Mike Piazza	201
1925	Milt Stock	202		Maury Wills	208	2004	Adrian Beltre	200
			1974	Steve Garvey	200	2023	Freddie Freeman	211

Los Angeles Single-Season Pinch-Hit Leaders

Year	Player	Pinch-Hits	Year	Player	Hits	Year	Player	Hits
			1978	Lee Lacy	13	2000	Dave Hansen	15
1958	Elmer Valo	9	1979	Manny Mota	15	2001	Dave Hansen	9
1959	Norm Larker	8	1980	Pedro Guerrero,	11	2002	Alex Cora	11
1960	Chuck Essegian	8		Jay Johnstone, Gary Thomasson		2003	Mike Kinkade	10
1961	Frank Howard	9	1981	Jay Johnstone	11	2004	Olmedo Saenz	15
1962	Lee Walls	13	1982	Ron Roenicke	13	2005	Ricky Ledee	11
1963	Lee Walls, Wally Moon	7	1983	Jose Morales	12	2006	Olmedo Saenz	15
1964	Wally Moon	7	1984	Candy Maldonado	9	2007	Olmedo Saenz	14
1965	Wally Moon	5	1985	Terry Whitfield	14	2008	Delwyn Young	14
1966	Tommy Davis, Al Ferrara	5	1986	Bill Russell	10	2009	Mark Loretta, Juan Pierre	14
1967	Wes Parker, Lou Johnson	5	1987	Ken Landreaux	10	2010	Garret Anderson	12
	John Roseboro, Jimmy Campanis		1988	Mickey Hatcher	12	2011	Tony Gwynn, Jr.	8
	Len Gabrielson, Al Ferrara		1989	Lenny Harris, Mickey Hatcher,		2012	Bobby Abreu	9
1968	Jim Fairley	8		Franklin Stubbs	6	2013	Jerry Hairston, Jr.	7
1969	Len Gabrielson	13	1990	Mickey Hatcher	14	2014	Justin Turner	12
1970	Len Gabrielson	8	1991	Chris Gwynn	13	2015	Alex Guerrero	13
1971	Willie Crawford	8	1992	Mitch Webster	17	2016	Andrew Toles	8
1972	Manny Mota	10	1993	Dave Hansen	18	2017	Kiké Hernández	10
1973	Steve Garvey	12	1994	Jeff Treadway	13	2018	Chase Utley	13
1974	Manny Mota	15	1995	Dave Hansen	11	2019	David Freese	12
1975	Manny Mota, Leron Lee	10	1996	Dave Hansen	13	2020	AJ Pollock	'3
1976	Ed Goodson	15	1997	Nelson Liriano	7	2021	Albert Pujols	14
1977	Manny Mota	14	1998	Roger Cedeno	8	2022	Hanser Alberto	4
1977	Manny Mota	14	1999	Dave Hansen	13	2023	David Peralta	8

Los Angeles Top RBI Months

41	Frank Howard	August 1962	27	Mookie Betts	May 2022	26	Pedro Guerrero	June 1985
37	Mike Marshall	Sept./Oct. 1985	27	Wes Parker	May 1972	26	Mike Piazza	April 1998
33	Tommy Davis	June 1962	27	Mike Piazza	Sept./Oct. 1993	26	Adrian Beltre	August 2003
32	James Loney	Sept. 2007	27	Mike Piazza	August 1997	26	Hanley Ramirez	August 2012
31	Kal Daniels	Sept./Oct. 1990	27	Mike Piazza	Sept./Oct. 1997	26	Corey Seager	September 2019
30	Mookie Betts	August 2023	27	Eric Karros	July 1997	25	J.D. Martinez	September 2023
30	Ron Fairly	July 1964	27	Raul Mondesi	May 1998	25	Tommy Davis	July 1962
30	Steve Garvey	June 1977	27	Eric Karros	June 1998	25	Steve Garvey	May 1974
30	Gary Sheffield	June 2000	27	Raul Mondesi	May 1999	25	Raul Mondesi	August 1995
30	Brian Jordan	Sept. 2002	27	Eric Karros	July 1999	25	Mike Piazza	August 1995
29	Ron Cey	April 1977	27	Gary Sheffield	August 2001	25	Mike Piazza	June 1997
29	Shawn Green	August 2002	27	Matt Kemp	August 2009	25	Eric Karros	June 1997
29	Cody Bellinger	April 2019	27	Cody Bellinger	May 2017	25	Shawn Green	August 2001
28	Darryl Strawberry	August 1991	27	Cody Bellinger	June 2017	25	Steve Finley	August 2004
28	Darryl Strawberry	Sept./Oct. 1991	26	Freddie Freeman	May 2023	25	Manny Ramirez	August 2008
28	Mike Piazza	June 1994	26	Willie Davis	August 1972	25	Matt Kemp	April 2012
28	Eric Karros	May 2000	26	Joe Ferguson	May 1973	25	Yaseli Puig	May 2014
28	Nomar Garcíaparra	May 2006	26	Dusty Baker	August 1979	25	Adrián González	Sept. 2014
28	Manny Ramirez	Sept. 2008	26	Dusty Baker	June 1980	25	Matt Kemp	Sept. 2014

Dodger Franchise Winning And Losing Streaks

Longest Overall Winning Streak

15	Aug. 25-Sept. 6 (1), 1924
13	July 21 (1)-31, 1947
	Aug. 7-20, 1953
	May 21-June 1 (2), 1962
	Sept. 16-30, 1965
12	Aug. 16 (2)-29, 1895
	May 28-June 9, 1899
	April 24-May 5, 1976
	July 31-August 13, 2022
11	Nine times (four in L.A.)
	May 17-29, 1993
	July 28-Aug. 8, 2006
	July 4-19, 2017
	August 6-17, 2023
10	12 Times (Four in L.A.)
	April 20-30, 1980
	May 14-25, 2003
	Aug. 7-17, 2013
	June 16-25, 2017

Longest Home Winning Streaks

22	May 5 - July 8, 1899
20	August 30 - April 18, 2022
15	June 12 - July 14, 1890
14	April 21 - May 12, 1921
13	May 4 - June 5, 1993
13	April 13 - May 7, 2009*
12	Aug. 5 - Sept. 15, 1930
11	Six Times (Once in L.A.)
	July 4 -24, 2022

Longest Road Winning Streaks

15	July 7-Aug. 5, 2013
12	Aug. 25 - Sept. 6 (1), 1924
11	July 22 - 31, 1947
	April 14 - May 10, 1955
10	July 6 - 31, 1951
	May 29 - June 7, 1954
9	June 10 - July 6, 1940
	Aug. 17 (1) - 26, 1950
	June 23 - July 14, 1963
	June 22 - July 8, 1970
	June 26 - July 17, 2001
	July 3-26, 2004

Longest Overall Losing Streaks

16	June 28 (1) - July 16, 1944
14	Sept. 16 (2) - 30 (2), 1937
12	April 20 - May 8, 1907
12	Sept. 13 (2) - 25, 1925
11	Aug. 7 - 21, 1906
11	Sept. 2-12, 2017
10	Nine Times (Twice in L.A.)
	Aug. 14-24, 1961
	June 10-21, 1992

Longest Home Losing Streaks

15	August 30 - Oct. 3, 2021
10	July 3 - 12, 1913
	Aug. 17 - 30, 1923
	May 21 - June 17 (2), 1938
9	June 13 - July 26, 1906
	Aug. 2 - Aug. 10, 1926
	Aug. 13 - Sept. 5, 1987
	Aug. 26-Sept. 10, 2017

Longest Road Losing Streaks

17	June 18 (2) - July 16 (1), 1944
16	June 8 - July 27 (2), 1909
14	Sept. 16 (2) - Sept. 30 (2), 1937
12	Sept. 1 (1) - 29, 1908
11	Sept. 14 - 25, 1925
	June 2 - 21, 1992
10	June 4 (2) - 14, 1919
	May 15 - 27 (1), 1926
	Aug. 9-29, 2008

*Modern-Day MLB Record For Home Wins To Start Season

Los Angeles Dodger Firsts

First Batter	Jim Davenport	April 15, 1958 At San Francisco (Single)
First Dodger Batter	Gino Cimoli	April 15, 1958 (Strikeout)
Walk	Duke Snider	April 15, 1958 At San Francisco
Hit	Charlie Neal	April 15, 1958 At San Francisco
Run	Charlie Neal	April 16, 1958 At San Francisco
Ground Double Play	Rube Walker	April 15, 1958 At San Francisco
Double	Pee Wee Reese	April 16, 1958 At San Francisco
Triple	Pee Wee Reese	April 17, 1958 At San Francisco
Home Run	Dick Gray	April 16, 1958 At San Francisco
Grand Slam	Willie Mays	May 12, 1958 Vs. San Francisco
First Dodger Grand Slam	Gil Hodges	Aug. 23, 1958 Vs. Milwaukee
RBI	Dick Gray	April 16, 1958 At San Francisco
Sacrifice Fly	Charlie Neal	April 16, 1958 At San Francisco
Sacrifice Hit	Johnny Podres	April 22, 1958 Vs. Chicago
Stolen Base	Charlie Neal	April 18, 1958 Vs. San Francisco
Caught Stealing	Gil Hodges	April 16, 1958 At San Francisco
Start	Don Drysdale	April 15, 1958 At San Francisco
Complete Game	Johnny Podres	April 16, 1958 At San Francisco
Shutout - One Pitcher	Carl Erskine	May 18, 1958 (Game 2)
Wild Pitch	Carl Erskine	April 18, 1958 Vs. San Francisco
Win	Johnny Podres	April 16, 1958 At San Francisco
Loss	Don Drysdale	April 15, 1958 At San Francisco
Save	Clem Labine	April 18, 1958 Vs. San Francisco

Longest Scoreless Inning Streaks In Los Angeles History

Pitcher	Scoreless Innings	Dates
Orel Hershiser	59	8-30 To 9-28-1988
Don Drysdale	58	5-14 To 6-08-1968
Zack Greinke	45.2	6-18 To 7-26-2015
Clayton Kershaw	41	6-13 To 7-10-2014
Clayton Kershaw	37	7-03 To 8-03-2015
Fernando Valenzuela	35	4-14 To 5-03-1981
Don Sutton	35	9-10 To 10-03-1972
Orel Hershiser	33	6-29 To 7-24-1984
Sandy Koufax	33	7-03 To 7-16-1963
Hyun-Jin Ryu	32	5-1 To 5-25-2019
Fernando Valenzuela	31	9-19-80 To 4-14-1981
Bob Miller	31	5-23 To 6-26-1964
Don Sutton	29	4-25 To 5-12-1972
Tyler Anderson	28	5-17 To 6-9-2022
Alex Wood	27	5-2 To 6-10-2017
Don Sutton	27	4-23 To 5-06-1969
Sandy Koufax	26	6-13 To 6-21-1963
Don Drysdale	26	9-01 To 9-16-1960
Brusdar Graterol	25	7-25 - 10-1, 2023 (active)
Wilson Alvarez	25	9-07 To 9-23-2003
Chan Ho Park	25	9-19 To 9-29-2000
Rick Honeycutt	25	6-05 To 6-20-1986
Fernando Valenzuela	25	4-09 To 4-23-1985
Andy Messersmith	25	5-31 To 6-13-1975
Don Drysdale	25	5-14 To 5-27-1967
Don Drysdale	25	9-19 To 10-02-1966

Brooklyn/Los Angeles 20-Game Winners (Since 1900)

Wins	Pitcher	Year	Wins	Pitcher	Year	Wins	Pitcher	Year
29	Joseph McGinnity	1900	22	Nap Rucker	1911	21	Clayton Kershaw	2011
28	Dazzy Vance	1924	22	Burleigh Grimes	1921	21	Clayton Kershaw	2014
27	Don Newcombe	1956	22	Burleigh Grimes	1924	20	Julio Urias	2021
27	Sandy Koufax	1966	22	Dazzy Vance	1925	20	William Clark	1932
26	Sandy Koufax	1965	22	Dazzy Vance	1928	20	Luke Hamlin	1939
25	William Donovan	1901	22	Kirby Higbe	1941	20	Don Newcombe	1951
25	Jeff Pfeffer	1916	22	Whit Wyatt	1941	20	Carl Erskine	1953
25	Don Drysdale	1962	22	Preacher Roe	1951	20	Don Newcombe	1955
25	Sandy Koufax	1963	21	Henry Schmidt	1903	20	Claude Osteen	1969
23	Jeff Pfeffer	1914	21	Dutch Reuther	1922	20	Bill Singer	1969
23	Burleigh Grimes	1920	21	Burleigh Grimes	1923	20	Al Downing	1971
23	Don Drysdale	1965	21	Ralph Branca	1947	20	Claude Osteen	1972
23	Orel Hershiser	1988	21	Don Sutton	1976	20	Andy Messersmith	1974
22	Brickyard Kennedy	1900	21	Fernando Valenzuela	1986	20	Tommy John	1977
						20	Ramon Martinez	1990

Opponent No-Hitters Vs. Dodgers

Pitcher	Team	Date And Location
Amos Rusie	New York Giants	July 31, 1891 At New York
John Stivetts	Boston Beaneaters	Aug. 6, 1892 At Boston
Walter Thornton	Chicago Cubs	Aug. 21, 1898 (2G) At Chicago
John Lush	Philadelphia Phillies	July 20, 1906 At Brooklyn
Nicholas Maddox	Pittsburgh Pirates	Sept. 20, 1907 At Pittsburgh
Leon Ames*	New York Giants	April 15, 1909 At New York
Rube Marquard	New York Giants	April 15, 1915 At New York
Paul Dean	St. Louis Cardinals	Sept. 21, 1934 (2G) At Brooklyn
Johnny Vander Meer	Cincinnati Reds	June 15, 1938 At Brooklyn
James Tobin	Boston Braves	April 27, 1944 At Boston
Vernon Bickford	Boston Braves	Aug. 11, 1950 At Boston
Don Larsen+\$	New York Yankees	Oct. 8, 1956 At New York
John Candelaria	Pittsburgh Pirates	Aug. 9, 1976 At Pittsburgh
Nolan Ryan	Houston Astros	Sept. 26, 1981 At Houston
Tom Browning+	Cincinnati Reds	Sept. 16, 1988 At Cincinnati
Mark Gardner*	Montreal Expos	July 26, 1991 At Los Angeles
Dennis Martinez+	Montreal Expos	July 28, 1991 At Los Angeles
Kent Mercker	Atlanta Braves	April 8, 1994 At Los Angeles
Jered Weaver/Jose Arredondo*	LA Angels	June 28, 2008 At Los Angeles
Kevin Milwood/Charlie Furbush/Stephen Pryor	Seattle Mariners	June 8, 2012 At Seattle
Lucas Luetge/Brandon League/Tom Wilhelmson		
Mike Fiers	Houston Astros	Aug. 21, 2015 At Houston
Jake Arrieta	Chicago Cubs	Aug. 30, 2015 Vs. Chicago
Zach Davies/R. Tepera/A. Chafin/C. Kimbrel	Chicago Cubs	June 24, 2021 vs. Chicago

+ Perfect Game \$ 1956 World Series - Game 5; *Pitched A No-Hitter For 9 1/3 Innings But Lost Game In The 13th Inning, 3-0.

Pitched Hitless Ball For Nine Innings; Gave Up Hit In 10th And Lost Game, 1-0; *The Dodgers Won 1-0 And Were No-Hit For Eight Innings.

Brooklyn No-Hitters

Date	Pitcher	Opponent	Score	Catcher
June 22, 1891	Thomas Lovett	New York	4-0	—
July 20, 1906	Malcolm Eason	At St. Louis	2-0	Bill Bergen
Sept. 5, 1908 (2Nd Game)	Nap Rucker	Boston	6-0	Bill Bergen
Sept. 13, 1925 (1St Game)	Dazzy Vance	Philadelphia	10-1	Hank Deberry
April 30, 1940	James (Tex) Carleton	At Cincinnati	3-0	Herman Franks
April 23, 1946	Ed Head	Boston	5-0	Farrell Anderson
Sept. 9, 1948	Rex Barney	At New York	2-0	Bruce Edwards
June 19, 1952	Carl Erskine	Chicago	5-0	Roy Campanella
May 12, 1956	Carl Erskine	New York	3-0	Roy Campanella
Sept. 25, 1956	Sal Maglie	Philadelphia	5-0	Roy Campanella

Los Angeles No-Hitters

Date	Pitcher	Opponent	Score	Catcher
June 30, 1962	Sandy Koufax	New York	5-0	John Roseboro
May 11, 1963	Sandy Koufax	San Francisco	8-0	John Roseboro
June 4, 1964	Sandy Koufax	At Philadelphia	3-0	Doug Camilli
Sept. 9, 1965	Sandy Koufax	Chicago	1-0*	Jeff Torborg
July 20, 1970	Bill Singer	Philadelphia	5-0	Jeff Torborg
June 27, 1980	Jerry Reuss	At San Francisco	8-0	Steve Yeager
June 29, 1990	Fernando Valenzuela	St. Louis	6-0	Mike Scioscia
Aug. 17, 1992	Kevin Gross	San Francisco	2-0	Mike Scioscia
July 14, 1995	Ramon Martinez	Florida	7-0	Mike Piazza
Sept. 17, 1996	Hideo Nomo	At Colorado	9-0	Mike Piazza
May 25, 2014	Josh Beckett	At Philadelphia	6-0	Drew Butera
June 18, 2014	Clayton Kershaw	Colorado	8-0	A.J. Ellis
May 4, 2018	Walker Buehler /Tony Cingrani Yimi Garcia/Adam Liberatore	At San Diego (Mexico)	4-0	Yasmani Grandal

*Perfect Game

Los Angeles One-Hitters

Date	Pitcher	Club	Score	Hit By	Date	Pitcher	Club	Score	Hit By
5/23/60	Sandy Koufax	At PIT	1-0	Daniels, 1B In 2nd	4/26/85	Orel Hershiser	SD	2-0	Gwynn, 1B In 4th
5/25/65	Don Drysdale	STL	2-0	Flood, 1B In 1st	7/23/85	Orel Hershiser	PIT	6-0	Thompson, 1B In 2nd
6/17/65	Claude Osteen	SF	3-0	Hiatt, 1B In 2nd	10/1/87	Bob Welch	SF	7-0	Aldrete, 1B In 6th
6/20/65	Sandy Koufax	NYM	2-1	Hickman, HR In 5th	5/25/88	Tim Leary	At PHI	4-0	Daulton, 1B In 3rd
8/4/68	Mike Kekich	NYM	2-0	Swoboda, 1B In 7th	7/21/90	Tim Belcher	At PIT	6-0	Bell, 1B In 4th
5/1/69	Don Sutton	At SF	5-0	Davenport, 2B In 8th	7/21/90	Tim Belcher	At PIT	6-0	Bell, 1B In 4th
6/19/71	Don Sutton	HOU	4-0	Wynn, 2B In 6th	8/5/95	Hideo Nomo	At SF	3-0	Clayton, 1B In 7th
5/9/74	Don Sutton	At SD	6-0	Grubb, 1B In 2nd	6/27/98	Ismael Valdes	PIT	2-0	K. Young, 1B In 8th
4/15/75	Don Sutton	CIN	3-1	Bench, HR In 7th	7/19/00	Kevin Brown	COL	9-1	L. Walker, HR In 1st
8/18/77	Don Sutton	SF	7-0	Hill, 1B In 8th	4/26/02	Odalis Perez	At CHC	10-0	Patterson, 1B In 7th
5/11/79	Doug Rau	MON	7-0	Speier, 1B In 8th	6/25/02	Odalis Perez	COL	4-0	Estalella, 1B In 6th
5/29/80	Bob Welch	ATL	3-0	Blanks, 1B In 4th	7/7/04	Kazuhisa Ishii	ARI	11-0	Hillenbrand, 1B In 5th
4/21/82	Jerry Reuss	HOU	6-0	A. Howe, 2B In 1st	8/31/05	Derek Lowe	At CHC	7-0	Hairston, 1B In 1st
4/29/82	Burt Hooton	PHI	4-0	Dejesus, 1B In 4th	7/7/08	Hiroki Kuroda	ATL	3-0	Teixeira, 2B In 8th
6/11/82	Jerry Reuss	CIN	11-1	Milner, 2B In 1st	9/29/15	Clayton Kershaw	At SF	8-0	Frandsen, 1B In 3rd
6/1/83	Bob Welch	PHI	1-0	Hayes, 1B In 4th	8/23/17	Rich Hill	At PIT	0-1	Harrison, HR In 10th
4/27/84	Rick Honeycutt	At SD	1-0	Salazar, 1B In 4th					

Recent Two-Hitters By Dodger Pitchers

Date	Pitcher	Club	Score	Hit By	Date	Pitcher	Club	Score	Hit By
9/23/00	Brown	Vs. SD	2-1	D. Jackson, Klesko	5/29/11	Kershaw	Vs. FLA	8-0	Morrison, Infante
9/29/00	Park	At SD	3-0	Nevin, Larocca	6/20/11	Kershaw	Vs. DET	4-0	Wells, Raburn
7/18/01	Park	Vs. MIL	5-0	Loretta, Sexson	5/28/13	Ryu	Vs. LAA	3-0	Kendrick, Iannetta
5/24/03	Nomo	At MIL	6-0	Vander Wal, Helms	7/13/13	Greinke	Vs. COL	1-0	Helton, Herrera
8/4/10	Padilla	Vs. SD	9-0	Ludwick, Headley	9/16/13	Ryu	At ARI	1-2	Goldschmidt, Hill
8/19/10	Lilly	Vs. COL	2-0	Fowler, Tulowitzki	5/23/16	Kershaw	Vs. CIN	1-0	Cozart, Barnhart

Longest Games In Dodger History (18 Or More Innings)

Innings	Date	Location	Result
26*	May 1, 1920	Boston	Brooklyn 1, Boston 1
23	June 27, 1939	Boston	Brooklyn 2, Boston 2
22	Aug. 22, 1917	Brooklyn	Brooklyn 6, Pittsburgh 5
22	June 3, 1989	Houston	Houston 5, Los Angeles 4
22	Aug. 23, 1989	Montreal	Los Angeles 1, Montreal 0
21	Aug. 17, 1982	Chicago	Los Angeles 2, Chicago 1
20	April 30, 1919	Philadelphia	Brooklyn 9, Philadelphia 9
20	July 5, 1940	Boston	Brooklyn 6, Boston 2
20	July 7, 1993	Philadelphia	Philadelphia 7, Los Angeles 6
19	June 17, 1915	Chicago	Chicago 4, Brooklyn 2
19	May 3, 1920	Boston	Boston 2, Brooklyn 1
19	May 17, 1939	Chicago	Brooklyn 9, Chicago 9
19**	Sept. 11, 1946	Brooklyn	Cincinnati 0, Brooklyn 0
19	Aug. 8, 1972	Cincinnati	Cincinnati 2, Los Angeles 1
19	May 24, 1973	Los Angeles	New York 7, Los Angeles 3
18	Aug. 17, 1902	Brooklyn	Brooklyn 7, St. Louis 7
18	June 1, 1919	Brooklyn	Philadelphia 10, Brooklyn 9
18	Sept. 8, 1984	Los Angeles	Atlanta 3, Los Angeles 2
18	Aug. 3, 1996	Los Angeles	Atlanta 5, Los Angeles 3

*Longest Game And Longest Tied Game In Major League History **Longest Scoreless Game In Major League History

Longest Game Times In Dodger History

Time	Innings	Date	Location	Result
7:14*	22	June 3, 1989	Houston	Houston 5, Los Angeles 4
6:14	22	Aug. 23, 1989	Montreal	Los Angeles 1, Montreal 0
6:10	21	Aug. 17-18, 1982	Chicago	Los Angeles 2, Chicago 1
6:10	20	July 7, 1993	Philadelphia	Philadelphia 7, Los Angeles 6
6:05	13	March 29, 2019	Los Angeles	Arizona 5, Los Angeles 4
5:55	16	July 24, 2018	Philadelphia	Philadelphia 7, Los Angeles 4
5:49	16	August 25, 2021	San Diego	Los Angeles 5, San Diego 3
5:47	17	May 22, 2016	San Diego	Los Angeles 9, San Diego 5
5:46	15	April 2, 2018	Arizona	Arizona 8, Los Angeles 7
5:45	16	Sept. 28, 1986	San Francisco	San Francisco 6, Los Angeles 5
5:42	19	May 24, 1973	Los Angeles	New York 7, Los Angeles 3
5:40	12	July 14, 2019	Boston	Los Angeles 7, Boston 4
5:35	17	April 12, 1980	Houston	Los Angeles 6, Houston 5
5:34	14	Sept. 3, 2014	Los Angeles	Washington 8, Los Angeles 5
5:29	14	Aug. 31, 2015	Los Angeles	Los Angeles 5, San Francisco 4
5:26	14	July 6, 2016	Los Angeles	Baltimore 6, Los Angeles 4
5:20	16	Sept. 13, 1982	Los Angeles	Los Angeles 4, San Diego 3
5:19	20	July 5, 1940	Boston	Brooklyn 6, Boston 2
5:19	16	May 7, 2002	Atlanta	Los Angeles 6, Atlanta 5
5:16	16	Sept. 6, 1987	Los Angeles	Los Angeles 3, New York 2
5:16	15	May 2, 1995	San Francisco	San Francisco 4, Los Angeles 3
5:16	14	April 7, 2018	San Francisco	San Francisco 7, Los Angeles 5
5:15	23	June 23, 1939	Boston	Brooklyn 2, Boston 2
5:14	16	April 13, 1999	Arizona	Arizona 7, Los Angeles 6
5:14	14	July 10, 2013	Arizona	Los Angeles 7, Arizona 5
5:11	12	May 1, 2014 (2)	Minnesota	Los Angeles 4, Minnesota 3
5:10	16	July 22, 2016	St. Louis	St. Louis 4, Los Angeles 3
5:07	13	Aug. 20, 2011	Colorado	Colorado 7, Los Angeles 6
5:06	15	Aug. 25, 2006	Arizona	Arizona 9, Los Angeles 7
5:06	14	Aug. 18, 2007	Los Angeles	Colorado 7, Los Angeles 4

*Longest Night Game In National League History †Longest Extra-Inning 1-0 Game In Major League History

H I S T O R Y A N D R E C O R D S

Best And Worst Starts In Franchise History (Not including 2020)

G	Year	W	L	T	Pct	G	Year	W	L	T	Pct	G	Year	W	L	T	Pct
10	1955	10	0	0	1.000	65	1955	49	16	0	.754	122	2017	87	35	0	.713
11	1940	10	1	0	.909	66	1955	49	17	0	.742	123	2017	88	35	0	.715
11	1955	10	1	0	.909	67	1955	50	17	0	.746	124	2017	89	35	0	.718
12	1940	11	1	0	.917	68	1955	50	18	0	.735	125	2017	89	36	0	.712
12	1955	11	1	0	.917	69	1955	51	18	0	.739	126	2017	90	36	0	.714
13	2021	11	2	0	.846	70	1955	51	19	0	.729	127	2017	91	36	0	.717
14	2021	12	2	0	.857	71	1955	52	19	0	.732	128	2017	91	37	0	.711
15	2021	13	2	0	.867	72	1955	52	20	0	.722	129	2017	91	38	0	.705
16	1955	14	2	0	.875	73	1942	52	21	0	.712	130	2017	91	39	0	.700
17	1955	15	2	0	.882	73	1955	52	21	0	.712	131	2017	91	40	0	.695
18	1955	16	2	0	.889	74	1942	53	21	0	.716	132	1942	91	40	1	.695
19	1955	17	2	0	.895	75	1942	53	22	0	.707	132	1953	91	40	1	.695
20	1955	18	2	0	.900	75	1955	53	22	0	.707	133	2017	92	41	0	.692
21	1955	19	2	0	.905	76	1942	54	22	0	.711		2022	92	41	0	.692
22	1955	20	2	0	.909	76	1955	54	22	0	.711	134	1899	91	40	3	.695
23	1955	21	2	0	.913	77	1942	55	22	0	.714	135	1899	92	40	3	.697
24	1955	22	2	0	.917	77	1955	55	22	0	.714	136	1899	92	41	3	.692
25	1955	22	3	0	.880	78	1942	56	22	0	.718	137	1953	94	42	1	.691
26	1955	22	4	0	.846	79	1952	56	22	1	.718	138	1953	95	42	1	.693
26	1977	22	4	0	.846	80	1952	57	22	1	.722	139	1953	96	42	1	.696
27	1955	23	4	0	.852	81	1952	58	22	1	.725	140	1953	97	42	1	.698
28	1955	24	4	0	.857	82	1952	59	22	1	.728	141	2022	98	43	0	.695
29	1955	25	4	0	.862	83	1952	60	22	1	.732	142	2022	98	44	0	.690
30	1955	25	5	0	.833	84	1952	60	23	1	.723	143	2022	99	44	0	.692
31	1955	25	6	0	.806	85	1952	60	24	1	.714	144	2022	100	44	0	.694
32	1955	25	7	0	.781	86	1952	61	24	1	.718	145	2022	101	44	0	.697
32	1977	25	7	0	.781	87	1952	61	25	1	.709	146	2022	102	44	0	.699
33	1977	26	7	0	.788	88	1952	61	26	1	.701	147	2022	103	44	0	.701
34	1955	26	8	0	.765	89	1942	62	27	0	.697	148	2022	103	45	0	.696
34	1977	26	8	0	.765	89	1955	62	27	0	.697	149	2022	103	46	0	.691
35	1955	27	8	0	.771	90	1942	63	27	0	.700	150	2022	104	46	0	.693
35	1977	27	8	0	.771	91	1942	64	27	0	.703	151	2022	104	47	0	.689
36	1977	28	8	0	.778	92	1942	65	27	0	.707	152	2022	105	47	0	.691
37	1955	28	9	0	.757	93	1942	65	28	0	.699	153	2022	106	47	0	.693
37	1977	28	9	0	.757	94	1942	66	28	0	.702	154	2022	106	48	0	.688
38	1977	29	9	0	.763	95	1942	67	28	0	.705	155	2022	107	48	0	.690
39	1977	30	9	0	.769	96	1942	68	28	0	.708	156	2022	108	48	0	.692
40	1955	30	10	0	.750	97	1942	68	29	0	.701	157	2022	109	48	0	.694
40	1977	30	10	0	.750	98	1942	69	29	0	.704	158	2022	110	48	0	.696
41	1955	31	10	0	.756	99	1942	70	29	0	.707	159	2022	110	49	0	.692
41	1977	31	10	0	.756	100	1942	71	29	0	.710	160	2022	110	50	0	.688
42	1955	32	10	0	.762	101	1942	72	29	0	.713	161	2022	110	51	0	.683
43	1955	32	11	0	.744	102	1942	72	30	0	.706	162	2022	111	51	0	.685
43	1977	32	11	0	.744	103	1942	73	30	0	.709						
44	1955	33	11	0	.750	104	1942	73	30	1	.709						
44	1977	33	11	0	.750	105	1942	74	30	1	.712						
45	1955	34	11	0	.756	106	2017	75	31	0	.708						
46	1955	35	11	0	.761	107	2017	75	32	0	.701						
47	1955	36	11	0	.766	108	2017	76	32	0	.704						
48	1899	36	11	1	.766	109	2017	77	32	0	.706						
49	1955	37	12	0	.755	110	2017	78	32	0	.709						
50	1955	38	12	0	.760	111	2017	79	32	0	.712						
51	1955	39	12	0	.765	112	2017	79	33	0	.705						
52	1955	40	12	0	.769		2022	79	33	0	.705						
53	1955	41	12	0	.774	113	2017	80	33	0	.708						
54	1955	42	12	0	.778	114	2017	81	33	0	.711						
55	1899	41	12	2	.774	115	2017	81	34	0	.704						
56	1899	42	12	2	.778	116	2017	82	34	0	.707						
57	1899	43	12	2	.782	117	2017	83	34	0	.709						
58	1899	43	13	2	.768	118	2017	84	34	0	.712						
59	1899	43	14	2	.754	119	2017	85	34	0	.714						
60	1899	44	14	2	.759	120	2017	86	34	0	.717						
61	1899	44	15	2	.746	121	2017	87	34	0	.719						
62	1955	46	16	0	.742												
63	1955	47	16	0	.746												
64	1955	48	16	0	.750												

LA History

Best Start After...

10 Games	9-1 (1981)
20 Games	17-3 (1977)
30 Games	24-6 (1977)
50 Games	36-14 (1974)
81 Games	55-26 (1974, 2019)
100 Games	69-31 (2017)

Worst Start After...

10 Games	2-8 (1976)
20 Games	7-13 (3 Times)
30 Games	10-20 (1958)
50 Games	21-29 (1958, 67)
81 Games	34-47 (1967, 79)
100 Games	41-59 (1992)

H I S T O R Y A N D R E C O R D S

Los Angeles Openers

Date	Opp, Loc	Starter	Result	Att	Date	Opp, Loc	Starter	Result	Att
4/15/68	At SF	Drysdale	LA Lost, 8-0	23,448	4/13/89	HOU At LA	Belcher	LA Lost, 4-2	47,136
4/18/68	SF At LA	Erskine	LA Won, 6-5	78,672	4/9/90	SD At LA	Hershiser	LA Won, 4-2	48,686
4/11/69	At Chi	Drysdale	LA Lost, 6-1	12,288	4/10/91	At ATL	Belcher	LA Won, 6-4	18,627
4/14/69	STL At LA	Podres	LA Lost, 6-2	61,552	4/12/91	SD At LA	Ojeda	LA Lost, 4-2	49,976
4/12/60	Chi At LA	Drysdale	LA Won, 3-2 (11)	67,550	4/6/92	SF At LA	Martinez	LA Lost, 8-1	49,018
4/11/61	PHI At LA	Drysdale	LA Won, 6-2	50,927	4/5/93	At FLA	Hershiser	LA Lost, 6-3	42,334
4/10/62	CIN At LA	Podres	LA Lost, 6-3	52,564	4/13/93	STL At LA	Ke, Gross	LA Lost, 9-7	53,529
4/9/63	At CHC	Drysdale	LA Won, 5-1	18,589	4/5/94	FLA At LA	Hershiser	LA Won, 4-3	53,757
4/18/63	CHC At LA	Podres	LA Lost, 2-1	33,758	4/25/95	At FLA	R. Martinez	LA Won, 8-7	42,125
4/14/64	STL At LA	Koufax	LA Won, 4-0	50,451	4/28/95	ATL At LA	Astacio	LA Won, 9-1	51,181
4/12/65	At NYY	Drysdale	LA Won, 6-1	37,999	4/1/96	At HOU	R. Martinez	LA Won, 4-3	34,375
4/20/65	NYY At LA	Osteen	LA Lost, 3-2	36,161	4/8/96	ATL At LA	Nomo	LA Won, 1-0	53,180
4/12/66	HOU At LA	Osteen	LA Won, 3-2	34,520	4/1/97	PHI At LA	R. Martinez	LA Lost, 3-0	53,079
4/10/67	At CIN	Miller	LA Lost, 6-1	28,422	3/31/98	At STL	R. Martinez	LA Lost, 6-0	47,972
4/18/67	CIN At LA	Osteen	LA Won, 7-2	17,947	4/7/98	Ari At LA	Park	LA Won, 9-1	52,424
4/10/68	PHI At LA	Osteen	LA Lost, 2-0	28,138	4/5/99	Ari At LA	Brown	LA Won, 8-6 (11)	53,109
4/7/69	At CIN	Drysdale	LA Won, 3-2	30,111	4/3/00	At MON	Brown	LA Won, 10-4	51,249
4/15/69	SD At LA	Osteen	LA Won, 14-0	22,200	4/14/00	Cin At LA	Hershiser	LA Won, 8-1	53,223
4/7/70	Cin At LA	Osteen	LA Lost, 4-0	30,457	4/2/01	Mil At LA	Park	LA Won, 1-0	53,154
4/5/71	At HOU	Singer	LA Lost, 5-2	22,421	4/2/02	SF At LA	Brown	LA Lost, 9-2	53,356
4/9/71	SD At LA	Singer	LA Lost, 6-3	31,413	3/31/03	LA At ARI	Nomo	LA Won, 8-0	47,356
4/15/72	At CIN	Sutton	LA Won, 3-1	37,895	4/7/03	ARI At LA	Brown	LA Lost, 6-4 (12)	53,819
4/21/72	SD At LA	Downing	LA Won, 12-2	30,320	4/5/04	SD At LA	Nomo	LA Lost, 8-2	53,550
4/6/73	At SD	Sutton	LA Lost, 4-2	32,019	4/5/05	LA At SF	Lowe	LA Lost, 4-2	42,788
4/11/73	CIN At LA	Sutton	LA Lost, 4-1	24,755	4/12/05	SF At LA	Weaver	LA Won, 9-8	55,891
4/5/74	SD At LA	Sutton	LA Won, 8-0	31,566	4/3/06	ATL At LA	Lowe	LA Lost, 11-10	56,000
4/7/75	At CIN	Sutton	LA Lost, 2-1 (14)	52,526	4/2/07	LA At MIL	Lowe	LA Lost, 7-1	45,341
4/14/75	CIN At LA	Rau	LA Won, 5-2	45,502	4/9/07	Col At LA	Schmidt	LA Lost, 6-3	56,000
4/9/76	At SF	Sutton	LA Lost, 4-2	37,261	3/31/08	SF At LA	Penny	LA Won, 5-0	56,000
4/13/76	SD At LA	Hooton	LA Lost, 8-5	52,703	4/6/09	LA At SD	Kuroda	LA Won, 4-1	45,496
4/7/77	SF At LA	Sutton	LA Won, 5-1	51,022	4/13/09	SF At LA	Billingsley	LA Won, 11-1	57,099
4/7/78	At ATL	Sutton	LA Won, 13-4	42,886	4/5/10	LA At PIT	Padilla	LA Lost, 11-5	39,024
4/14/78	ATL At LA	John	LA Won, 5-1	38,397	4/13/10	Ari At LA	Kershaw	LA Won, 9-5	56,000
4/5/79	SD At LA	Hooton	LA Lost, 4-3	46,536	3/31/11	SF At LA	Kershaw	LA Won, 2-1	56,432
4/10/80	At HOU	Hooton	LA Lost, 3-2	33,270	4/5/12	LA At SD	Lindblom	LA Won, 5-3	42,941
4/17/80	HOU At LA	Sutton	LA Won, 6-4	45,476	4/10/12	PIT At LA	Jansen	LA Won, 2-1	56,000
4/9/81	HOU At LA	Valenzuela	LA Won, 2-0	50,511	4/1/13	SF At LA	Kershaw	LA Won, 4-0	53,136
4/8/82	SF At LA	Reuss	LA Won, 4-3	49,662	3/22/14	LA At ARI (Aus)	Kershaw	LA Won, 3-1	38,266
4/5/83	At HOU	Valenzuela	LA Won, 16-7	27,343	4/4/14	SF At LA	Ryu	LA Lost, 8-4	53,493
4/8/83	MON At LA	Hooton	LA Lost, 8-3	45,369	4/6/15	SD At LA	Kershaw	LA Won, 6-3	53,518
4/3/84	STL At LA	Valenzuela	LA Lost, 11-7	50,103	4/4/16	LA At SD	Kershaw	LA Won, 15-0	44,317
4/9/85	At HOU	Valenzuela	LA Lost, 2-1	42,876	4/12/16	ARI At LA	Maeda	LA Lost, 4-2	53,279
4/12/85	SF At LA	Honeycutt	LA Lost, 4-1	46,910	4/3/17	SD At LA	Kershaw	LA Won, 14-3	53,701
4/7/86	SD At LA	Valenzuela	LA Won, 2-1	49,444	3/29/18	SF At LA	Kershaw	LA Lost, 1-0	53,595
4/8/87	At HOU	Hershiser	LA Lost, 4-3	44,585	3/28/19	ARI at LA	Ryu	LA Won, 12-5	53,086
4/9/87	SF At LA	Welch	LA Lost, 8-1	46,289	7/23/20	SF at LA	May	LA Won, 8-1	—
4/4/88	SF At LA	Valenzuela	LA Lost, 5-1	48,484	4/1/21	LA at COL	Kershaw	LA Lost, 8-5	20,570
4/3/89	At CIN	Belcher	LA Lost, 6-4	55,385	4/8/22	LA at COL	Buehler	LA Won, 5-3	48,627
					3/30/23	LA vs. ARI	Urias	LA Won, 8-2	52,075

H I S T O R Y A N D R E C O R D S

1945-2023 Dodger Opening Day Lineups (Continued)

1945 Bordagaray LF Olmo CF Galan 1B Walker RF Hart 3B Owen C Sandlock SS Durocher 2B Davis P	1954 Gilliam 2B Reese SS Snider CF Robinson LF Campanella LF Hodges C Furrillo RF Cox 3B Erskine P	1963 Wills 2B Oliver SS W. Davis CF T. Davis LF Skowron 1B Roseboro C Fairly RF Mcmullen 3B Drysdale P	1972 Wills SS Buckner 2B W. Davis CF Robinson LF Lefebvre 1B Crawford LF Sims C Grabarkewitz 3B Sutton P	1981 Lopes SS Landreaux 1B Baker CF Garvey RF Cey 2B Guerrero LF Scioscia C Russell 3B Valenzuela P	1990 Samuel CF Randolph 2B Brooks RF Murray 1B Daniels LF Hamilton 3B Scioscia CF Griffin SS Hershiser P
1946 Reese SS Herman 2B Whitman LF Hermanski RF Graham 1B Furrillo CF Riggs 3B Anderson C Gregg P	1955 Gilliam 2B Reese SS Snider CF Hodges 1B Amoros LF Robinson 3B Furrillo RF Campanella C Erskine P	1964 Wills SS Gilliam 2B W. Davis CF T. Davis LF Fairly 1B Howard RF Roseboro C Werhas 3B Koufax P	1973 Lacy SS Mota 2B Buckner LF W. Davis 1B Ferguson CF Crawford RF Fergusson C Momullen 3B Russell SS Sutton P	1982 Sax 2B Landreaux LF Baker 1B Garvey CF Cey RF Guerrero C Yeager 3B Russell SS Reuss P	1991 Butler 2B Samuel CF Strawberry LF Murray 1B Daniels 3B Harris RF Scioscia C Griffin SS Belcher P
1947 Stanky 2B Robinson 1B Reiser CF Walker RF Hermanski LF Edwards C Jorgensen 3B Reese SS Hatten P	1956 Gilliam LF Reese SS Snider CF Campanella C Hodges 1B Robinson 3B Furrillo RF Neal 2B Newcombe P	1965 Wills SS Parker 1B W. Davis CF T. Davis LF Roseboro C Lefebvre 2B Fairly RF Kennedy 3B Drysdale P	1974 Lopes SS Buckner 1B Wynn CF Ferguson C Crawford RF Cey 3B Joshua LF Russell SS Sutton P	1983 Sax 2B Landreaux 1B Baker CF Guerrero C Brook RF Marshall 3B Russell LF Yeager SS Valenzuela P	1992 Butler 2B Harris CF Daniels LF Strawberry RF Davis 1B Samuel RF Scioscia SS Offerman C R. Martinez P
1948 Robinson 2B Vaughan LF Ward 1B Furrillo CF Reese SS Whitman RF Cox 3B Hodges C Barney P	1957 Gilliam 2B Cimoli LF Snider CF Furrillo RF Hodges 1B Jackson 3B Campanella C Zimmer SS Newcombe P	1966 Wills SS Parker 1B W. Davis CF Fairly LF Lefebvre 2B Johnson LF Roseboro C Oliver 2B Osteen P	1975 Lopes SS Buckner LF Wynn CF Ferguson RF Garvey 1B Cey 3B Yeager C Russell SS Sutton P	1984 Sax 2B Russell LF Landreaux CF Guerrero C Marshall 1B Maldonado 3B Rivera C Scioscia SS Valenzuela P	1993 Offerman SS Butler CF Strawberry RF Davis LF Wallach 3B Karros 1B Piazza C Reed 2B Hershiser P
1949 Abrams LF Reese SS Snider CF Robinson 2B Furrillo RF Cox 3B Hodges 1B Campanella C Hatten P	1958 Cimoli CF Reese SS Snider LF Hodges 1B Neal 2B Gray 3B Furrillo RF Walker C Drysdale P	1967 Parker CF Hunt 2B J. Johnson RF Fairly 1B Lefebvre 3B Roseboro C Bailey LF Michael SS Miller P	1976 Buckner LF Sizemore 2B Baker RF Garvey 1B Cey 3B Fergusson C Yeager LF Russell SS Sutton P	1985 Duncan LF Landreaux 2B Oliver CF Guerrero 1B Marshall RF Scioscia C Bream 1B Anderson SS Valenzuela P	1994 Deshields 2B Butler CF Piazza C Karros 1B Wallach 3B Rodriguez LF Mondesi RF Offerman SS Hershiser P
1950 Reese SS Shuba LF Snider CF Robinson 2B Furrillo RF Hodges 1B Morgan 3B Campanella C Newcombe P	1959 Fairly RF Moon LF Roseboro C Snider CF Neal 1B Hodges 1B Zimmer SS Baxes 3B Drysdale P	1968 W. Davis CF Versailles LF Parker 1B Ferrara LF Bailey RF Fairly 1B Popovich 2B Haller C Osteen P	1977 Lopes SS Russell SS Smith RF Cey LF Garvey 2B Monday CF Baker LF Yeager C Sutton P	1986 Duncan SS Landreaux CF Madlock 3B Brock 1B Marshall RF Stubbs LF Scioscia C Sax 2B Valenzuela P	1995 Deshields 2B Offerman SS Mondesi CF Piazza LF Karros 1B Rodriguez RF Ashley LF Hansen 3B R. Martinez P
1951 Thompson LF Furrillo RF Snider CF Robinson 2B Hodges 1B Campanella C Reese SS Bridges 3B Erskine P	1960 Gilliam 3B Neal 2B Moon LF Snider RF Hodges 1B Roseboro C Demeter CF Wills SS Drysdale P	1969 Crawford CF Gabrielson RF Sudakis 3B Fairly 1B Kosco LF Haller C Lefebvre 2B Sizemore SS Drysdale P	1978 Lopes 2B Russell SS Smith RF Cey 3B Garvey LF Baker 1B Monday CF Yeager C Sutton P	1987 Sax 2B Duncan SS Madlock RF Marshall 3B Stubbs LF Landreaux LF Scioscia CF Ramsey C Hershiser P	1996 Deshields 2B Butler CF Piazza C Karros 1B Mondesi RF Blowers 3B Hollandsworth LF Gagne SS R. Martinez P
1952 Reese SS Cox 3B Robinson 2B Campanella C Paiko LF Snider CF Hodges 1B Furrillo RF Roe P	1961 Wills SS W. Davis CF T. Davis 3B Snider RF Moon LF Larker LF Neal 1B Roseboro C Drysdale P	1970 Wills SS Buckner LF W. Davis CF Crawford RF Parker 1B Garvey 1B Haller C Sizemore 2B Osteen P	1979 Lopes SS Russell SS Smith RF Garvey LF Cey 1B Baker 3B Monday CF Yeager C Hooton P	1988 Sax 2B Griffin SS Gibson LF Guerrero 3B Marshall 1B Shelby CF Hamilton 3B Scioscia C Belcher P	1997 Butler CF Guerrero 2B Mondesi RF Piazza C Zelle 3B Mondesi CF Karros 1B Hollandsworth LF Gagne SS R. Martinez P
1953 Gilliam 2B Reese SS Snider CF Robinson 3B Campanella C Thompson LF Hodges 1B Furrillo RF Erskine P	1962 Wills SS Gilliam 2B Moon LF Snider RF Roseboro C Fairly 1B Spencer 3B W. Davis CF Podres P	1971 Wills SS Buckner CF W. Davis RF Parker 1B Allen LF Sims C Garvey 3B Russell 2B Singer P	1980 Lopes 2B Law CF Smith RF Garvey 1B Baker LF Cey 3B Thomas SS Yeager C Hooton P	1989 Randolph 2B Griffin SS Gibson LF Murray 1B Marshall 1B Shelby CF Hamilton 3B Scioscia C Belcher P	1998 Young 2B Vicozaino SS Piazza C Zelle 3B Mondesi CF Konerko 1B Hollandsworth LF Hubbard CF R. Martinez P

1945-2023 Dodger Opening Day Lineups

1999		2007		2015	
Young	2B	Pierre	CF	Rollins	SS
Grudzielanek	SS	Martin	C	Puig	RF
Sheffield	LF	Garcia-parra	1B	González	1B
Mondesi	RF	Kent	2B	Kendrick	2B
White	CF	Gonzalez	LF	Crawford	LF
Karros	1B	Betemit	3B	Uribe	3B
Hundley	C	Ethier	RF	Pederson	CF
Beltre	3B	Martinez	SS	Ellis	C
Brown	P	Lowe	P	Kershaw	P
2000		2008		2016	
White	CF	Furcal	SS	Utley	2B
Grudzielanek	2B	Ethier	LF	Seager	SS
Sheffield	LF	Kemp	RF	Turner	3B
Green	RF	Kent	2B	González	1B
Karros	1B	Jones	CF	Puig	RF
Hundley	C	Martin	C	Crawford	LF
Beltre	3B	Loney	1B	Pederson	CF
Elster	SS	Dewitt	3B	Ellis	C
Brown	P	Penny	P	Kershaw	P
2001		2009		2017	
Goodwin	CF	Furcal	SS	Toles	LF
Grudzielanek	2B	Hudson	2B	Seager	SS
Sheffield	LF	Ramirez	LF	Turner	3B
Green	RF	Ethier	RF	González	1B
Karros	1B	Martin	C	Forsythe	2B
Donnels	3B	Loney	1B	Pederson	CF
Kreuter	C	Kemp	CF	Grandal	C
Cora	SS	Blake	3B	Puig	RF
Park	P	Kuroda	P	Kershaw	P
2002		2010		2018	
Roberts	CF	Furcal	SS	Taylor	CF
Izturis	SS	Marrín	C	Seager	SS
Lo Duca	C	Ethier	RF	Puig	RF
Green	RF	Ramirez	LF	Hernandez	2B
Jordan	LF	Kemp	CF	Bellinger	1B
Beltre	3B	Loney	1B	Kemp	LF
Karros	1B	Blake	3B	Grandal	C
Grudzielanek	2B	Dewitt	2B	Forsythe	3B
Brown	P	Padilla	P	Kershaw	P
2003		2011		2019	
Roberts	CF	Furcal	SS	Pederson	RF
Lo Duca	C	Gwynn	LF	Seager	SS
Green	RF	Ethier	RF	Turner	3B
Jordan	LF	Kemp	CF	Muncy	1B
Mogriif	1B	Loney	1B	Betts	RF
Beltre	3B	Uribe	3B	Bellinger	CF
Cabrera	2B	Barajas	C	Turner	3B
Izturis	SS	Carroll	2B	Seager	SS
Nomo	P	Kershaw	P	Hernandez	2B
2004		2012		2020	
Roberts	LF	Gordon	SS	Muncy	1B
Izturis	SS	M. Ellis	2B	Betts	RF
Bradley	CF	Kemp	CF	Turner	SS
Green	1B	Ethier	RF	Seager	SS
Lo Duca	C	Rivera	LF	J. Turner	3B
Encarnacion	RF	Loney	1B	Bellinger	CF
Beltre	3B	Uribe	3B	Muncy	1B
Cora	2B	A. Ellis	C	Taylor	LF
Nomo	P	Kershaw	P	Lux	2B
2005		2013		2021	
Izturis	SS	Crawford	LF	Barnes	C
Choi	1B	M. Ellis	2B	Kershaw	P
Drew	RF	Kemp	CF	2022	
Kent	2B	González	1B	Betts	RF
Bradley	CF	Ethier	RF	Freeman	1B
Valentin	3B	Cruz	3B	T. Turner	SS
Ledee	LF	A. Ellis	C	J. Turner	DH
Phillips	C	Sellers	SS	Muncy	3B
Lowe	P	Kershaw	P	Smith	C
2006		2014		2023	
Furcal	SS	Puig	RF	Taylor	LF
Cruz	LF	Turner	2B	Bellinger	CF
Drew	RF	Ramirez	SS	Lux	2B
Kent	2B	González	1B	Kershaw	P
Saenz	1B	Van Slyke	LF	2022	
Mueller	3B	Uribe	3B	Betts	RF
Akamar Jr.	C	Ethier	CF	Freeman	1B
Repko	C	Ellis	C	Smith	C
Lowe	P	Kershaw	P	Muncy	3B
				Martinez	DH
				Peralta	LF
				Vargas	2B
				Outman	CF
				Rojas	SS
				Urias	P

Most O.D. Starts In L.A. Dodger History

C	Sciocisia (10)
1B	Karros (9)
2B	Lopes (7)
3B	Cey (9)
SS	Russell (11)
CF	W. Davis (11)
RF	Ethier (6)
LF	Baker (7)
P	Kershaw (10)

L.A. Opening Day Facts And Figures

L.A. Dodgers Win/Loss Record:
37-23

Record In Extra-Inning Games:
2-1

Most Victories

Drysdale	5
Kershaw	4
Sutton	4
Valenzuela	2
R. Martinez	2
Brown	2

Highest Home Attendance

57,099 2009

H I S T O R Y A N D R E C O R D S

MLB Postseason Appearances And Championships

Most Postseason Appearances			Most World Series Appearances		
Team		Appearances	Team		Appearances
BAL/NY Yankees		58	BAL/NY Yankees		40
BRK/LA Dodgers		37	BRK/LA Dodgers		21
BOS/MIL/ATL Braves		35	NY/SF Giants		20
STL Cardinals		32	STL Cardinals		19
PHI/KC/OAK Athletics		29	BOS/MIL/ATL Braves		17
NY/SF Giants		27	PHI/KC/OAK Athletics		14

Most World Series Titles

Team	Titles
Baltimore/New York Yankees	27
St Louis Cardinals	11
Phi/Kc/Oakland Athletics	9
New York/San Francisco Giants	8
Boston Red Sox	8

Wild Card Series Results

Year	Game	Date	W/L Score	Winner	Loser	Att.
2020	1	9-30 vs. MIL	W, 4-2	Urias	Suter	--
	2	10-1 vs. MIL	W, 3-0	Kershaw	Woodruff	--
2021	1	10-6 vs. STL	W, 3-1	Jansen	McFarland	53,193

Division Series Results

Year	Game	Date	W/L Score	Winner	Loser	Att.	Year	Game	Date	W/L Score	Winner	Loser	Att.
1981	1	10-6 At HOU	L, 1-3	Ryan	Stewart	44,836	2016	1	10-7 At WAS	W, 4-3	Kershaw	Scherzer	43,915
	2	10-7 At HOU	L, 0-1 (11)	Sambito	Stewart	42,398		2	10-9 At WAS	L, 2-5	Treinen	Hill	43,826
	3	10-9 At LA	W, 6-1	Hooton	Knepper	46,820		3	10-10 At LA	L, 3-8	Solis	Maeda	53,901
	4	10-10 At LA	W, 2-1	Valenzuela	Ruhle	55,983		4	10-11 At LA	W, 6-5	Blanton	Treinen	49,617
	5	10-11 At LA	W, 4-0	Reuss	Ryan	55,979		5	10-13 At WAS	W, 4-3	Urias	Rzepczynski	43,936
1995	1	10-3 At LA	L, 2-7	Schourek	R. Martinez	44,199	2017	1	10-6 Vs. ARI	W, 9-5	Kershaw	Walker	54,707
	2	10-4 At LA	L, 4-6	Burba	Osuna	46,051		2	10-7 Vs. ARI	W, 8-5	Maeda	Ray	54,726
	3	10-6 At Cin.	L, 1-10	Wells	Nomo	53,276		3	10-9 At ARI	W, 3-1	Darvish	Greinke	48,641
1996	1	10-2 At LA	L, 1-2	Smoltz	Osuna	47,428	2018	1	10-4 Vs. ATL	W, 6-0	Ryu	Foltynewicz	50,947
	2	10-3 At LA	L, 2-3	Maddux	Valdes	51,916		2	10-5 Vs. ATL	W, 3-0	Kershaw	Sanchez	54,462
	3	10-5 At ATL	L, 2-5	Glavine	Nomo	52,529		3	10-7 At ATL	L, 5-6	Toussaint	Wood	42,385
2004	1	10-5 At STL	L, 3-8	Williams	Perez	52,127	4	10-8 At ATL	W, 6-2	Madson	Venters	39,588	
	2	10-7 At STL	L, 3-8	Haren	Weaver	52,228	2019	1	10-3 vs. WAS	W, 6-0	Buehler	Corbin	53,095
	3	10-9 At LA	W, 4-0	Lima	Morris	55,942		2	10-4 vs. WAS	L, 2-4	Strasburg	Kershaw	53,086
4	10-10 At LA	L, 2-6	Suppan	Perez	56,268	3		10-6 At WAS	W, 10-4	Ryu	Corbin	43,423	
2006	1	10-4 At NYM	L, 5-6	Mota	PenNYM	56,979	4	10-7 At WAS	L, 1-6	Scherzer	Urias	38,847	
	2	10-5 At NYM	L, 1-4	Glavine	Kuo	57,029	5	10-9 vs. WAS	L, 3-7 (10)	Hudson	Kelly	54,159	
	3	10-7 At LA	L, 5-9	Feliciano	Broxton	56,293	2020	1	10-6 vs. SD*	W, 5-1	May	Richards	--
2008	1	10-1 At CHC	W, 7-2	Lowe	Dempster	42,099		2	10-7 vs. SD*	W, 6-5	Kershaw	Davies	--
	2	10-2 At CHC	W, 10-3	Billingsley	Zambrano	42,136		3	10-8 at SD*	W, 12-3	Urias	Morejon	--
	3	10-4 At LA	W, 3-1	Kuroda	Harden	56,000	2021	1	10-8 at SFG	L, 0-4	Webb	Buehler	41,934
2009	1	10-7 At LA	W, 5-3	Weaver	Carpenter	56,000		2	10-9 at SFG	W, 9-2	Urias	Gausman	42,275
	2	10-8 At LA	W, 3-2	Sherrill	Franklin	51,819		3	10-11 at LA	L, 0-1	Rogers	Scherzer	53,299
	3	10-10 At STL	W, 5-1	Padilla	Pineiro	47,296	4	10-12 at LA	W, 7-2	Kelly	DeSclafani	52, 935	
2013	1	10-3 At ATL	W, 6-1	Kershaw	Medlen	43,021	5	10-14 at SFG	W, 2-1	Jansen	Doval	42,275	
	2	10-4 At ATL	L, 3-4	Minor	Greinke	48,966	2022	1	10-11 vs. LA	W, 5-3	Urias	Clevinger	52,407
	3	10-6 At LA	W, 13-6	Capuano	Teheren	54,646		2	10-12 vs. LA	L, 3-5	Darvish	Graterol	53,102
	4	10-7 At LA	W, 4-3	Wilson	Carpenter	54,438		3	10-14 at SD	L, 1-2	Snell	Gonsolin	45,137
2014	1	10-3 At LA	L, 9-10	Gonzales	Kershaw	52,265	4	10-15 at SD	L, 3-5	Hill	Almonte	45,139	
	2	10-4 At LA	W, 3-2	League	Neshek	54,599	2023	1	10-7 vs. ARI	L, 2-11	Kelly	Kershaw	51,653
	3	10-6 At STL	L, 1-3	Lackey	Elbert	47,574		2	10-9 vs. ARI	L, 2-4	Gallen	Miller	51,449
	4	10-7 At STL	L, 2-3	Gonzales	Kershaw	46,906		3	10-11 at ARI	L, 2-4	Mantiply	Lynn	48,175
2015	1	10-9 At LA	L, 1-3	Degrom	Kershaw	54,428	*Neutral Site @ Globe Life Field						
	2	10-10 At LA	W, 5-2	Greinke	Syndegaard	54,455							
	3	10-12 At NYM	L, 7-13	Harvey	Anderson	44,276							
	4	10-13 At NYM	W, 3-1	Kershaw	Matz	44,183							
	5	10-15 At LA	L, 2-3	Degrom	Greinke	54,602							

H I S T O R Y A N D R E C O R D S

Championship Series Results

Year	Game	Date	W/L, Score	Winner	Loser	Att.	Year	Game	Date	W/L, Score	Winner	Loser	Att.
1974	1	10-5 At PIT	W, 3-0	Sutton	Reuss	40,638	2013	1	10-11 At STL	L, 2-3	Lynn	Withrow	46,691
	2	10-6 At PIT	W, 5-2	Messersmith	Glusti	49,247		2	10-12 At STL	L, 0-1	Wacha	Kershaw	46,872
	3	10-8 At LA	L, 0-7	Kison	Rau	55,953		3	10-14 Vs. STL	W, 3-0	Ryu	Wainwright	53,940
	4	10-9 At LA	W, 12-1	Sutton	Reuss	54,424		4	10-15 Vs. STL	L, 2-4	Lynn	Nolasco	53,992
1977	1	10-4 At LA	L, 5-7	Garber	Sosa	55,988		5	10-16 Vs. STL	W, 6-4	Greinke	Kelly	53,183
	2	10-5 At LA	W, 7-1	Sutton	Lonborg	55,973		6	10-18 At STL	L, 0-9	Wacha	Kershaw	46,899
	3	10-7 At PHI	W, 6-5	Raitzhan	Garber	63,719	2016	1	10-15 At CHC	L, 4-8	Chapman	Blanton	42,376
	4	10-8 At PHI	W, 4-1	John	Carlton	64,924	2	10-16 At CHC	W, 1-0	Kershaw	Hendricks	42,384	
1978	1	10-4 At PHI	W, 9-5	Welch	Christenson	63,460	3	10-18 Vs. CHC	W, 6-0	Hill	Arrieta	54,289	
	2	10-5 At PHI	W, 4-0	John	Ruthven	80,842	4	10-19 Vs. CHC	L, 2-10	Montgomery	Urian	54,449	
	3	10-6 At LA	L, 4-9	Carlton	Sutton	55,043	5	10-20 Vs. CHC	L, 4-8	Lester	Blanton	54,449	
	4	10-7 At LA	W, 4-3 (10)	Forster	Mcgraw	55,124	6	10-22 At CHC	L, 0-5	Hendricks	Kershaw	42,386	
1981	1	10-13 At LA	W, 5-1	Hooton	Gullickson	51,273	2017	1	10-14 Vs. CHC	W, 5-2	Maeda	Rondon	54,289
	2	10-14 At LA	L, 0-3	Burris	Valenzuela	53,463	2	10-15 Vs. CHC	W, 4-1	Jansen	Duensing	54,479	
	3	10-16 At MON	L, 1-4	Rogers	Reuss	54,372	3	10-17 At CHC	W, 6-1	Darvish	Hendricks	41,871	
	4	10-17 At MON	W, 7-1	Hooton	Gullickson	54,499	4	10-18 At CHC	L, 2-3	Arrieta	Wood	42,195	
	5	10-19 At MON	W, 2-1	Valenzuela	Rogers	38,491	5	10-19 At CHC	W, 11-1	Kershaw	Quintana	42,735	
1983	1	10-4 At LA	L, 0-1	Carlton	Reuss	55,254	2018	1	10-12 At MIL	L, 5-6	Woodruff	Kershaw	43,615
	2	10-5 At LA	W, 4-1	Valenzuela	Denny	55,967	2	10-13 At MIL	W, 4-3	Baez	Jeffress	43,905	
	3	10-7 At PHI	L, 2-7	Hudson	Welch	53,490	3	10-15 Vs. MIL	L, 0-4	Chacin	Buehler	52,793	
	4	10-8 At PHI	L, 2-7	Carlton	Reuss	64,494	4	10-16 Vs. MIL	W, 2-1	Urian	Guerra	53,764	
1985	1	10-9 At LA	W, 4-1	Valenzuela	Tudor	55,270	5	10-17 Vs. MIL	W, 5-2	Kershaw	Woodruff	54,502	
	2	10-10 At LA	W, 8-2	Hershiser	Andujar	55,222	6	10-19 At MIL	L, 2-7	Knebel	Ryu	43,619	
	3	10-12 At STL	L, 2-4	Cox	Welch	53,708	7	10-20 At MIL	W, 5-1	Madsen	Chacin	44,097	
	4	10-13 At STL	L, 2-12	Tudor	Reuss	53,708	2020	1	10-12 vs. ATL*	L, 1-5	Smith	Treinen	10,700
	5	10-14 At STL	L, 2-3	Lahit	Niedenfufer	53,708	2	10-13 vs. ATL*	L, 7-8	Matzek	Gonsolin	10,624	
	6	10-16 At LA	L, 5-7	Worrell	Niedenfufer	55,208	3	10-14 at ATL*	W, 15-3	Urian	Wright	10,664	
1988	1	10-4 At LA	L, 2-3	Myers	J. Howell	55,582	4	10-15 at ATL*	L, 2-10	Wilson	Kershaw	11,044	
	2	10-5 At LA	W, 6-3	Belcher	Cone	55,780	5	10-16 at ATL*	W, 7-3	Treinen	Smith	11,119	
	3	10-8 At NYM	L, 4-8	Myers	Peña	44,672	6	10-17 vs. ATL*	W, 3-1	Buehler	Fried	10,772	
	4	10-9 At NYM	W, 5-4 (12)	Peña	McDowell	54,014	7	10-18 vs. ATL*	W, 4-3	Urian	Martin	10,920	
	5	10-10 At NYM	W, 7-4	Belcher	Fernandez	52,069	2021	1	10-16 at ATL	L, 2-3	Smith	Treinen	41,815
	6	10-11 At LA	L, 1-5	Cone	Leary	55,885	2	10-17 at ATL	L, 4-5	Smith	Graterol	41,873	
	7	10-12 At LA	W, 6-0	Hershiser	Darling	55,693	3	10-19 at LA	W, 6-5	Gonsolin	Jackson	51,307	
2008	1	10-9 At PHI	L, 2-3	Hamels	Lowe	45,839	4	10-20 at LA	L, 2-9	Smyly	Urian	53,025	
	2	10-10 At PHI	L, 5-8	Myers	Billingsley	45,883	5	10-21 at LA	W, 11-2	Phillips	Fried	51,383	
	3	10-12 At LA	W, 7-2	Kuroda	Moyer	56,800	6	10-23 at ATL	L, 2-4	Matzek	Buehler	43,060	
	4	10-13 At LA	L, 5-7	Madsen	Wade	56,800							
	5	10-15 At LA	L, 1-5	Hamels	Billingsley	56,800							
2009	1	10-15 At LA	L, 6-8	Hamels	Kershaw	56,000							
	2	10-16 At LA	W, 3-2	Kuo	Park	56,000							
	3	10-18 At PHI	L, 0-11	Lee	Kuroda	45,721							
	4	10-19 At PHI	L, 4-5	Lidge	Broxton	46,157							
	5	10-21 At PHI	L, 4-10	Durbin	Padilla	46,214							

*Neutral Site @ Globe Life Field

H I S T O R Y A N D R E C O R D S

World Series Results

Year	Game	Date	W/L, Score	Winner	Loser	Att.	Year	Game	Date	W/L, Score	Winner	Loser	Att.
1916	1	10-7 At BOS	L, 5-6	Shore	Marquard	36,117	1963	1	10-2 At NYY	W, 5-2	Koufax	Ford	69,000
	2	10-9 At BOS	L, 1-2 (14)	Ruth	Smith	41,373		2	10-3 At NYY	W, 4-1	Podres	Downing	66,455
	3	10-10 At BRK	W, 4-3	Coombs	Mays	21,087		3	10-5 At LA	W, 1-0	Drysdale	Bouton	56,912
	4	10-11 At BRK	L, 2-6	Leonard	Marquard	21,662		4	10-6 At LA	W, 2-1	Koufax	Ford	55,912
	5	10-12 At BOS	L, 1-4	Shore	Pfeiffer	42,820		1965	1	10-6 At MIN	L, 2-8	Grant	Drysdale
1920	1	10-5 At BRK	L, 1-3	Coveleski	Marquard	23,573	2		10-7 At MIN	L, 1-5	Kaat	Koufax	48,700
	2	10-6 At BRK	W, 3-0	Grimes	Bagby	22,559	3		10-9 At LA	W, 4-0	Osteen	Pascual	55,934
	3	10-7 At BRK	W, 2-1	S. Smith	Caldwell	25,088	4		10-10 At LA	W, 7-2	Drysdale	Grant	55,920
	4	10-9 At CLE	L, 1-5	Coveleski	Cadore	25,734	5		10-11 At LA	W, 7-0	Koufax	Kaat	55,801
	5	10-10 At CLE	L, 1-8	Bagby	Grimes	26,884	6		10-13 At MIN	L, 1-5	Grant	Osteen	49,578
	6	10-11 At CLE	L, 0-1	Mails	S. Smith	27,194	7		10-14 At MIN	W, 2-0	Koufax	Kaat	50,596
	7	10-12 At CLE	L, 0-3	Coveleski	Grimes	27,525	1966	1	10-5 At LA	L, 2-5	Drabowsky	Drysdale	55,941
1941	1	10-1 At NYY	L, 2-3	Ruffing	Davis	68,540		2	10-6 At LA	L, 0-6	Palmer	Koufax	56,947
	2	10-2 At NYY	W, 3-2	Wyatt	Chandler	66,248		3	10-8 At BAL	L, 0-1	Bunker	Osteen	54,445
	3	10-4 At BRK	L, 1-2	Russo	Casey	33,100		4	10-9 At BAL	L, 0-1	McNally	Drysdale	54,458
	4	10-5 At BRK	L, 4-7	Murphy	Casey	33,813	1974	1	10-12 At LA	L, 2-3	Fingers	Messersmith	55,974
	5	10-6 At BRK	L, 1-3	Banham	Wyatt	34,072		2	10-13 At LA	W, 3-2	Sutton	Blue	55,989
1947	1	9-30 At NYY	L, 3-5	Shea	Branca	73,365		3	10-15 At OAK	L, 2-3	Hunter	Downing	49,347
	2	10-1 At NYY	L, 3-10	Reynolds	Lombardi	69,865	4	10-16 At OAK	L, 2-5	Holtzman	Messersmith	49,347	
	3	10-2 At BRK	W, 9-8	Casey	Newsom	33,098	5	10-17 At OAK	L, 2-3	Oclom	Marshall	49,347	
	4	10-3 At BRK	W, 3-2	Casey	Bevens	33,443	1977	1	10-11 At NYY	L, 3-4 (12)	Lyle	Rhoden	56,688
	5	10-4 At BRK	L, 1-2	Shea	Barney	34,379		2	10-12 At NYY	W, 6-1	Hooton	Hunter	56,691
	6	10-5 At NYY	W, 8-6	Branca	Page	74,065		3	10-14 At LA	L, 3-5	Torrez	John	55,992
	7	10-6 At NYY	L, 2-5	Page	Gregg	71,548		4	10-15 At LA	L, 2-4	Guidry	Rau	55,995
1949	1	10-5 At NYY	L, 0-1	Reynolds	Newcombe	66,230	5	10-16 At LA	W, 10-4	Sutton	Gullett	55,955	
	2	10-6 At NYY	W, 1-0	Roe	Raschi	70,053	6	10-18 At NYY	L, 4-8	Torrez	Hooton	56,407	
	3	10-7 At BRK	L, 3-4	Page	Branca	32,788	1978	1	10-10 At LA	W, 11-5	John	Figueroa	55,997
	4	10-8 At BRK	L, 4-6	Lopat	Newcombe	33,934		2	10-11 At LA	W, 4-3	Hooton	Hunter	55,982
	5	10-9 At BRK	L, 6-10	Raschi	Barney	33,711		3	10-13 At NYY	L, 1-5	Guidry	Sutton	56,447
1952	1	10-1 At BRK	W, 4-2	Black	Reynolds	34,861	4	10-14 At NYY	L, 3-4 (10)	Gossage	Welech	56,445	
	2	10-2 At BRK	L, 1-7	Raschi	Erskine	33,792	5	10-15 At NYY	L, 2-12	Beattie	Hooton	56,448	
	3	10-3 At NYY	W, 5-3	Roe	Lopat	66,698	6	10-17 At LA	L, 2-7	Hunter	Sutton	55,985	
	4	10-4 At NYY	L, 0-2	Reynolds	Sain	71,787	1981	1	10-20 At NYY	L, 3-5	Guidry	Reuss	56,470
	5	10-5 At NYY	W, 6-5 (11)	Erskine	Sain	70,536		2	10-21 At NYY	L, 0-3	John	Hooton	56,505
	6	10-6 At BRK	L, 2-3	Raschi	Loes	33,195		3	10-23 At LA	W, 5-4	Valenzuela	Frazier	56,236
	7	10-7 At BRK	L, 2-4	Reynolds	Black	33,195	4	10-24 At LA	W, 8-7	Howe	Frazier	56,242	
1953	1	9-30 At NYY	L, 5-9	Sain	Labine	69,374	5	10-25 At LA	W, 2-1	Reuss	Guidry	56,115	
	2	10-1 At NYY	L, 2-4	Lopat	Roe	66,786	6	10-28 At NYY	W, 9-2	Hooton	Frazier	56,513	
	3	10-2 At BRK	W, 3-2	Erskine	Raschi	35,270	1988	1	10-15 At LA	W, 5-4	Peña	Eckersley	55,983
	4	10-3 At BRK	W, 7-3	Loes	Ford	36,775		2	10-16 At LA	W, 6-0	Hershiser	Davis	56,051
	5	10-4 At BRK	L, 7-11	McDonald	Podres	36,775		3	10-18 At OAK	L, 1-2	Honeycutt	Howell	49,316
6	10-5 At NYY	L, 3-4	Reynolds	Labine	62,370	4		10-19 At OAK	W, 4-3	Belcher	Stewart	49,317	
1955	1	9-28 At NYY	L, 5-6	Ford	Newcombe	63,869		5	10-20 At OAK	W, 5-2	Hershiser	Davis	49,317
	2	9-29 At NYY	L, 2-4	Byrne	Loes	64,707	2017	1	10-24 At LA	W, 3-1	Kershaw	Keuchel	54,253
	3	9-30 At BRK	W, 8-3	Podres	Turley	34,209		2	10-25 At LA	L, 6-7 (11)	Devenski	McCarthy	54,293
	4	10-1 At BRK	W, 8-5	Labine	Larsen	36,242		3	10-27 At HOU	L, 3-5	McCullers Jr.	Darvish	43,282
	5	10-2 At BRK	W, 5-3	Craig	Grim	36,796		4	10-28 At HOU	W, 6-2	Watson	Giles	43,322
	6	10-3 At NYY	L, 1-5	Ford	Spooner	64,022		5	10-29 At HOU	L, 12-13 (10)	Musgrove	Jansen	43,300
	7	10-4 At NYY	W, 2-0	Podres	Byrne	62,465		6	10-31 At LA	W, 3-1	Watson	Verlander	54,128
1956	1	10-3 At BRK	W, 6-3	Maglie	Ford	34,479		7	11-1 At LA	L, 1-5	Morton	Darvish	54,124
	2	10-5 At BRK	W, 13-8	Bessett	Morgan	36,217	2018	1	10-23 At BOS	L, 4-8	Barnes	Kershaw	38,454
	3	10-6 At NYY	L, 3-5	Ford	Craig	73,977		2	10-24 At BOS	L, 2-4	Price	Ryu	38,644
	4	10-7 At NYY	L, 2-6	Sturdivant	Erskine	69,705		3	10-26 At LA	W, 3-2 (18)	Wood	Eovaldi	53,114
	5	10-8 At NYY	L, 0-2	Larsen	Maglie	64,519	4	10-27 At LA	L, 6-9	Kelly	Floro	54,400	
	6	10-9 At BRK	W, 1-0 (10)	Labine	Turley	33,224	5	10-28 At LA	L, 1-5	Price	Kershaw	54,367	
	7	10-10 At BRK	L, 0-9	Kucks	Newcombe	33,782	2020	1	10-20 vs. TB*	W, 8-3	Kershaw	Glasnow	11,388
1959	1	10-1 At CWS	L, 0-11	Wynn	Craig	48,013		2	10-21 vs. TB*	L, 4-6	Anderson	Gonsolin	11,472
	2	10-2 At CWS	W, 4-3	Podres	Shaw	47,368		3	10-23 at TB	W, 6-2	Buehler	Morton	11,447
	3	10-4 At LA	W, 3-1	Drysdale	Donovan	92,394		4	10-24 at TB*	L, 7-8	Curtiss	Jansen	11,441
	4	10-5 At LA	W, 5-4	Sherry	Staley	92,650	5	10-25 at TB*	W, 4-2	Kershaw	Glasnow	11,437	
5	10-6 At LA	L, 0-1	Shaw	Koufax	92,706	6	10-26 vs. TB*	W, 3-1	Valenzuela	Anderson	11,437		
6	10-8 At CWS	W, 9-3	Sherry	Wynn	47,653								

*Neutral Site @ Globe Life Field

Award-Winning Dodgers

Most Valuable Player: (13)

Jake Daubert	1913
Dazzy Vance	1924
Dolph Camilli	1941
Jackie Robinson	1949
Roy Campanella	1951
Roy Campanella	1953
Roy Campanella	1955
Don Newcombe	1956
Maury Wills	1962
Sandy Koufax	1963
Steve Garvey	1974
Kirk Gibson	1988
Clayton Kershaw	2014
Cody Bellinger	2019

World Series MVP: (7)

Johnny Podres	1955
Larry Sherry	1959
Sandy Koufax	1963
Sandy Koufax	1965
Ron Cey, Pedro Guerrero,	
Steve Yeager	1981
Orel Hershiser	1988
Corey Seager	2020

Cy Young Award: (12)

Don Newcombe	1956
Don Drysdale	1962
Sandy Koufax	1963
Sandy Koufax	1965
Sandy Koufax	1966
Mike Marshall	1974
Fernando Valenzuela	1981
Orel Hershiser	1988
Eric Gagné	2003
Clayton Kershaw	2011
Clayton Kershaw	2013
Clayton Kershaw	2014

Rookie Of The Year: (18)

Jackie Robinson	1947
Don Newcombe	1949
Joe Black	1952
Jim Gilliam	1953
Frank Howard	1960
Jim Lefebvre	1965
Ted Sizemore	1969
Rick Sutcliffe	1979
Steve Howe	1980
Fernando Valenzuela	1981

Steve Sax	1982
Eric Karros	1992
Mike Piazza	1993
Raul Mondesi	1994
Hideo Nomo	1995
Todd Hollandsworth	1996
Corey Seager	2016
Cody Bellinger	2017

LCS MVP: (7)

Dusty Baker	1977
Steve Garvey	1978
Burt Hooton	1981
Orel Hershiser	1988
Chris Taylor , Justin Turner	2017
Cody Bellinger	2018
Corey Seager	2020

All-Star Game MVP: (5)

Maury Wills (Game 1)	1962
Steve Garvey	1974
Don Sutton	1977
Steve Garvey	1978
Mike Piazza	1996

Comeback Player: (9)

Phil Regan	1966
Al Downing	1971
Jimmy Wynn	1974
Tommy John	1976
Jerry Reuss	1980
Pedro Guerrero	1987
Tim Leary	1988
Orel Hershiser	1991
Tim Wallach	1994
Nomar Garciaparra	2006

Roberto Clemente Award

Steve Garvey	1981
Clayton Kershaw	2012
Justin Turner	2022

Dodger Rawlings Gold Glove Award Winners

1957 Gil Hodges, 1B	1970 Wes Parker, 1B	1978 Davey Lopes, 2B	2009 Orlando Hudson, 2B
1958 Gil Hodges, 1B	1971 Wes Parker, 1B	1981 Dusty Baker, OF	Matt Kemp, OF
1959 Gil Hodges, 1B	Willie Davis, OF	1986 Fernando Valenzuela, P	2011 Andre Ethier, OF
Charlie Neal, 2B	1972 Willie Davis, OF	1988 Orel Hershiser, P	Matt Kemp, OF
1960 Wally Moon, OF	Wes Parker, 1B	1995 Raul Mondesi, OF	Clayton Kershaw, P
1961 John Roseboro, C	1973 Willie Davis, OF	1997 Raul Mondesi, OF	2014 Adrián González, 1B
Maury Wills, SS	1974 Steve Garvey, 1B	1998 Charles Johnson, C	Zack Greinke, P
1962 Maury Wills, SS	Andy MeSsersmith, P	2004 Cesar Izturis, SS	2015 Zack Greinke, P
1966 John Roseboro, C	1975 Steve Garvey, 1B	Steve Finley, OF	2019 Cody Bellinger, OF
1967 Wes Parker, 1B	Andy MeSsersmith, P	2006 Greg Maddux, P	2020 Mookie Betts, OF
1968 Wes Parker, 1B	1976 Steve Garvey, 1B	2007 Russell Martin, C	2022 Mookie Betts, OF
1969 Wes Parker, 1B	1977 Steve Garvey, 1B	2008 Greg Maddux, P	

Dodger Silver Slugger Award Winners

Dusty Baker, Outfield	1980 Mike Piazza, Catcher	1994 Zack Greinke, Pitcher	2013
Dusty Baker, Outfield	1981 Mike Piazza, Catcher	1995 Adrián González, First Base	2014
Fernando Valenzuela, Pitcher	1981 Eric Karros, First Base	1995 Corey Seager, Shortstop	2016
Pedro Guerrero, Outfield	1982 Mike Piazza, Catcher	1996 Corey Seager, Shortstop	2017
Fernando Valenzuela, Pitcher	1983 Mike Piazza, Catcher	1997 Cody Bellinger, Outfield	2019
Steve Sax, Second Base	1986 Adrian Beltre, Third Base	2004 Mookie Betts, Outfield	2020
Kirk Gibson, Outfield	1988 Jeff Kent, Second Base	2005 Mookie Betts, Outfield	2022
Tim Leary, Pitcher	1988 Russell Martin, Catcher	2007 Trea Turner, Shortstop	2022
Eddie Murray, First Base	1990 Andre Ethier, Outfield	2009 Mookie Betts, Outfield	2023
Mike Piazza, Catcher	1993 Matt Kemp, Outfield	2009	
Orel Hershiser, Pitcher	1993 Matt Kemp, Outfield	2011	

Dodgers With Longest Service To The Club

Player	Years Of Service	Player	Years Of Service
Zack Wheat	1909-1926 (18)	Clayton Kershaw	2008-2023 (16)
Bill Russell	1969-1986 (18)	Carl Furillo	1946-1980 (15)
Don Sutton	1966-1980, 1988 (16)	Steve Yeager	1972-1985 (14)
Duke Snider	1947-1962 (16)	Jim Gilliam	1953-1966 (14)
Pee Wee Reese	1940-1942, 1946-1958 (16)	Steve Garvey	1969-1982 (14)
Gil Hodges	1943, 1947-1961 (16)	Don Drysdale	1956-1969 (14)
		Willie Davis	1960-1973 (14)

Hitting For The Cycle

Babe Herman holds the Dodger record and is tied for the Major League record after hitting for the cycle three times during his career, accomplishing the feat twice in 1931 for the Dodgers and in 1933 for the Chicago Cubs. He shares the Big League record with Bob Meusel (1921, 22, 28) and John Reilly (1883 (2), 90). Following are Dodgers who have hit for the cycle, including 2017 Rookie Of The Year Cody Bellinger.

Player	Date	Player	Date	Player	Date
Tom P. Burns	Aug. 1, 1890 (G2)	Dixie Walker	Sept. 2, 1944	Wes Parker	May 7, 1970
James Johnston	May 25, 1922 (G1)	Jackie Robinson	Aug. 29, 1948 (G1)	Orlando Hudson	April 13, 2009
Babe Herman	May 18, 1931	Gil Hodges	June 25, 1949	Cody Bellinger	July 15, 2017
Babe Herman	July 24, 1931				

Dodger Single-Season National League Batting Leaders

Batting: (11)

Jake Daubert	1913	.350
Jake Daubert	1914	.329
Zack Wheat	1918	.335
Lefty O'doul	1932	.368
Pete Reiser	1941	.343
Dixie Walker	1944	.357
Jackie Robinson	1949	.342
Carl Furillo	1953	.344
Tommy Davis	1962	.346
Tommy Davis	1963	.326
Trea Turner	2021	.313

Runs: (11)

Pete Reiser	1941	117
Arky Vaughan	1943	112
Eddie Stanky	1945	128
Pee Wee Reese	1949	132
Duke Snider	1953	132
Duke Snider	1954	120**
Duke Snider	1955	126
Brett Butler	1991	112
Matt Kemp	2011	115

Mookie Betts
2022 **117**
Freddie Freeman
2022 **117**
Hits: (8)

Wee Willie Keeler	1900	208
Ivy Olson	1919	164
Duke Snider	1950	199
Tommy Davis	1962	230
Steve Garvey	1978	202
Steve Garvey	1980	200
Trea Turner	2021	195

Freddie Freeman
2022 **199**
Singles: (17)

Wee Willie Keeler	1900	179
Jake Daubert	1911	146**
Jake Daubert	1913	152
Ivy Olson	1919	140
Zack Wheat	1924	149
Milt Stock	1925	164
Lefty O'doul	1932	158**
Maury Wills	1961	150**
Maury Wills	1962	179
Maury Wills	1965	165
Steve Sax	1986	157**
Steve Sax	1988	147
Brett Butler	1991	162
Brett Butler	1992	143
Brett Butler	1993	149
Juan Pierre	2007	164

Doubles: (5)

Red Smith	1913	40
John Frederick	1929	52
Pete Reiser	1941	39**
Wes Parker	1970	47

Freddie Freeman
2022 **47**
Freddie Freeman
2023 **59**
Triples: (17)

Jimmy Sheppard	1901	21
Harry Lumley	1904	18
Whitey Alperman	1907	16**
Jake Daubert	1918	15
Hy Myers	1919	14**
Hy Myers	1920	22
Pete Reiser	1941	17
Luis Olmo	1945	13
Jim Gilliam	1953	17
Wally Moon	1959	11**
Charlie Neal	1959	11**
Willie Davis	1962	10**
Maury Wills	1962	10**
Willie Davis	1970	16
Brett Butler	1994	9**
Dee Gordon	2014	12

Gavin Lux
2022 **7**
Home Runs: (9)

Jimmy Sheppard	1903	9
Harry Lumley	1904	9
Tim Jordan	1906	12
Tim Jordan	1908	12
Jack Fournier	1924	27
Dolph Camilli	1941	34
Duke Snider	1956	43
Adrian Beltre	2004	48
Matt Kemp	2011	39

RBIs: (8)

Hy Myers	1919	73
Dolph Camilli	1941	120
Dixie Walker	1945	124
Roy Campanella	1953	142
Duke Snider	1955	136
Tommy Davis	1962	153
Matt Kemp	2011	126
Adrián González	2014	116

Total Bases: (8)

Zack Wheat	1916	262
Hy Myers	1919	223
Pete Reiser	1941	299
Duke Snider	1949	343
Duke Snider	1953	370
Duke Snider	1954	378
Matt Kemp	2011	353
Cody Bellinger	2019	351
Trea Turner	2021	319

Stolen Bases: (17)

Jimmy Sheppard	1903	67**
Pete Reiser	1942	20
Arky Vaughan	1943	20
Pete Reiser	1946	34
Jackie Robinson	1947	29
Jackie Robinson	1949	37
Pee Wee Reese	1952	30
Maury Wills	1960	50
Maury Wills	1961	35
Maury Wills	1962	104
Maury Wills	1963	40
Maury Wills	1964	53
Maury Wills	1965	94
Davey Lopes	1975	77
Davey Lopes	1976	63
Dee Gordon	2014	64
Trea Turner	2021	32

Walks: (11)

Jack Fournier	1925	86
Dolph Camilli	1938	119
Dolph Camilli	1939	110
Augie Galan	1943	103
Augie Galan	1944	101
Eddie Stanky	1945	148
Eddie Stanky	1946	137
Pee Wee Reese	1947	104**
Duke Snider	1956	99
Jim Gilliam	1959	96
Brett Butler	1991	108

Slugging Percentage: (8)

Jimmy Sheppard	1901	.536
Harry Lumley	1906	.477
Zack Wheat	1916	.461
Hy Myers	1919	.436
Pete Reiser	1941	.558
Duke Snider	1953	.627
Duke Snider	1956	.598
Pedro Guerrero	1985	.577

Top Dodger Batting Duos And Trios

Home Runs:
Duos:

- 2001 (85) - Shawn Green (49), Gary Sheffield (36)
- 2019 (83) - Cody Bellinger (47), Joe Pederson (36)
- 2004 (76) - Adrian Beltre (48), Shawn Green (28)
- 2000 (74) - Gary Sheffield (43), Eric Karros (31)

Trios:

- 2001 (85) - Cody Bellinger (47), Joe Pederson (36), **Max Muncy (35)**
- 2001 (110) - Shawn Green(49), Gary Sheffield (36), Paul Lo Duca (25)
- 1997 (102) - Mike Piazza (40), Todd Zeile (31), Eric Karros (31)

Runs Batted In
Duos:

- 1962 (272) - Tommy Davis (153), Frank Howard (119)
- 1997 (228) - Mike Piazza (124), Eric Karros (104)
- 2001 (225) - Shawn Green (125), Gary Sheffield (100)
- 1977 (225) - Steve Garvey (115), Ron Cey (110)

Trios:

- 1962 (357) - Tommy Davis (153), Frank Howard (119), Willie Davis (85)
- 1997 (318) - Mike Piazza (124), Eric Karros (104), Todd Zeile (90)
- 1974 (318) - Steve Garvey (111), Jimmy Wynn (108), Ron Cey (97)

Dodger Single-Season National League Pitching Leaders

Wins: (19)	Saves: (14)	Earned Run Average: (18)
Burleigh Grimes 1921	22 Johnny Morrison 1929	8** Dazzy Vance 1924 2.16
Dazzy Vance 1924	28 Jack Quinn 1931	15 Dazzy Vance 1928 2.09
Dazzy Vance 1925	22 Jack Quinn 1932	8 Dazzy Vance 1930 2.61
Kirby Higbe 1941	22** Dutch Leonard 1935	8 Johnny Podres 1957 2.66
Whit Wyatt 1941	22** Hugh Casey 1942	13 Sandy Koufax 1962 2.54
Don Newcombe 1956	27 Les Webber 1943	10 Sandy Koufax 1963 1.88
Don Drysdale 1962	25 Hugh Casey 1947	18 Sandy Koufax 1964 1.74
Sandy Koufax 1963	25 Jim Hughes 1954	24 Sandy Koufax 1965 2.04
Sandy Koufax 1965	26 Clem Labine 1956	19 Sandy Koufax 1966 1.73
Sandy Koufax 1966	27 Clem Labine 1957	17 Don Sutton 1980 2.21
Andy Messersmith 1974	20 Phil Regan 1966	21 Alejandro Peña 1984 2.48
Fernando Valenzuela 1986	21** Mike Marshall 1974	21 Kevin Brown 2000 2.58
Orel Hershiser 1988	23 Todd Worrell 1996	44** Clayton Kershaw 2011 2.28
Brad Penny 2006	16** Eric Gagné 2003	55 Clayton Kershaw 2012 2.53
Derek Lowe 2006	16** Kenley Jansen 2017	41** Clayton Kershaw 2013 1.83
Clayton Kershaw 2011	21**	Clayton Kershaw 2014 1.77
Clayton Kershaw 2014	21	Zack Greinke 2015 1.66
Clayton Kershaw 2017	18	Clayton Kershaw 2017 2.31
Julio Urias 2021	20	Julio Urias 2022 2.16
Winning Percentage: (24)*	Shutouts: (32)	Strikeouts: (22)
Joe McGinnity 1900 .763 29-9	Nap Rucker 1912 6	Burleigh Grimes 1921 136
Burleigh Grimes 1920 .676 23-11	Clarence Mitchell 1921 3**	Dazzy Vance 1922 134
Freddie Fitzsimmons 1940 .889 16-2	Dazzy Vance 1922 5**	Dazzy Vance 1923 197
Larry French 1942 .789 15-4	Dazzy Vance 1925 4	Dazzy Vance 1924 262
Preacher Roe 1949 .714 15-6	Dazzy Vance 1928 4**	Dazzy Vance 1925 221
Preacher Roe 1951 .880 22-3	Dazzy Vance 1928 4**	Dazzy Vance 1926 140
Carl Erskine 1953 .769 20-6	Douglas Moweeny 1928 4**	Dazzy Vance 1927 184
Don Newcombe 1955 .800 20-5	Dazzy Vance 1930 4**	Dazzy Vance 1928 200
Don Newcombe 1956 .794 27-7	Van Lingle Mungo 1935 4**	Dazzy Vance 1936 238
Johnny Podres 1961 .783 18-5	Whit Wyatt 1940 5**	Van Lingle Mungo 1959 164**
Ron Perranoski 1963 .842 16-3	Whit Wyatt 1941 7	Don Drysdale 1959 242
Sandy Koufax 1964 .792 19-5	Don Newcombe 1949 5**	Don Drysdale 1960 246
Sandy Koufax 1965 .765 26-8	Johnny Podres 1957 6**	Sandy Koufax 1961 269
Phil Regan 1966 .933 14-1	Roger Craig 1959 4**	Sandy Koufax 1962 232
Tommy John 1973 .696 16-7	Don Drysdale 1959 4**	Don Drysdale 1963 306
Tommy John 1974 .813 13-3	Sandy Koufax 1963 11	Sandy Koufax 1965 382
Rick Rhoden 1976 .800 12-3	Sandy Koufax 1964 7	Sandy Koufax 1966 317
Orel Hershiser 1985 .864 19-3	Sandy Koufax 1966 5**	Fernando Valenzuela 1981 180
Brad Penny 2007 .800 16-4	Al Downing 1971 5**	Hideo Nomo 1995 236
Zack Greinke 2013 .789 15-4	Don Sutton 1972 9	Clayton Kershaw 2011 248
Clayton Kershaw 2014 .875 21-3	Andy Messersmith 1975 7	Clayton Kershaw 2013 232
Zack Greinke 2015 .864 19-3	Jerry Reuss 1980 6	Clayton Kershaw 2015 301
Alex Wood 2017 .842 16-3	Fernando Valenzuela 1981 8	
Julio Urias 2021 .870 20-3	Orel Hershiser 1984 4**	
Tony Gonsolin 2022 .941 16-1	Alejandro Peña 1984 4**	*Among Pitchers With 15-Plus Decisions
	Bob Welch 1987 4**	**Tied For League Lead
	Orel Hershiser 1988 8	All NL Champions Since 1900
	Tim Belcher 1989 8	
	Mike Morgan 1990 4**	
	Ramon Martinez 1994 3**	
	Hideo Nomo 1995 3**	
	Clayton Kershaw 2013 2**	
	Clayton Kershaw 2015 3**	
	Clayton Kershaw 2016 3	

Top Dodger Pitching Duos And Trios

Strikeouts

Duos:

1965 (592) - Sandy Koufax (382), Don Drysdale (210)
 1963 (657) - Sandy Koufax (306), Don Drysdale (251)
 1966 (626) - Sandy Koufax (317), Don Sutton (209)

Trios:

1965 (764) - Sandy Koufax (382), Don Drysdale (210),
 Claude Osteen (162)
 1966 (703) - Sandy Koufax (317), Don Sutton (209),
 Don Drysdale (177)
 1963 (691) - Sandy Koufax (306), Don Drysdale (251),
 Johnny Podres (134)

Brooklyn/Los Angeles All-Stars

1933: Max Carey, Cch.; Tony Cucinello, 2B
1934: Casey Stengel, Cch.; Al Lopez, C; Van Lingle Mungo, P
1936: Van Lingle Mungo, P
1937: Van Lingle Mungo, P
1938: Leo Durocher, SS; Cookie Lavagetto, 3B; Babe Phelps, C (Phelps Was Selected But Was Replaced By Harry Danning OF New York)
1939: Dolph Camilli, 1B; Cookie Lavagetto, 3B; Babe Phelps, C; Whit Wyatt, P
1940: Pete Coscarart, 2B; Leo Durocher, SS; Cookie Lavagetto, 3B; Joe Medwick, OF; Babe Phelps, C; Whit Wyatt, P
1941: Dolph Camilli, 1B (Camilli Was Selected But Was Replaced By Frank McCormick OF Cincinnati); Billy Herman, 2B; Cookie Lavagetto, 3B; Joe Medwick, OF (Medwick Replaced Hank Leiber OF Chicago); Mickey Owen, C; Pete Reiser, OF; Whit Wyatt, P
1942: Leo Durocher, Mgr.; Billy Herman, 2B; Joe Medwick, OF; Mickey Owen, C; Pee Wee Reese, SS; Pete Reiser, OF; Arky Vaughan, 3B; Whit Wyatt, P
1943: Augie Galan, OF; Billy Herman, 2B; Mickey Owen, C; Dixie Walker, OF
1944: Augie Galan, OF; Mickey Owen, C; Dixie Walker, OF
1945: Goody Rosen OF
1946: Kirby Higbe, P; Pee Wee Reese, SS (Reese Was Selected But Was Replaced By Frank McCormick OF Philadelphia); Pete Reiser, OF; Dixie Walker, OF
1947: Ralph Branca, P; Bruce Edwards, C; Pee Wee Reese, SS (Reese Replaced Eddie Miller OF Cincinnati); Eddie Stanky, 2B; Dixie Walker, OF
1948: Leo Durocher, Mgr.; Ralph Branca, P; Pee Wee Reese, SS
1949: Burt Shotton, Cch.; Ralph Branca, P; Roy Campanella, C; Gil Hodges, 1B; Don Newcombe, P; Pee Wee Reese, SS; Jackie Robinson, 2B; Preacher Roe, P
1950: Burt Shotton, Mgr.; Roy Campanella, C; Gil Hodges, 1B; Don Newcombe, P; Pee Wee Reese, SS; Jackie Robinson, 2B; Preacher Roe, P; Duke Snider, OF
1951: Roy Campanella, C; Gil Hodges, 1B; Don Newcombe, P; Pee Wee Reese, SS; Jackie Robinson, 2B; Preacher Roe, P; Duke Snider, OF
1952: Roy Campanella, C; Carl Furillo, OF; Gil Hodges, 1B; Pee Wee Reese, SS; Jackie Robinson, 2B; Preacher Roe, P (Roe Was Selected But Was Replaced By Jim Hearn OF New York); Duke Snider, OF
1953: Charles Dressen, Mgr.; Roy Campanella, C; Carl Furillo, OF; Gil Hodges, 1B; Pee Wee Reese, SS; Jackie Robinson, 3B; Duke Snider, OF
1954: Walter Alston, Mgr.; Roy Campanella, C; Carl Erskine, P; Gil Hodges, 1B; Pee Wee Reese, SS; Jackie Robinson, OF; Duke Snider, OF
1955: Roy Campanella, C (Campanella Was Selected But Was Replaced By Stan Lopata OF Philadelphia); Gil Hodges, 1B; Don Newcombe, P; Duke Snider, OF
1956: Walter Alston, Mgr.; Roy Campanella, C; Jim Gilliam, 2B; Clem Labine, P; Duke Snider, OF
1957: Walter Alston, Mgr.; Gino Cimoli, OF; Gil Hodges, 1B; Clem Labine, P
1958: Johnny Podres, P; John Roseboro, C
1959: (Game 1) Don Drysdale, P; Wally Moon, OF (Game 2) Don Drysdale, P; Jim Gilliam, 3B; Wally Moon, OF; Charlie Neal, 2B
1960: (Game 1 And 2) Walter Alston, Mgr.; Norm Larker, 1B; Charlie Neal, 2B; Johnny Podres, P;

Stan Williams, P
1961: (Game 1) Sandy Koufax, P; John Roseboro, C; Maury Wills, SS (Game 2) Don Drysdale, P; Sandy Koufax, P; John Roseboro, C; Maury Wills, SS
1962: (Game 1) Tommy Davis, OF; Don Drysdale, P; Sandy Koufax, P; John Roseboro, C; Maury Wills, SS (Game 2) Tommy Davis, OF; Johnny Podres, P; John Roseboro, C; Maury Wills, SS
1963: Tommy Davis, OF; Don Drysdale, P; Sandy Koufax, P; Maury Wills, SS
1964: Walter Alston, Mgr.; Don Drysdale, P; Sandy Koufax, P
1965: Don Drysdale, P; Sandy Koufax, P; Maury Wills, SS
1966: Walter Alston, Mgr.; Sandy Koufax, P; Jim Lefebvre, 2B; Phil Regan, P; **Maury Wills, SS**
1967: Walter Alston, Mgr.; Don Drysdale, P; Claude Osteen, P
1968: Don Drysdale, P; Tom Haller, C
1969: Bill Singer, P
1970: Bill Grabarkewitz, SS; Claude Osteen, P
1971: Walter Alston, Cch.; Willie Davis, OF
1972: Don Sutton, P
1973: Jim Brewer, P; Willie Davis, OF; Manny Mota, OF; Claude Osteen, P; Bill Russell, SS (Russell Replaced Dave Concepcion OF Cincinnati); **Don Sutton, P**
1974: **Ron Cey, 3B; Steve Garvey, 1B;** Mike Marshall, P; Andy Messersmith, P; **Jimmy Wynn, OF**
1975: Walter Alston, Mgr.; **Ron Cey, 3B; Steve Garvey, 1B;** Mike Marshall, P; Andy Messersmith, P; Don Sutton, P; **Jimmy Wynn, OF**
1976: Ron Cey, 3B; Steve Garvey, 1B; Rick Rhoden, P; Bill Russell, SS
1977: Tommy Lasorda, Cch.; Ron Cey, 3B; Steve Garvey, 1B; Don Sutton, P; Reggie Smith, OF
1978: Tommy Lasorda, Mgr.; Ron Cey, 3B; **Steve Garvey, 1B;** Tommy John, P; Davey Lopes, 2B; **Rick Monday, OF;** Reggie Smith, OF
1979: Tommy Lasorda, Mgr.; Ron Cey, 3B; **Steve Garvey, 1B; Davey Lopes, 2B**
1980: **Steve Garvey, 1B; Davey Lopes, 2B;** Jerry Reuss, P; **Bill Russell, SS; Reggie Smith, OF;** Bob Welch, P
1981: Dusty Baker, OF; Steve Garvey, 1B; Pedro Guerrero, OF; Burt Hooton, P; **Davey Lopes, 2B;** Fernando Valenzuela, P
1982: Tommy Lasorda, Mgr.; Dusty Baker, OF; Steve Howe, P; Steve Sax, 2B; Fernando Valenzuela, P
1983: Tommy Lasorda, Cch.; Pedro Guerrero, 3B; **Steve Sax, 2B;** Fernando Valenzuela, P
1984: Tommy Lasorda, Cch.; Mike Marshall, OF; Fernando Valenzuela, P
1985: Pedro Guerrero, OF; Fernando Valenzuela, P
1986: Tommy Lasorda, Cch.; Steve Sax, 2B; Fernando Valenzuela, P
1987: Pedro Guerrero, 3B; Orel Hershiser, P
1988: Orel Hershiser, P
1989: Tommy Lasorda, Mgr.; Orel Hershiser, P; Jay Howell, P; Willie Randolph, 2B; Mike Scioscia, C
1990: Ramon Martinez, P; Mike Scioscia, C
1991: Brett Butler, OF; Ramon Martinez, P; Mike Morgan, P; Eddie Murray, 1B; Juan Samuel, 2B; **Darryl Strawberry, OF**
1992: Mike Sharperson, 3B
1993: Mike Piazza, C; Tommy Lasorda, Cch.
1994: **Mike Piazza, C**
1995: Raul Mondesi, OF; Hideo Nomo, P; Jose Offerman, SS; **Mike Piazza, C;** Todd Worrell, P
1996: **Mike Piazza, C;** Todd Worrell, P

1997: Mike Piazza, C
1998: Gary Sheffield, OF; Jeff Shaw, P
1999: Gary Sheffield, OF
2000: Kevin Brown, P; Gary Sheffield, OF
2001: Chan Ho Park, P; Jeff Shaw, P
2002: Eric Gagné, P; Shawn Green, OF; Ocdalis Perez, P; Jim Tracy, Cch.
2003: Kevin Brown, P; Eric Gagné, P; Paul Lo Duca, C
2004: Eric Gagné, P; Paul Lo Duca, C
2005: **Jeff Kent, 2B,** Cesar Izturis, SS
2006: Brad Penny, P; Nomar Garciaparra, 1B (Final Vote)
2007: **Russell Martin, C;** Brad Penny, P; Takashi Saito, P
2008: Russell Martin, C
2009: Chad Billingsley, P; Jonathan Broxton, P; Orlando Hudson, 2B; Joe Torre, Cch.
2010: **Andre Ethier, OF;** Jonathan Broxton, P; Rafael Furcal, SS; Hong-Chih Kuo, P
2011: **Matt Kemp, OF;** Andre Ethier, OF; Clayton Kershaw, P
2012: **Matt Kemp, OF;** Clayton Kershaw, P
2013: Clayton Kershaw, P
2014: Clayton Kershaw, P; Zack Greinke, P; Dee Gordon, 2B; **Yasiel Puig, OF**
2015: Clayton Kershaw, P; Zack Greinke, P; Adrian Gonzalez, 1B; Yasmani Grandal, C; Joc Pederson, OF
2016: Clayton Kershaw, P; Kenley Jansen, P; Corey Seager, SS;
2017: Clayton Kershaw, P; Kenley Jansen, P; Alex Wood, P; Cody Bellinger, 1B; Corey Seager, SS; Justin Turner, 3B (Final Vote)
2018: Kenley Jansen, P; **Matt Kemp, OF;** Ross Stripling, P;
2019: Hyun-Jin Ryu, P; Clayton Kershaw, P; Walker Buehler, P; Max Muncy, IF; **Cody Bellinger, OF**
2021: Walker Buehler, P; Mookie Betts, OF; Chris Taylor, IF/OF; Justin Turner, 3B; Max Muncy, 1B
2022: Mookie Betts, OF; Trea Turner, SS; Freddie Freeman, 1B; Tyler Anderson, P; Clayton Kershaw, P; Tony Gonsolin, P
2023: Mookie Betts, OF; Freddie Freeman, 1B, JD Martinez, DH; Will Smith, C; Clayton Kershaw, P
Bold Indicates Winner Of Fan Balloting.

All-Star Game MVP (5)

Maury Wills (Game 1)	1962
Steve Garvey	1974
Don Sutton	1977
Steve Garvey	1978
Mike Piazza	1996

Dodger All-Star Home Runs (11)

Batter	Year	In.	MOB
Mickey Owen	1942	8	0
Gil Hodges	1951	6	1
Jackie Robinson	1952	1	0
Jim Gilliam	1959	7	0
John Roseboro	1962	9	0
Willie Davis	1973	6	1
Steve Garvey	1975	2	0
Jimmy Wynn	1975	2	0
Steve Garvey	1977	3	0
Mike Piazza	1995	7	0
Mike Piazza	1996	2	0

The Sporting News Awards

NL Most Valuable Player

Dolph Camilli 1941

NL Player Of The Year

Roy Campanella 1953
 Duke Snider 1955
 Maury Wills 1962

NL Pitcher Of The Year

Preacher Roe 1951
 Don Newcombe 1956
 Don Drysdale 1962
 Sandy Koufax 1963
 Sandy Koufax 1964
 Sandy Koufax 1965
 Sandy Koufax 1966
 Mike Marshall 1974
 Fernando Valenzuela 1981
 Orel Hershiser 1988
 Eric Gagné 2003
Clayton Kershaw 2011
Clayton Kershaw 2013
Clayton Kershaw 2014
 Zack Greinke 2015

NL Reliever Of The Year

Phil Regan 1966
 Phil Regan 1968
 Mike Marshall 1974
 Eric Gagné 2003
 Eric Gagné 2004
 Kenley Jansen 2016
 Kenley Jansen 2017

NL Rookie Of The Year

Jackie Robinson 1947
 Don Newcombe 1949
 Joe Black 1952
 Jim Gilliam 1953
 Frank Howard 1960
 Eric Karros 1992
 Mike Piazza 1993
 Raul Mondesi 1994
 Corey Seager 2016
 Cody Bellinger 2017

NL Rookie Pitcher Of The Year

Don Sutton 1966
 Rick Sutcliffe 1979
 Fernando Valenzuela 1981
 Tim Lincecum 1988
 Hideo Nomo 1995

Major League Player Of The Year

Duke Snider 1955
 Maury Wills And Don Drysdale 1962
 Sandy Koufax 1963
 Sandy Koufax 1965
 Fernando Valenzuela 1981
 Orel Hershiser 1988
Clayton Kershaw 2014

Major League Manager Of The Year

Leo Durocher 1939
 Walter Alston 1955
 Walter Alston 1959
 Walter Alston 1963

NL Manager Of The Year

Dave Roberts 2016

Major League Executive Of The Year

Larry Macphail 1939
 Branch Rickey 1947
 Walter O Malley 1955
 Buzzie Bavasi 1959
 Fred Claire 1988

Major League All-Star Teams

Dazzy Vance, Pitcher 1925
 Lefty O Doul, Outfield 1932
 Dolph Camilli, 1st Base 1941
 Pete Reiser, Outfield 1941
 Whit Wyatt, Pitcher 1941
 Mickey Owen, Catcher 1942
 Billy Herman, 2nd Base 1943
 Dixie Walker, Outfield 1944
 Goody Rosen, Outfield 1945
 Ralph Branca, Pitcher 1947
 Jackie Robinson, 2nd Base 1949
 Roy Campanella, Catcher 1949
 Jackie Robinson, 2nd Base 1950
 Jackie Robinson, 2nd Base 1951
 Roy Campanella, Catcher 1951
 Preacher Roe, Pitcher 1951
 Jackie Robinson, 2nd Base 1952
 Pee Wee Reese, Shortstop 1953
 Duke Snider, Outfield 1953
 Carl Furillo, Outfield 1953
 Roy Campanella, Catcher 1953
 Duke Snider, Outfield 1954
 Duke Snider, Outfield 1955
 Roy Campanella, Catcher 1955
 Don Newcombe, Pitcher 1955
 Don Newcombe, Pitcher 1956

National League All-Star*

Maury Wills, Shortstop 1961
 Maury Wills, Shortstop 1962
 Tommy Davis, Outfield 1962
 Don Drysdale, Pitcher 1962
 Jim Gilliam, 2nd Base 1963
 Tommy Davis, Outfield 1963
 Sandy Koufax, Pitcher 1963
 Sandy Koufax, Pitcher 1964
 Maury Wills, Shortstop 1965
 Sandy Koufax, Pitcher 1965
 Sandy Koufax, Pitcher 1966
 Willie Davis, Outfield 1971
 Bill Russell, Shortstop 1973
 Steve Garvey, 1st Base 1974
 Jimmy Wynn, Outfield 1974
 Andy Messersmith, Pitcher 1974

Steve Garvey, 1st Base 1975
 Don Sutton, Pitcher 1976
 Steve Garvey, 1st Base 1977
 Steve Garvey, 1st Base 1978
 Davey Lopes, 2nd Base 1978
 Davey Lopes, 2nd Base 1979
 Dusty Baker, Outfield 1980
 Pedro Guerrero, Outfield 1981
 Fernando Valenzuela, Pitcher 1981
 Pedro Guerrero, Outfield 1982
 Steve Sax, 2nd Base 1986
 Fernando Valenzuela, Pitcher 1986
 Orel Hershiser, Pitcher 1988
 Eddie Murray, 1st Base 1990
 Mike Scioscia, Catcher 1990
 Mike Piazza, Catcher 1993
 Mike Piazza, Catcher 1994
 Mike Piazza, Catcher 1995
 Eric Karros, First Base 1995
 Mike Piazza, Catcher 1996
 Mike Piazza, Catcher 1997
 Eric Gagné , Pitcher 2003
 Russell Martin, Catcher 2007
 Matt Kemp, Outfield 2009
 Matt Kemp, Outfield 2011
Clayton Kershaw, Pitcher 2011
Clayton Kershaw, Pitcher 2013
Clayton Kershaw, Pitcher 2014
 Dee Gordon, 2nd Base 2014
 Zack Greinke, Pitcher 2015
 Kenley Jansen, Pitcher 2016
 Corey Seager, Shortstop 2016
 Kenley Jansen, Pitcher 2017
 Corey Seager, Shortstop 2017
Will Smith, Catcher 2021
 Max Scherzer, Pitcher 2021
Mookie Betts, Outfielder 2022
 Trea Turner, Shortstop 2022
Will Smith, Catcher 2023
Mookie Betts, Outfield 2023
Freddie Freeman, 1st Base 2023

*An NL and AL team were selected beginning in 1961.

Major League Baseball Awards

NL Pitcher Of The Month

Don Sutton	April 1975
Don Sutton	May 1975
Burt Hooton	August 1975
Burt Hooton	September 1975
Don Sutton	September 1976
Jerry Reuss	June 1980
Fernando Valenzuela	April 1981
Steve Howe	June 1982
Burt Hooton	June 1983
Rick Honeycutt	April 1984
Orel Hershiser	July 1984
Fernando Valenzuela	April 1985
Fernando Valenzuela	July 1985
Orel Hershiser	June 1987
Orel Hershiser	April 1988
Orel Hershiser	September 1988
Tim Lincecum	September 1989
Ramon Martinez	June 1990
Hideo Nomo	June 1995
Hideo Nomo	September 1996
Chan Ho Park	July 1998
Eric Gagne	June 2002
Kevin Brown	May 2003
Derek Lowe	August 2006
Clayton Kershaw	July 2011
Clayton Kershaw	July 2013
Zack Greinke	August 2013
Clayton Kershaw	June 2014
Clayton Kershaw	July 2015
Clayton Kershaw	July 2015
Alex Wood	May 2017
Rich Hill	July 2017
Hyun-Jin Ryu	May 2019
Walker Buehler	July 2021
Clayton Kershaw	April 2023

NL Rookie Player Of The Month

James Loney	September 2007
Blake Dewitt	May 2008
Dee Gordon	September 2011
Yasiel Puig	June 2013
Alex Guerrero	April 2015
Corey Seager	June 2016
Cody Bellinger	May 2017
Cody Bellinger	June 2017
James Outman	April 2023
James Outman	August 2023

NL Player Of The Month

Don Drysdale	July 1959
Don Drysdale	July 1960
Sandy Koufax	June 1962
Frank Howard	July 1962
Don Drysdale	May 1968
Willie Davis	August 1969
Bill Singer	July 1970
Don Sutton	April 1972
Willie Crawford	May 1973
Tommy John	April 1974
Steve Garvey	September 1976
Ron Cey	April 1977
Rick Monday	April 1978
Dusty Baker	June 1980
Dusty Baker	July 1983
Pedro Guerrero	June 1985
Steve Sax	September 1986
Kal Daniels	September 1990
Brett Butler	July 1992
Mike Piazza*	May 1994
Mike Piazza	August 1995
Mike Piazza	July 1997
Mike Piazza	August 1997
Brian Jordan	September 2002
Adrian Beltre	September 2004
Manny Ramirez	August 2008
Matt Kemp	April 2012
Yasiel Puig	June 2013
Yasiel Puig	May 2014
Matt Kemp	September 2014

Adrian Gonzalez	April 2015
Justin Turner	August 2018
Cody Bellinger	April 2019
Freddie Freeman	May 2022
Mookie Betts	August 2023

NL Player Of The Week

Ron Cey	May 14-20, 1973
Willie Crawford	May 21-27, 1973
Willie Davis	July 9-15, 1973
Tommy John*	April 22-28, 1974
Jimmy Wynn	May 6-12, 1974
Mike Marshall	June 13-23, 1974
Davey Lopes	Aug. 19-25, 1974
Andy Messersmith	Sept. 16-22, 1974
Burt Hooton	Aug. 4-10, 1975
And Don Sutton	
Andy Messersmith	Sept. 8-14, 1975
Steve Garvey	May 17-23, 1976
Reggie Smith	July 6-11, 1976
Doug Rau	July 19-25, 1976
Don Sutton	Sept. 20-26, 1976
Ron Cey	April 18-24, 1977
Steve Garvey	June 20-26, 1977
Tommy John	Aug. 8-14, 1977
Rick Monday	April 17-23, 1978
Steve Garvey	Aug. 14-20, 1978
Dusty Baker	May 22-28, 1979
Manny Mota	Aug. 27-Sept. 3, 1979
Don Sutton	April 21-27, 1980
Bob Welch	May 12-18, 1980
Jerry Reuss	June 23-29, 1980
F. Valenzuela	April 6-12, 1981
Ron Cey	May 11-17, 1981
F. Valenzuela	Aug. 31-Sept. 6, 1981
Jerry Reuss	June 14-20, 1982
Pedro Guerrero*	Aug. 23-29, 1982
Dusty Baker	Sept. 6-12, 1982
Dusty Baker	July 11-17, 1983
Mike Marshall	Sept. 5-11, 1983
Candy Maldonado	April 16-22, 1984
Orel Hershiser	July 9-15, 1984
Pedro Guerrero	June 10-16, 1985
Pedro Guerrero	July 22-28, 1985
Mike Marshall	Sept. 9-15, 1985
F. Valenzuela	April 28-May 4, 1986
F. Valenzuela	May 19-25, 1986
Franklin Stubbs	July 14-20, 1986
Orel Hershiser	July 28-Aug. 3, 1986
Orel Hershiser	June 8-14, 1987
Alejandro Peña	Sept. 28-Oct. 4, 1987
Kal Daniels	April 4-10, 1988
Tim Learny	July 28-34, 1988
Orel Hershiser	Sept. 26-Oct. 2, 1988
Jose Gonzalez	June 26-July 2, 1989
Jay Howell	July 31-Aug. 6, 1989
Tim Lincecum	Aug. 21-27, 1989
Darryl Strawberry	June 4-10, 1990
F. Valenzuela	June 25-July 1, 1990
Mike Morgan	June 17-23, 1991
Darryl Strawberry	Aug. 19-25, 1991
Tom Candiotti	April 13-19, 1992
Brett Butler	July 20-26, 1992
Eric Karros	July 27-Aug. 2, 1992
Kevin Gross	July 20-26, 1992
Mike Piazza	April 26-May 2, 1993
Mike Piazza	July 14-20, 1993
Mike Piazza	Sept.-Oct. 3, 1993
Mike Piazza	May 16-22, 1994
Raul Mondesi	April 25-30, 1995
Mike Piazza	May 1-7, 1995
Hideo Nomo	June 19-25, 1995
Ramon Martinez	July 10-16, 1995
Eric Karros	July 24-30, 1995
Eric Karros	Aug. 7-13, 1995
Mike Piazza	Aug. 21-27, 1995
Hideo Nomo	April 8-14, 1996
Hideo Nomo	Sept. 16-22, 1996
Mike Piazza	Aug. 25-31, 1997
Mike Piazza	April 6-12, 1998
Mike Piazza	April 20-26, 1998
Raul Mondesi	June 29-July 5, 1998
Raul Mondesi	April 6-11, 1999
Eric Karros	Sept. 20-26, 1999
Gary Sheffield	June 12-18, 2000
Gary Sheffield	July 9-16, 2000
Adrian Beltre	Aug. 21-27, 2000
Chan Ho Park	Sept. 18-24, 2000
Gary Sheffield	April 9-15, 2001
Odalis Perez	April 15-21, 2002
Shawn Green	May 20-26, 2002
Eric Gagne	Aug. 4-10, 2003
Steve Finley	Sept. 6-12, 2004

Nomar Garciaparra*	May 8-14, 2006
Andre Ethier	July 3-9, 2006
Matt Kemp	April 28-May 4, 2008
Andre Ethier	Sept. 1-7, 2008
Andre Ethier	April 13-19, 2009
Andre Ethier	July 20-26, 2009
Rafael Furcal	June 28-July 4, 2010
Clayton Kershaw	June 20-26, 2011
Matt Kemp	Sept. 19-25, 2011
Matt Kemp	April 4-8, 2012
Matt Kemp	April 9-15, 2012
Clayton Kershaw	May 14-20, 2012
Clayton Kershaw	April 1-7, 2013
Yasiel Puig	June 3-9, 2013
Yasiel Puig*	May 12-18, 2014
Josh Beckett*	May 19-25, 2014
Clayton Kershaw	June 16-22, 2014
Matt Kemp	July 28-Aug. 3, 2014
Clayton Kershaw	Sept. 8-14, 2014
Adrian Gonzalez	April 6-12, 2015
Clayton Kershaw	June 1-7, 2015
Clayton Kershaw	July 13-19, 2015
Zack Greinke	July 13-19, 2015
Cody Bellinger	May 1-7, 2017
Alex Wood	May 8-14, 2017
Cody Bellinger	June 19-25, 2017
Clayton Kershaw	July 3-9, 2017
Matt Kemp	May 28-June 3, 2018
Yasiel Puig	Sept. 10-16, 2018
Cody Bellinger	April 1-7, 2019
Hyun-Jin Ryu	May 6-12, 2019
Corey Seager	Sept. 16-22, 2019
AJ Pollock	July 5-11, 2021
Chris Taylor	July 19-25, 2021
Max Scherzer	Sept. 6-12, 2021
Trea Turner	Sept. 27 - Oct. 3, 2021
Cody Bellinger	April 18-24, 2022
Freddie Freeman	June 20-26, 2022
Freddie Freeman	July 11-17, 2022
Mookie Betts	August 22-28, 2022
Freddie Freeman	Sept. 5-11, 2022
Max Muncy	April 17-23, 2023
Freddie Freeman	July 31-August 6, 2023
Mookie Betts	August 21-27, 2023
J.D. Martinez	Sept. 18-24, 2023
*Co-Winner	

MLB Clutch Player Of The Year

Andre Ethier	2009
--------------	------

Hank Aaron Award (Best Hitter In The NL)

Matt Kemp	2011
-----------	------

Rolindis Relief Man Of The Year

Eric Gagne	2003
Eric Gagne	2004

Trevor Hoffman NL Reliever Of The Year

Kenley Jansen	2016
Kenley Jansen	2017

Baseball Digest Rookie All-Stars (1971-04)

Ron Cey	1973
Davey Lopes	1973
Rick Sutcliffe	1979
Steve Howe	1980
Fernando Valenzuela	1981
Dave Stewart	1981
Steve Sax	1982
Tim Lincecum	1988
Eric Karros	1992
Pedro Martinez	1993
Mike Piazza	1993
Raul Mondesi	1994
Hideo Nomo	1995
Todd Hollandsworth	1996
Kazuhisa Ishii	2002

Mel Ott Award (NL HR Leader)

Adrian Beltre	2004
Matt Kemp	2011

NL Rookie Pitcher Of The Month

Kazuhisa Ishii	April 2002
----------------	------------

H I S T O R Y A N D R E C O R D S

Brooklyn And Los Angeles All-Time Roster

A

Aase, Don	1990
Abbey, Bert	1895-96
Abrams, Cal	1949-52
Abreu, Bobby	2012
Abreu, Tony	2007-09
Adams, Terry	2000-01
Aderholt, Morrie	1944-45
Agnirre, Hank	1968
Ainsmith, Eddie	1923
Aitchison, Raleigh	1911-14-15
Alberto, Hanser	2022
Albosta, Ed	1941
Alocaraz, Luis	1967-68
Alexander, Doyle	1971
Alexander, Scott	2018-2021
Allen, Dick	1971
Allen, Frank	1912-14
Allen, Horace	1919
Allen, Johnny	1941-43
Allen, Luke	2002
Almada, Mel	1939
Almonte, Yency	2022-23
Alomar Jr, Sandy	2006
Alperman, Whitey J.	1906-09
Alvarez, Eddy	2022
Alvarez, Orlando	1973-75
Alvarez, Victor	2002-03
Alvarez, Wilson	2003-05
Amelung, Ed	1984, 86
Amoros, Sandy	1952, 54-57, 59-60
Anderson, Brett	2015-16
Anderson, Dave	1983-89, 92
Anderson, Ferrell	1946
Anderson, John	1894-99
Anderson, Garret	2010
Anderson, Marlon	2006-07
Anderson, Tyler	2022
Andrews, Stan	1944-45
Ankenman, Pat	1943-44
Anthony, Eric	1997
Antonello, Bill	1963
Appleton, Ed	1915-16
Archer, Jimmy	1918
Ardoin, Danny	2008
Arnold, Jamie	1999-00
Arruebarrena, Erisbel	2014
Ashby, Andy	2001-03
Ashley, Billy	1992-97
Aspromonte, Bob	1956, 60-61
Astacio, Pedro	1992-97
Auerbach, Rick	1974-76
Ausmus, Brad	2009-10
Aven, Bruce	2000-01
Avilan, Luis	2015-17
Axford, John	2018
Aybar, Willy	2005-06

B

Babb, Charlie	1904-05
Babich, Johnny	1934-35
Baez, Dany's	2006
Báez, Pedro	2014-20
Bailey, Bob	1967-68
Bailey, Gene	1923-24
Bailey, Sweetbreads	1921
Bailor, Bob	1984-85
Baird, Doug	1919-20
Baker, Dusty	1976-83
Baker, Scott	2015
Baker, Tom	1935-37
Bako, Paul	2005
Baldwin, James	2001
Baldwin, Lady	1890
Bancroft, Dave	1928-29
Bankhead, Dan	1947, 50-51
Banks, Willie	1995
Banta, Jack	1947-50
Barajas, Rod	2010-11
Barber, Turner	1923
Barbieri, Jim	1966
Barger, Cy	1910-12
Barkley, Red	1943

Barnes, Austin	2015-
Barnes, Brian	1994
Barnes, Jesse	1926-27
Barnes, Larry	2003
Barney, Darwin	2014-15
Barney, Rex	1943, 46-50
Barr, Bob	1935
Barrett, Bob	1925, 27
Barrios, Manuel	1998
Bartley, Boyd	1943
Bashang, Al	1918
Basinski, Eddie	1944-45
Batch, Emil	1904-07
Bauer, Trevor	2021-2022
Baxes, Jim	1959
Baxter, Mike	2014
Beachy, Brandon	2015
Bean, Billy	1989
Beaty, Matt	2019-21
Beck, Boom-Boom	1933-34
Beck, Erve	1899
Beckett, Josh	2012-14
Beckwith, Joe	1979-83, 86
Behrman, Hank	1946-48
Beimel, Joe	2006-08
Beirne, Kevin	2002
Belanger, Mark	1982
Belardi, Wayne	1950-51, 53-54
Belcher, Tim	1987-91
Belisario, Ronald	2009-13
Bell, George	1907-11
Belliard, Ronnie	2009-10
Bellingier, Cody	2017-22
Beltre, Adrian	1998-2004
Benge, Ray	1933-35
Bennett, Gary	2008
Benzinger, Tod	1992
Berg, Moe	1923
Bergen, Bill	1904-11
Bernadina, Roger	2014
Berres, Ray	1934, 38
Berroa, Angel	2008
Berrea, Geronimo	2000
Bertom, Wilson	2008-07

Betts, Mookie	2020-
Bessent, Don	1955-58
Bickford, Phil	2021-23
Bilko, Steve	1958
Billingham, Jack	1968
Billingsley, Chad	2006-14
Birkofer, Ralph	1937
Birrer, Babe	1958
Bissonette, Del	1928-31, 33
Black, Joe	1952-55
Blake, Casey	2008-11
Blanco, Henry	1997-98
Blanton, Joe	2012, 2016
Blethen, Clarence	1929
Blowers, Mike	1996
Blue, Lu	1933

Bocachica, Hiram	2000-02
Bochtler, Doug	1999
Boehler, George	1926
Bogar, Tim	2001
Bohanon, Brian	1998
Bohne, Sammy	1926
Bolling, John	1944
Bolsinger, Mike	2015-16
Bonilla, Bobby	1998
Bonner, Frank	1896
Boone, Ike	1930-32
Borbon, Pedro	1999
Bordagaray, Frenchy	1935-36, 42-45
Borkowski, Bob	1955
Bournigal, Rafael	1992-95
Boyer, Ken	1968-69
Boyle, Buzz	1933-35
Brack, Gib	1937-38
Bradley, Mark	1981-82
Bradley, Milton	2004-05
Bradshaw, Joe	1929
Bragan, Bobby	1943-44, 47-48
Branca, Ralph	1944-53, 56
Brandt, Ed	1936

Branson, Jeff	2000-01
Brasier, Ryan	2023
Brazoban, Yhency	2004-08
Bream, Sid	1983-85
Breeding, Marv	1963
Brennan, Tom	1985
Brennan, William	1988
Bressler, Rube	1928-31
Brett, Ken	1979
Brewer, Jim	1964-75
Brewer, Tony	1984
Bridges, Rocky	1951-52
Brock, Greg	1982-86
Broderick, Matt	1903
Brohawn, Troy	2003
Brooks, Hubie	1990
Brooks, Jerry	1993
Brouthers, Dan	1892-93
Brown, Eddie	1924-25
Brown, Elmer	1913-15
Brown, John	1897
Brown, Kevin	1999-2003
Brown, Lindsay	1937
Brown, Lloyd	1925
Brown, Mace	1941
Brown, Tommy	1944-45, 47-51
Browne, George	1911
Browning, Pete	1894
Broxton, Jonathan	2005-11
Brubaker, Bruce	1967
Bruhli, Justin	2021-23
Brumfield, Jacob	1999
Brunson, Will	1998
Bruske, Jim	1995-96, 98
Bryant, Ralph	1985-87
Bucher, Jim	1934-37
Buckner, Bill	1993-76

Buehler, Walker

2017-	
Buker, Cy	1945
Bunning, Jim	1969
Burch, Al	1907-11
Burdock, Jack	1891
Burk, Sandy	1910-12
Burke, Glenn	1976-78
Burnitz, Jeromy	2003
Burns, Andy	2021
Burns, Oyster	1890-95
Burrell, Buster	1895-97
Burright, Larry	1962
Busch, Michael	2023
Busch, Mike	1995-97
Bushong, Doc	1890
Buss, Nick	2013
Butcher, Max	1936-38
Butera, Drew	2013-14
Butler, Brett	1991-97
Butler, John	1906-07
Butler, Johnny	1926-27

C

Cabell, Enos	1985-86
Cadore, Leon	1915-23
Cabrera, Jolbert	2002-03
Caldwell, Bruce	1932
Callahan, Leo	1913
Callaspo, Alberto	2015
Calmus, Dick	1963
Camilli, Dolph	1938-43
Camilli, Doug	1960-64
Campanella, Roy	1948-57
Campanis, Alex	1943
Campanis, Jim	1966-68
Campbell, Gilly	1938
Canavan, Jimmy	1897
Candelaria, John	1991-92
Candiotti, Tom	1992-97
Cannizzaro, Chris	1972-73
Cantrell, Guy	1925-27
Cantwell, Ben	1937
Capuano, Chris	2012-13
Carey, Andy	1962
Carey, Max	1926-29
Carleton, Tex	1940
Carlyle, Buddy	2005
Carrara, Giovanni	2001-02, 04-06

Carroll, Jamey	2010-11
Carrill, Ownie	1933-34
Carsey, Kid	1901
Carter, Gary	1991
Carter, Lance	2006
Caruthers, Bob	1890-91
Casey, Doc	1899-1900, 06-07
Casey, Hugh	1939-42, 46-48
Cassidy, Pete	1899
Castellanos, Alex	2012-13
Castillo, Bobby	1977-81, 85
Castillo, Fabio	2017
Castro, Juan	1995-99, 2009-11
Catterson, Tom	1908-09
Cedeno, Cesar	1986
Cedeno, Roger	1995-98
Cey, Ron	1971-82
Chandler, Ed	1947
Chapman, Ben	1944-45
Chapman, Glenn	1934
Chargois, JT	2018-2019
Chavez, Jesse	2016
Checo, Robinson	1999
Chen, Chin-Feng	2002-05
Cheney, Larry	1915-19
Chervinko, Paul	1937-38
Chipman, Bob	1941-44
Choate, Randy	2012
Choi, Hee-Seop	2004
Christensen, McKay	2001
Christopher, Mike	1991
Churn, Chuck	1959
Cimoli, Gino	1956-68
Cingrani, Tony	2017-19
Cisar, George	1937
Claibough, Moose	1926
Ciancy, Bud	1932
Clark, Bob	1890
Clark, Brady	2007
Clark, Dave	1996
Clark, Watty	1927-37
Cleavinger, Garrett	2021-22
Clement, Wally	1909
Clontz, Brad	1998
Coffey, Todd	2012
Cohen, Alta	1931-32
Coleman, Rocky	1968
Coleman, Louis	2016
Collins, Bill	1913
Collins, Hub	1890-92
Collum, Jackie	1957-58
Colyer, Steve	2003
Connors, Chuck	1949
Cook, Dennis	1990-91
Cooskon, Brent	1999
Coombs, Jack	1915-18
Coomer, Ron	2003
Cooney, Johnny	1935-37, 43-44
Cora, Alex	1998-2004
Corbett, Claude	1945
Corcino, Daniel	2018
Corcoran, Tommy	1892-96
Corey, Bryan	2002
Corgan, Chuck	1925, 27
Corkhill, Pop	1890
Cormier, Lance	2011
Corriden, John	1946
Correia, Kevin	2014
Coscarart, Pete	1938-41
Colombe, Daniel	2014-15
Coulson, Bob	1910-11
Counsell, Craig	1999
Covey, Dylan	2023
Covington, Wes	1966
Cox, Billy	1948-54
Cox, Dick	1925-26
Crabbe, George	1910
Craig, Roger	1955-61
Crane, Cannonball	1893
Crane, Sam	1922
Crawford, Carl	2013-16
Crawford, Willie	1964-75
Crews, Tim	1987-92
Crocker, Claude	1944-45

H I S T O R Y A N D R E C O R D S

Cromer, Tripp	1997-99
Cronin, John	1895, 1904
Crosby, Bubba	2003
Cross, Lake	1900
Crouch, Bill	1939
Crow, Don	1982
Cruz, Henry	1975-76
Cruz, Jose Jr.	2005-06
Cruz, Luis	2012-13
Cuccinello, Tony	1932-35
Culberson, Charlie	2016-17
Cullenbine, Roy	1940
Cullop, Nick	1929
Culver, George	1973
Cummings, John	1995-96
Curtis, Chad	1996
Curtis, Cliff	1912-13
Cutshaw, George	1912-17
Cuyler, Kiki	1938
Cyr, Tyler	2023

D

d'Arnaud, Travis	2019
Daal, Omar	1993-95, 2002
Dahlen, Bill	1899-1903, 10-11
Dahlgren, Babe	1942
Daily, Con	1891-95
Daley, Jud	1911-12
Dalton, Jack	1910-14
Daly, Tom	1890-96, 98-1901
Daniel, Jake	1937
Daniels, Kal	1989-92
Dantonio, Fats	1944-45
Dapper, Cliff	1942
Darnell, Bob	1954, 56
Darvish, Yu	2017
Darwin, Bob	1969, 71
Daub, Dan	1893-97
Dauber, Jake	1910-18
Davallilo, Vic	1977-80
Davidson, Bill	1910-11
Davis, Butch	1991
Davis, Curt	1940-46
Davis, Eric	1992-93
Davis, Lefty	1901
Davis, Mike	1988-89
Davis, Otis	1946
Davis, Ron	1987
Davis, Tommy	1959-66
Davis, Willie	1960-73
Day, Pea Ridge	1931
Dayton, Grant	2016-17
Deal, Lindsay	1939
Dean, Tommy	1967
DeBerry, Hank	1922-30
Decatur, Art	1922-25
Dede, Artie	1916
Dedeaux, Raoul	1935
DeLeon, Jose	2016
Deisel, Pat	1902
DeJesus, Ivan	1974-76
DeJesus Jr, Ivan	2011-12
De La Rosa, Rubby	2011-12
Dell, Wheeler	1915-17
Delmas, Bert	1933
Deluca, Jonny	2023
Demeter, Don	1956, 58-61
DeMontreville, Gene	1900
Dempsey, Rick	1988-90
Dent, Eddie	1909, 11-12
DeShields, Delino	1994-96
DeSilva, John	1993
Dessau, Ruben	1910
Dessens, Elmer	2004-06
Devereaux, Mike	1987-88, 98
DeWitt, Blake	2008-10
Diaz, Carlos	1984-86
Diaz, Einar	2006
Dickerman, Leo	1923-24
Dickson, O'Koyea	2017
Dietz, Dick	1972
Dillon, Pop	1904
Doak, Bill	1924, 27-28
Dobbs, John	1903-05
Dockins, George	1947
Dolan, Cozy	1901-02
Dominguez, Jose	2013-14
Donnels, Chris	2000-01

Donovan, Patsy	1890, 1906-07
Donovan, Will Bill	1899-1902
Doolan, Mickey	1918
Doscher, Jack	1903-06
Dotel, Octavio	2010
Douglas, John	1945
Douglas, Phil	1915
Dowd, Snooks	1926
Downey, Red	1909
Downing, Al	1971-77
Downs, Red	1912
Doyle, Carl	1939-40
Doyle, Jack	1903-04
Dozier, Brian	2018
Drake, Solly	1959
Drake, Tom	1941
Dreifort, Darren	1994-05
Drew, JD	2005-06
Drysdale, Don	1956-69
Dudley, Chise	1929-30
Duffie, John	1967
Duncan, Mariano	1985-87, 89
Dunn, Jack	1897-1900
Dunn, Joe	1908-09
Durham, Bull	1904
Durning, Dick	1917-18
Durocher, Leo	1938-41, 43, 45
Durrett, Red	1944-45

E

Earle, Billy	1894
Earnshaw, George	1935-36
Eason, Mal	1905-06
Eayrs, Eddie	1921
Eckhardt, Ox	1936
Edwards, Bruce	1946-51
Edwards, Hank	1951
Edwards, Mike	2005
Egan, Dick J.	1914-15
Egan, Dick W.	1967
Ehrhardt, Rube	1924-28
Eibner, Brett	2017
Eischen, Joey	1995-96
Eisenreich, Jim	1998
Eisenstat, Harry	1935-37
Elberfeld, Kid	1914
Elbert, Scott	2008-14
Ellingsen, Bruce	1972
Elliott, Jumbo	1925, 27-30
Elliott, Rowdy	1920
Ellis, A.J.	2008-16
Ellis, Mark	2012-13
Ellis, Robert	2002
Elster, Kevin	2000
Elston, Don	1957
Ely, Bones	1891
Ely, John	2010-12
Encarnacion, Juan	2004
English, Gil	1944
English, Woody	1937-38
Enzmann, Johnny	1914
Evoaldi, Nathan	2011-12
Epperty, Al	1950
Erickson, Scott	2005
Erin, Robbie	2022
Erskine, Carl	1948-59
Erwin, Tex	1910-14
Espy, Cecil	1983
Eseggan, Chuck	1959-60
Esterbrook, Dude	1891
Ethier, Andre	2006-17
Evans, Red	1939
Evans, Roy	1902-03
Eveland, Dana	2011

F

Fabrique, Bunny	1916-17
Fairey, Jim	1968, 73
Fairly, Ron	1958-69
Falkenberg, Brian	2004, 2008
Fallon, George	1937
Farmer, Alex	1908
Farmer, Kyle	2017-18
Farrell, Dick	1961
Farrell, Duke	1899-1902
Faulkner, Jim	1990
Federowicz, Tim	2011-14

Felix, Gus	1926-27
Feliz, Neftali	2021
Ferguson, Alex	1929
Ferguson, Caleb	2018-23
Ferguson, Joe	1970-76, 78-81
Fernandez, Chico	1966
Fernandez, Sid	1983
Ferrara, Al	1963, 65-68
Ferrell, Wes	1940
Fette, Lou	1940
Fetters, Mike	2000-01
Fewster, Chick	1928-27
Feyereisen, I.P.	2023
Fields, Josh	2016-2018
Fien, Casey	2016
Fife, Stephen	2012-14
Figgins, Chone	2014
Fimple, Jack	1983-84, 86
Finlayson, Pembroke	1908-09
Finley, Steve	2004
Finn, Mickey	1930-32
Fischer, Bill	1913-14
Fischer, Jeff	1989-90
Fisher, Bob	1912-13
Fisher, Chauncey	1897
Fitzsimmons, Freddie	1937-43
Fitzsimmons, Tom	1919
Fletcher, Darrin	1989-90
Fletcher, Sam	1909
Flood, Tim	1902-03
Flores, Jose	2004
Floro, Dylan	2018-2020
Flovers, Jake	1927-31, 33
Flowers, Wes	1940, 44
Font, Wilmer	2017-18
Fontville, Chad	1995-97
Ford, Hod	1925
Forster, Terry	1978-82
Forsythe, Logan	2017-18
Foster, Alan	1967-70
Fournier, Jack	1923-26
Foutz, Dave	1890-96
Fowler, Art	1959
Frankhouse, Fred	1936-38
Franklin, Jack	1944
Franks, Herman	1940-41
Frederick, Johnny	1929-34
Freeman, Freddie	2022
Freeman, Mike	2017
Freese, David	2018-2019
Freigau, Howard	1928
French, Larry	1941-42
French, Ray	1923
Frey, Lonny	1933-36
Frias, Carlos	2014-16
Frias, Pepe	1980-81
Fuchs, Charlie	1944
Fuller, Nig	1902
Furcal, Rafael	2006-11
Furillo, Carl	1946-60

G

Gabrielson, Len	1967-70
Gaddy, John	1938
Gagné, Eric	1999-2006
Gagne, Greg	1996-97
Galan, Augie	1941-46
Cale, Rocky	2018-2019
Gallagher, Joe	1940
Gallivan, Phil	1931
Gallo, Joey	2022
Galvez, Balvino	1986
Garcia, Karim	1995-97
Garcia, Yimi	2014-2019
Garcia, Nomar	2006-08
Garland, Jon	2009, 2011
Garlick, Kyle	2019
Garman, Phil	1977-78
Garner, Phil	1987
Garvey, Steve	1969-82
Garvin, Ned	1902-04
Gaston, Welcome	1898-99
Gastright, Hank	1894
Gatins, Frank	1901
Cautreaux, Sid	1936-37
Gentile, Jim	1957-58
George, Greek	1938
Geraghty, Ben	1936

Gessler, Doc	1903-06
Getz, Gus	1914-16
Giallombardo, Bob	1958
Gibbons, Jay	2010-11
Gibson, Kirk	1988-90
Gilbert, Charlie	1940
Gilbert, Pete	1894
Gilbert, Shawn	2000
Gilbert, Wally	1928-31
Gillenwater, Carden	1943
Gilliam, Jim	1953-66
Gimenez, Hector	2011
Gionfriddo, Al	1947
Giuliani, Tony	1940-41
Gleason, Roy	1963
Glossop, Al	1943
Gochnaur, John	1901
Goeddel, Eric	2018
Golden, Jim	1960-61
Goltz, Dave	1980-82

Gonsolin, Tony	2019
Gonzalez, Adrian	2012-17
Gonzalez, Alfredo	2003
Gonzalez, Jose	1985-91
Gonzalez, Luis	2007
Gonzalez, Victor	2020-23
Gooch, Johnny	1928-29
Goodson, Ed	1976-77
Goodwin, Tom	1991-93, 2000-01
Gordon, Dee	2011-14
Gordonier, Ray	1921-22
Gore, Terrance	2020
Gorek, Rick	1997
Gott, Jim	1990-94
Grabarkewitz, Bill	1969-72
Grabowski, Jason	2004-05
Graham, Jack	1946
Grandal, Yasmani	2015-18
Granderson, Curtis	2017
Grant, Jim	1968
Graterol, Brusdar	2020
Gray, Dick	1958-59
Gray, Josiah	2021
Green, Harvey	1935
Green, Nick	2010
Green, Shawn	2000-04
Greene, Connor	2021
Greene, Nelson	1924-25
Greene, Shane	2021-22
Greenfield, Kent	1929
Gregg, Hal	1943-47
Greinke, Zack	2013-15
Griffin, Alfredo	1988-91
Griffin, Mike	1891-98
Griffith, Bart	1922-23
Griffith, Derrrell	1963-66
Griffith, Tommy	1919-25
Grim, John	1895-99
Grimes, Burlleigh	1918-26
Griner, Dan	1918
Grissom, Lee	1940-41
Grissom, Marquis	2001-02
Gross, Kevin	1991-94
Gross, Kip	1992-93
Grote, Jerry	1977-78, 81
Grove, Michael	2022
Grudzianek, Mark	1998-2002
Guerra, Javy	2011-13
Guerrero, Alex	2014-15
Guerrero, Pedro	1978-88
Guerrero, Wilton	1996-98
Guerrier, Matt	2011-13
Gulden, Brad	1978
Gumbert, Ad	1895-96
Guthrie, Mark	1995-98
Gutierrez, Franklin	2017
Guzman, Joel	2006
Gwynn, Chris	1987-91, 94-95
Gwynn Jr, Tony	2011-12
Gyorko, Jedd	2019

H

Haas, Bert	1937-38
Haddock, George	1892-93
Haeger, Charlie	2009-10
Hairston Jr, Jerry	2012-13
Hale, Chip	1997

H I S T O R Y A N D R E C O R D S

Hale, John 1974-77
 Hall, Bill 1913
 Hall, Bob 1905
 Hall, Darren 1998-98
 Hall, Johnny 1948
 Hall, Toby 2006
 Haller, Tom 1968-71
 Hallman, Bill 1898
 Hamilton, Jeff 1986-91
 Hamlin, Luke 1937-41
 Hamric, Bert 1955
 Hamulack, Tim 2006
 Hanifin, Pat 1897
 Hannahs, Gerald 1978-79
 Hansell, Greg 1995
 Hansen, Dave 1989-96
 1999-2002
 Hansford, F. C. 1898
 Harang, Aaron 2012-13
 Haren, Dan 2014
 Hargreaves, Charlie 1923-28
 Harkey, Mike 1997
 Harkness, Tim 1961-62
 Harper, George 1896
 Harper, Harry 1923
 Harris, Bill 1957, 59
 Harris, Joe 1928
 Harris, Lenny 1989-93
 Hart, Bill F. 1892
 Hart, Bill W. 1943-45
 Hart, Donnie 2019
 Hartfield, Gil 1893
 Hartje, Chris 1939
 Hartley, Mike 1989-91
 Hassett, Buddy 1936-38
 Hatcher, Mickey 1979-80,
 87-90
 Hatcher, Chris 2015-17
 Hathaway, Ray 1945
 Hatten, Joe 1946-61
 Haughey, Chris 1943
 Haugstad, Phil 1947-48, 1951
 Havens, Brad 1987-88
 Hawksworth, Blake 2011-12
 Hayworth, Ray 1938-39,
 44-45
 Head, Ed 1940, 42-44, 46
 Heaney, Andrew 2022
 Hearne, Hugh 1901-03
 Hechinger, Mike 1913
 Heep, Danny 1987-88
 Hehl, Jake 1918
 Heimach, Fred 1930-33
 Heisey, Chris 2015
 Heitmann, Henry 1918
 Hembree, Heath 2022
 Hemming, George 1891
 Henderson, Rickey 2003
 Hendrick, Harvey 1927-31
 Hendrickson, Mark 2006-07
 Henion, Lafayette 1919
 Henley, Weldon 1907
 Henline, Butch 1927-29
 Henry, Dutch 1923-24
 Henshaw, Roy 1937
 Herges, Matt 1999-2001
 Herman, Babe 1926-31, 45
 Herman, Billy 1941-43, 46
 Hermaman, Marty 1918
 Hermansen, Chad 2003
 Hermanski, Gene 1943,
 46-51
 Hernandez, Carlos 1990-96
 Hernández, Enrique 2015-20, 23
 Hernandez, Enzo 1978
 Hernandez, Jose 2004
 Hernandez, Ramon 2013
 Hernandez, Roberto 2007
 Hernandez, Roberto 2014
 Hernandez, Yonny 2023
 Herrera, Elian 2012-13
 Herring, Art 1934, 44-46
 Hershiser, Orel 1983-94, 00
 Heydeman, Greg 1973
Heyward, Jason 2023-
 Hiatt, Phil 2001
 Hickman, Dave J. 1916-19
 Hickman, Jim 1967

Higbe, Kirby 1941-43,
 46-47
 Higgins, Bob 1911-12
 High, Andy 1922-25
 Hildebrand, George 1902
 Hill, Koyie 2003
 Hill, Rich 2016-19
 Hill, Still Bill 1989
 Hillegas, Shawn 1987-88
 Hillenbrand, Shea 2007
 Hines, Hunkey 1895
 Hoak, Don 1954-55
 Hockett, Oris 1938-39
 Hodges, Gil 1943, 47-61
 Hoffman, Glenn 1987
 Hofmann, Jamie 2009, 2011
 Hogg, Bert 1934
 Hollandsworth, Todd 1995-00
 Hollingsworth, Al 1939
 Hollingsworth, Bonnie 1924
 Hollins, Damon 1998
 Holmes, Darren 1990
 Holmes, Jim 1908
 Holmes, Tommy 1952
 Holton, Brian 1985-88
 Hood, Wally 1983-87
 Honeycutt, Rick 1920-22
 Hooton, Burt 1975-84
 Hopkins, Gail 1974
 Hopp, Johnny 1949
 Hopper, Lefty 1898
 Horton, Elmer 1898
 Horton, Ricky 1988-89
 Hough, Charlie 1970-80
 Houlton, D.J. 2005, 2007
 Householder, Ed 1903
 Houston, Tyler 2002
 Howard, Frank 1958-64
 Howard, Thomas 1998
 Howe, Steve 1980-85
 Howell, Dixie 1953, 55-56
 Howell, Harry 1898, 1900
 Howell, Jay 1988-92
 Howell, J.P. 2013-16
 Howell, Ken 1984-88
 Hoyt, Waite 1932, 37-38
 Hubbard, Trinidad 1998-99
 Hubbell, Bill 1925
 Huckaby, Ken 1996-97
 Hudson, Bryan 2023
Hudson, Daniel 2018, 2022-
 Hudson, Johnny 1936-40
 Hudson, Orlando 2009
 Hudson, Rex 1974
 Huff, David 2015
 Huff, Mike 1989
 Hug, Ed 1903
 Hughes, Jim J. 1899, 1901-02
 Hughes, Jim R. 1952-56
 Hughes, Mickey 1890
 Hu, Chin-lung 2007-10
 Hull, Eric 2007
 Hummel, John 1905-15
 Humphrey, Al 1911
 Hundley, Todd 1999-00, 03-04
 Hungling, Bernie 1922-23
 Hunt, Ron 1967
 Hunter, George 1909-10
 Hunter, Willard 1962
 Hurley, Pat 1907
Hurt, Kyle 2023-
 Hutcherson, Joe 1933
 Hutchinson, Ira 1939
 Hutson, Roy 1925
 Hutton, Tom 1966, 69

I

Ingram, Garey 1994-95, 97
 Inks, Bert 1891-92
 Irwin, Charlie 1901-02
 Ishii, Kazuhisa 2002-04
 Izturis, Cesar 2002-06

J

Jacklitsch, Fred 1903-04
 Jackson, Andrew 2021-23
 Jackson, Edwin 2003-05
 Jackson, Randy 1956-58

Jacobson, Merwin 1926-27
 James, Cleo 1968
 Jansen, Kenley 2010-2021
 Janvrin, Hal 1921-22
 Jarvis, Roy 1944
 Javier, Stan 1990-92
 Jeffcoat, George 1936-37, 39
 Jenkins, Jack 1969
 Jennings, Hughie 1899-1900,
 03
 John, Tommy 1972-78
 Johnson, Brian 2001
 Johnson, Charles 1998
 Johnson, Jason 2008
 Johnson, Jim 2015
 Johnson, Lou 1965-67
 Johnson, Micah 2016
 Johnson, Reed 2010
 Johnston, Fred Ivy 1924
 Johnston, Jimmy 1916-25
 Johnstone, Jay 1980-82, 85
 Jones, Andrew 2008
 Jones, Art 1932
 Jones, Binky 1924
 Jones, Fielder 1896-1900
 Jones, Mitch 2009
 Jones, Nate 2021
 Jones, Oscar 1903-05
 Jordan, Brian 2002-03
 Jordan, Dutch 1903-04
 Jordan, Jimmy 1933-36
 Jordan, Tim 1906-10
 Jorgensen, Spider 1947-50
 Joshua, Von 1969-71, 73-74, 79
 Joyce, Bill 1892
 Judd, Mike 1997-2000
 Judge, Joe 1933

K

Kahnle, Tommy 2022
 Kampouris, Alex 1941-43
 Karros, Eric 1991-2002
 Karst, John 1915
 Kazmir, Scott 2016-17
 Keeler, Wee Willie 1893,
 1899-1902
 Kehn, Chet 1942
 Kekich, Mike 1965, 68
 Kelleher, John 1916
 Kellert, Frank 1955
 Kelley, Joe 1899-1901
Kelly, Joe 2019-2021, 23-
 Kelly, George 1932
 Kelly, Roberto 1995
 Kemp, Matt 2006-14, 2018
 Kendrick, Howie 2015-16
 Kendrick, Adam 2012
 Kennedy, Bob 1967
 Kennedy, Brickyard 1892-1901
 Kennedy, John 1965-66
 Kent, Jeff 2005-08
 Kent, Maury 1912-13
Kershaw, Clayton 2008-
 Kickham, Mike 2021
 Kida, Masao 2003-04
 Kilduff, Pete 1919-21
 Kimball, Newt 1940-43
 Kimbrel, Craig 2022
 Kinkade, Mike 2002-03
 King, Clyde 1944-45,
 47-48, 51-52
 Kinslow, Tom 1891-94
 Kipp, Fred 1957-59
 Kirby, Wayne 1996-97
 Kirkpatrick, Enos 1912-13
 Kitson, Frank 1900-02
 Klippstein, John 1958-59
 Klugman, Joe 1924
 Klumpp, Elmer 1937
 Knebel, Corey 2021
 Knetzer, Elmer 1909-12
 Knolls, Hub 1906
 Koch, Barney 1944
 Koenecke, Len 1934-35
 Kolarek, Adam 2019-20, 2023
 Konerko, Paul 1997-98
 Konetchy, Ed 1919-21
 Korwan, Jim 1894

Kosco, Andy 1969-70
 Koufax, Sandy 1955-66
 Koukalik, Joe 1904
 Koupal, Lou 1928-29
 Koy, Ernie 1938-40
 Kress, Charlie 1954
 Krueger, Bill 1987-88
 Krueger, Ernie 1917-21
 Kreuter, Chad 2000-02
 Kruger, Abe 1908
 Kubenka, Jeff 1998-99
 Kuo, Hong-Chih 2005-11
 Kuroda, Hiroki 2008-11
 Kustus, Joe 1909

L

Labine, Clem 1950-60
 LaChance, Candy 1893-98
 Lacy, Lee 1972-78
 LaCrow, Lerrin 1979
 Lamanske, Frank 1935
 Lamar, Bill 1920-21
 LaMaster, Wayne 1938
 Lamb, Jake 2022
 Lamb, Ray 1969-70
 Landestoy, Rafael 1977, 83-84
 Landreaux, Ken 1981-87
 Landrum, Joe 1950, 52
 Landrum, Tito 1987
 Lanford, Frank 1998
 Larker, Norm 1958-61
 LaRoche, Andy 2007-08
 Lary, Lynn 1939
 Lasorda, Tommy 1954-55
 Latimer, Tacks 1902
 Latos, Mat 2015
 Lavagetto, Cookie 1937-41,
 46-47
 Law, Rudy 1978, 80
 Lazzeri, Tony 1939
 Leach, Brent 2009
 League, Brandon 2012-15
 Leard, Bill 1917
 Leary, Tim 1987-89
 Ledee, Ricky 2005-06
 Lee, Bob 1967
 Lee, Hal 1936
 Lee, Leron 1976-76
 Lee, Zach 2015
 Lefebvre, Jim 1965-72
 Lehman, Ken 1952, 56-57
 LeJeune, Larry 1911
 LeJohn, Don 1965
 Lembo, Steve 1950, 52
 Lemnox, Ed 1909-10
 Leonard, Dutch 1933-36
 Leonard, Jeffrey 1977
 Leslie, Sam 1933-35
 Lewallyn, Dennis 1975-79
 Lewis, Darren 1997
 Lewis, Phil 1905-08
 Leyritz, Jim 2000
 Liberatore, Adam 2015-18
 Lieberthal, Mike 2007
 Lillis, Bob 1958-61
 Lilly, Ted 2010-13
 Lima, Jose 2004
 Lindblom, Josh 2011-12
 Lindsey, Jim 1937
 Lindsey, John 2010
 Lindstrom, Fred 1938
 Link, Jon 2010
 Liriano, Nelson 1997
 Livingston, Mickey 1951
 Lo Duca, Paul 1998-04
 Loaiza, Esteban 2007-08
 Locastro, Tim 2017-18
 Loes, Billy 1950, 52-56
 Lofton, Kenny 2006
 Loftus, Dick 1924-25
 Logan, Bob 1935
 Lohrman, Bill 1943-44
 Lombardi, Ernie 1931
 Lombardi, Vic 1945-47
 Loney, James 2006-12
 Long, Tom 1924
 Lopes, Davey 1972-81
 Lopez, Al 1928, 30-35

H I S T O R Y A N D R E C O R D S

Lopez, Luis1990
 Loretta, Mark2009
 Loudenslager, Charlie1904
 Lovett, Tom1890-91, 93
 Lowe, Derek2005-08
 Lucas, Ray1933-34
 Lucid, Con1894-95
 Lugo, Julio2006
 Luke, Matt1998
 Lumley, Harry1904-10
 Lund, Don1945, 47-48
 Luque, Dolf1930-31
Lux, Gavin2019-
 Lynn, Lance2023
 Lyons, Barry1990-91
 Lytle, Jim1976

M

MacDougall, Mike2011-12
 MacGawwell, Ed1905
 Machado, Manny2018
 Macon, Max1940, 42-43
 Maddux, Greg2006, 2008
 Maddux, Mike1990, 1999
 Madlock, Bill1985-87
 Madson, Ryan2018
 Maeda, Kenta2016-19
 Magee, Lee1919
 Magill, Matt2013
 Maglie, Sal1966-67
 Magoon, George1898
 Maholz, Paul2014
 Mails, Duster1915-16
 Malay, Charlie1905
 Maldonado, Candy1981-85
 Malinosky, Tony1937
 Mallette, Mal1950
 Malone, Lew1917, 19
 Maloney, Billy1906-08
 Maloney, Sean1998
 Mاماux, Al1918-23
 Mancuso, Gus1940
 Manuel, Charlie1974-75
 Manush, Heinie1937-38
 Maranville, Rabbit1928
 Marichal, Juan1975
 Marisnick, Jake2023
 Marquard, Rube1915-20
 Marro, Oreste1996
 Marriott, Bill1926-27
 Marrow, Buck1937-38
 Marshall, Doc1909
 Marshall, Mike A.1981-89
 Marshall, Mike G.1974-76
 Martin, Chris2022
 Martin, Morrie1949
 Martin, Russell2006-10, 19
 Martin, Tom2003-04
 Martinez, JD2023
 Martinez, Jesus1996
 Martinez, Pedro1992-93
 Martinez, Ramon1988-98
 Martinez, Ramon E.2006-07
 Martinez, Teddy1977-79
 Masaacka, Onan1999-2000
 Mattingly, Earl1931
 Matuszek, Len1985-87
 Mauch, Gene1944, 48
 Maul, Al1899
 Mauriello, Ralph1958
 Mauro, Carmen1953
May, Dustin2019-
 Mayne, Brent2004
 Maza, Luis2008
 McBean, Alvin1969-70
 McCabe, Bill1920
 McCann, Gene1901-02
 McCarren, Bill1923
 McCarthy, Brandon2015-17
 McCarthy, Jack1906-07
 McCarthy, Johnny1934-35
 McCarthy, Tommy1896
 McCarty, Lew1913-16
 McCormick, Mike J.1904
 McCormick, Mike W.1949
 McCreedie, Judge1903
 McCreery, Tom1901-03
 McDermott, Terry1972

McDevitt, Danny1957-60
 McDonald, James2008-10
 McDougal, John1895
 McDowell, Roger1991-94
 McElveen, Pryor1909-11
 McFarlan, Dan1899
 McFarland, Chappie1906
 McGann, Dan1899
 McGee, Jake2020
 McGinnity, Joe1900
 McGlathin, Pat1949-50
 McGraw, Bob1925-27
 McGriff, Fred2003
 McGuire, Deacon1899-1901
 McIntyre, Harry1905-09
 McJames, Doc1899, 1901
 McKenna, Kit1898
 McKimney, Billy2021
 McKinstry, Zach2020-22
 McLane, Ed1907
 McLish, Cal1944, 46
 McMahan, Sadie1897
 McMakin, John1902
 McManus, Frank1903
 McMichael, Greg1998
 McMillan, Tommy1908-10
 McMullen, Ken1962-64,
 73-75
 McWeeny, Doug1926-29
 McDwick, Joe1940-43, 46
 Melhuse, Adam2000
 Meloan, Jonathan2007
 Melton, Rube1943-44, 46-47
 Mercaado, Orlando1987
 Merkle, Fred1916-17
 Messersmith, Andy1973-75, 79
 Metcalfe, Mike1998, 2000
 Meusel, Irish1927
 Meyer, Benny1913
 Meyer, Lee1909
 Meyer, Russ1953-55
 Meyers, Chief1916-17
 Michael, Gene1967
 Mickens, Glenn1953
 Mientkiewicz, Doug2009
 Mikkelsen, Pete1969-72
 Miksis, Eddie1944, 46-51
 Miles, Aaron2011
 Miles, Don1958
 Miljus, Johnny1917, 20-21
 Miller, Bob1963-67
Miller, Bobby2023-
 Miller, Fred1910
 Miller, Hack1916
 Miller, John1969
 Miller, Justin2010
 Miller, Larry1964
 Miller, Lemmie1984-85
 Miller, Otto1910-22
 Miller, Ralph1898
 Miller, Rod1957
 Miller, Shelby2023
 Miller, Trevor2000
 Miller, Tyson2023
 Miller, Walt1911
 Millies, Wally1934
 Miliken, Bob1953-54
 Mills, Alan1999-00
 Mills, Buster1935
 Milton, Eric2009
 Minner, Paul1946, 48-49
 Mitchell, Bobby1980-81
 Mitchell, Clarence1918-22
 Mitchell, Dale1956
 Mitchell, Fred1904-05
 Mitchell, Johnny1924-25
 Mitchell, Russ2010-11
 Mlicki, Dave1998-99
 Moeller, Chad2007
 Moeller, Joe1962, 64,
 66-71
 Mohart, George1920-21
 Monasterios, Carlos2010
 Monday, Rick1977-84
 Mondesi, Raul1993-99
 Moon, Wally1959-65
 Moore, Cy1929-32

Moore, Dee1943
 Moore, Eddie1929-30
 Moore, Gary1970
 Moore, Gene1939-40
 Moore, Randy1936-37
 Moore, Ray1952-63
 Morales, Jose1982-84
 Moran, Herbie1912-13
 Morgan, Bobby1950, 62-63
 Morgan, Eddie1937
 Morgan, Mike1989-91
 Moronta, Reyes2022
 Morrison, Johnny1929-30
 Morrow, Brandon2017
 Moryn, Walt1954-55
 Moss, Ray1926-31
 Mossor, Earl1951
 Mota, Guillermo2002-04, 2009
 Mota, Manny1969-80, 82
 Moulder, Glen1946
 Mowe, Ray1913
 Mowrey, Mike1916-17
 Moylan, Peter2013
 Mueller, Bill2006
 Muhlolland, Terry2001-02
 Mullen, Billy1923
 Mullen, Scott2003
 Mulvey, Joe1895
Muncy, Max2018-
 Mungo, Van Lingle1931-41
 Munns, Les1934-35
 Munsz, Mike1989-90
 Munoz, Noe1995
 Murch, Simmy1908
 Murphy, Rob1995
 Murray, Eddie1989-91, 97
 Murray, Jim1922
 Myers, Hy1908, 11, 14-22
 Myers, Rodney2003
 Myrow, Brian2005

N

Nahem, Sam1938
 Nakamura, Norihiro2005
 Navarro, Dioner2005-06, 2011
 Naylor, Earl1946
 Neal, Charlie1966-61
 Neal, Zach2018
 Negray, Ron1952, 58
 Negrón, Kristopher2019
 Neidlinger, Jim1990
 Neis, Bernie1920-24
 Nelson, Jimmy2021
 Nelson, Rocky1952, 56
 Nen, Dick1963
 News, Sheldon2021
 Newcombe, Don1949-51,
 54-58
 Newsom, Bobo1929-30, 42-43
 Newton, Doc1901-02
 Nicasio, Juan2015
 Nichols, Rod1993
 Niedenfuher, Tom1981-87
 Nicholus, Otho1945
 Nixon, Al1915-16, 18
 Nixon, Otis1997
 Nomo, Hideo1995-98, 2002-04
 Nomo, Jerry1900
 Noren, Irv1960
 Norman, Fred1970
 Norris, Bud2016
 North, Bill1978
 Northern, Hub1911-12
 Nunez, Jose A.2001
 Nunez, Darien2021

O

Oates, Johnny1977-79
 O'Brien, Bob1971
 O'Brien, Darby1890-92
 O'Brien, John1891
 Ock, Whitey1935
 O'Doul, Lefty1931-33
 Oeltjen, Trent2010-12
 Oeschger, Joe1925
 Offerman, Jose1990-95
 Ohman, Will2009
 Ojeda, Bob1991-92

Oliver, Al1985
 Oliver, Nate1963-67
 Olivo, Miguel2014
 Olmo, Luis1943-45, 49
 Olson, Gregg2000-01
 Olson, Irv1915-24
 O'Mara, Ollie1914-16,
 18-19
 O'Neil, Mickey1926
 Onis, Curly1935
 Orosco, Joe1943
 Orenego, Jesse1988, 2001-02
 O'Rourke, Frank1917-18
 Orta, Jorge1982
 Ortega, Phil1960-64
 Ortiz, Ramon2010
 Ortiz, Russ2010
 Osborne, Tiny1924-25
 Osgood, Charlie1944
 Osoria, Francis2005-06
 Osteen, Claude1965-73
 Ostermueller, Fritz1943-44
 Osuna, Al1994
 Osuna, Antonio1995-2000
 Outen, Chick1933
Outman, James2022-
 Owen, Mickey1941-45
 Owens, Red1905
 Ozuna, Pablo2008

P

Paciorek, Tom1970-75
 Padgett, Don1946
 Padilla, Vicente2009-11
 Pafko, Andy1951-52
 Page, Phil1934
 Palica, Erv1945, 47-51,
 53-54
 Palmquist, Ed1960-61
 Paredes, Edward2017-18
 Park, Chan Ho1994-2001, 2008
 Parker, Rick1995-96
 Parker, Wes1964-72
 Parks, Art1937-39
 Parra, Jose1995
 Partridge, Jay1927-28
 Pascual, Camilo1970
 Pasley, Kevin1974, 76-77
 Pastorius, Jim1906-09
 Pattee, Harry1908
 Patterson, Dave1979
 Patterson, Red2014
 Pattison, Jimmy1929
 Pat, Xavier2009-11
 Payne, Harley1896-98
 Peacock, Johnny1945
 Peck, Hal1943
 Pederson, Stu2014-20
 Pederson, Stoc1985
 Peplot, Ryan2022-23
 Peña, Alejandro1981-89
 Peña, Angel1998-2000
 Peña, Jose1970-72
 Penny, Brad2004-08
 Peralta, David2023
 Peralta, Joel2015
 Peraza, Jose2015
 Perconte, Jack1980-81
 Perez, Antonio2004-05
 Perez, Carlos1988-2000
 Perez, Chris2014
 Perez, Odalis2002-06
 Perkins, Charlie1934
 Perranoski, Ron1961-67, 70
 Perry, Pat1990
 Peters, DJ2021
 Peterson, Jim1937
 Petty, Jesse1925-28
 Pfister, Jeff1913-21
 Pfister, George1941
 Pfund, Lee1945
 Phelps, Babe1935-41
 Phelps, Ed1912-13
 Phelps, Ray1930-32
Phillips, Evan2021-
 Phillips, Jason2005
 Piazza, Mike1962-98
 Picinich, Val1929-33

Pierre, Juan	2007-09
Pignatano, Joe	1957-60
Pinckney, George	1890-91
Pipgras, Ed	1932
Plitt, Norman	1918, 27
Podbielan, Bud	1949-52
Podszas, Johnny	1953-55, 57-66
Podsednik, Scott	2010
Poffenberger, Boots	1939
Pollock, A.J.	2019-21
Polly, Nick	1937
Poole, Ed	1904
Poole, Jim	1990
Popovich, Paul	1968-69
Posedel, Bill	1938
Post, Sam	1922
Potter, Dykes	1938
Pounds, Bill	1903
Powell, Boog	1977
Powell, Dennis	1985-86
Powell, Paul Ray	1973, 75
Power, Ted	1981-82
Pressnell, Tot	1938-40
Prie, David	2012-22
Prince, Tom	1994-98
Proctor, Scott	2007-08
Prokopec, Luke	2000-01
Puig, Yasiel	2013-18
Pujols, Albert	2021
Punto, Nick	2012-13
Purdin, John	1964-65, 68-69
Pye, Eddie	1994-95

Q

Quackenbush, Kevin	2021
Quantrill, Paul	2002-03
Quinn, Jack	1931-32

R

Rachunok, Steve	1940
Rackley, Marc	1947-49
Radinsky, Scott	1998-98
Radtke, Jack	1936
Ragan, Pat	1911-15
Rakow, Ed	1960
Rath, Luke	2021
Ramazotti, Bob	1946, 48-49
Ramirez, Hanley	2012-14
Ramirez, Manny	2008-10
Ramirez, Yefry	2021
Ramsdell, Willie	1947-48, 50
Ramsey, Mike Jeffrey	1985
Ramsey, Mike James	1987
Randolph, Willie	1989-90
Rath, Gary	1998
Rau, Doug	1972-79
Ravin, Josh	2015-17
Rautzhan, Lance	1977-79
Reardon, Phil	1906
Rebutoul, Jeff	2001-02
Reddick, Josh	2016
Redmond, Harry	1909
Reed, Howie	1964-66
Reed, Jake	2021-23
Reed, Jody	1993
Reese, Pee Wee	1940-42, 46-58
Regan, Phil	1966-68
Reidy, Bill	1899, 1903-04
Reis, Bobby	1931-32, 35
Reiser, Pete	1940-42, 46-48
Reisling, Doc	1904-05
Reks, Zach	2021
Repko, Jason	2005-09
Repulski, Rip	1959-60
Reulbach, Ed	1913-14
Reuss, Jerry	1979-87
Reyes, Al	2000-01
Reyes, Dennis	1997-98
Reyes, Gilberto	1983-85, 87-88
Reynolds, R.I.	1983-85
Rhiel, Billy	1929
Rhoden, Rick	1974-78
Richards, Paul	1932
Richardson, Danny	1893
Richert, Pete	1962-64, 72-73

Riconda, Harry	1928
Riggert, Joe	1914
Riggs, Adam	1997
Riggs, Lew	1941-42, 46
Rios, Edwin	2019-22
Ripple, Jimmy	1939-40
Ritter, Lou	1902-08
Rivera, German	1983-84
Rivera, Juan	2011-12
Rizzo, Johnny	1942
Roberts, Dave	2002-04
Roberts, Jim	1924-25
Robertson, Dick	1918
Robinson, Clint	2014
Robinson, Earl	1958
Robinson, Frank	1972
Robinson, Jackie	1947-56
Robles, Oscar	2005-06
Robles, Sergio	1976
Rochelli, Lou	1944
Rodas, Rich	1983-84
Rodriguez, Ellie	1976
Rodriguez, Felix	1995-96
Rodriguez, Henry	1992-95
Rodriguez, Paco	2012-15
Roe, Preacher	1948-54
Roebuck, Ed	1955-58, 60-63
Roenicke, Ron	1981-83
Roettger, Oscar	1927
Rogers, Lee	1938
Rogers, Packy	1938
Rojas, Mel	1999

Rojas, Miguel 2014, 2023-

Rojek, Stan	1942, 46-47
Rollins, Jimmy	2015
Romak, Jamie	2014
Romano, Jason	2003
Romano, Jim	1950
Romo, Sergio	2017
Romo, Vicente	1968, 82
Rosario, Amed	2023
Rose, Mike	2005
Roseboro, Johnny	1957-67
Rosen, Goody	1937-39, 44-46
Rosenfeld, Max	1931-33
Ross, Cody	2005-06
Ross, David	2002-04
Ross, Don	1940
Rosscup, Zac	2018-19
Rowe, Ken	1963
Rowe, Schoolboy	1942
Roy, Jean Pierre	1946
Roy, Luther	1929
Royster, Jerry	1973-75
Ruan, Wilkin	2002-03
Rucker, Nap	1907-16
Rudolph, Ernie	1945
Rueher, Dutch	1921-24
Ruggiano, Justin	2015
Ruiz, Carlos	2016
Ruiz, Keibert	2021
Rush, Andy	1925
Russell, Bill	1969-86
Russell, Jim	1950-51
Russell, John	1917-18
Rutherford, Johnny	1952
Ryan, Jack	1911
Ryan, John	1898
Ryan, Rosy	1933
Ryu, Hyun-Jin	2013-19

S

Sadler, Casey	2019
Saenz, Olmedo	2004-07
Sands, Jerry	2011-12
Santos, Sergio	2015
Saito, Takashi	2006-08
Samuel, Juan	1990-92
Sanchez, Duaner	2004-05
Sandlock, Mike	1945-46
Sanford, Chance	1999
Santana, Dennis	2018-21
Santangelo, F.P.	2000
Savage, Jack	1987
Savage, Ted	1968
Sax, Dave	1982-83
Sax, Steve	1981-88

Sayles, Bill	1943
Sborz, Josh	2019-20
Scanlan, Bill	1904-07, 09-11
Schardt, Bill	1911-12
Schebler, Scott	2015
Scheer, Al	1913
Scherzer, Max	2021
Schlichting, Travis	2009-10
Schliebner, Dutch	1923
Schmandt, Ray	1918-22
Schmidt, Henry	1903
Schmidt, Jason	2007-09
Schmitz, Johnny	1951-52
Schmoll, Steve	2005
Schmutz, Charlie	1914-15
Schneiberg, Frank	1910
Schofield, Dick	1966-67
Schofield Jr., Dick	1995
Schott, Gene	1939
Schreiber, Paul	1922-23
Schultz, Howie	1943-47
Schultz, Jaime	2019
Schultz, Joe	1915
Schumaker, Skip	2013
Schupp, Ferdie	1921
Sciocia, Mike	1980-92
Scott, Dick	1963
Scott, Tayler	2023
Seager, Corey	2015-2021
Seanez, Rudy	1994-95, 2007
Searage, Ray	1989-90
Seats, Tom	1945
Sebring, Jimmy	1909
See, Larry	1986
Segedin, Rob	2016-18
Sele, Aaron	2006
Sellers, Justin	2011-13
Sells, Dave	1975
Seo, Jae	2006
Sexauer, Elmer	1948
Shanahan, Greg	1973-74
Sharperson, Mike	1987-93
Sharrott, George	1893-94
Shaute, Joe	1931-33
Shaw, Jeff	1998-01
Shea, Merv	1938
Sheekard, Jimmy	1897-98, 1900-05

Sheehan, Emmet 2023-

Sheehan, Jack	1920-21
Sheehan, Tommy	1908
Sheffield, Gary	1998-2001
Shelby, John	1987-90
Sheridan, Red	1918, 20
Sherfy, Jimmy	2021
Sherlock, Vince	1935
Sherrill, George	2009-10
Sherry, Larry	1958-63
Sherry, Norm	1959-62
Shindle, Bill	1894-98
Shipley, Craig	1986-87
Shirley, Bart	1964, 66, 68
Shirley, Steve	1982
Shoch, George	1893-97
Shriver, Harry	1922-23
Shuba, George	1948-50, 52-55
Shuey, Paul	2002-2004
Siebert, Dick	1932, 36
Simpson, Joe	1975-78
Sims, Duke	1971-72
Singer, Bill	1964-72
Sington, Fred	1938-39
Sizemore, Ted	1969-70, 76
Skaff, Frank	1935
Skowron, Bill	1963
Slade, Gordon	1930-32
Sloat, Dwain	1948
Smith, Broadway	1897-00
Smith, Charley	1960-61
Smith, Dick	1965
Smith, George	1918, 23
Smith, Germany	1890, 97
Smith, Greg	1991
Smith, Hap	1910
Smith, Jack	1962-63
Smith, Nate	1962
Smith, Red	1911-14
Smith, Reggie	1976-81

Smith, Sherry	1915-17, 19-22
Smith, Tony	1910-11
Smith, Will	2019-
Smynes, Clancy	1944
Smyth, Red	1915-17
Smythe, Harry	1934
Snider, Duke	1947-62
Snyder, Cory	1963-94
Snyder, Gene	1959
Snyder, Jack	1917
Solomon, Eddie	1973-75
Sommerville, Andy	1894
Sosa, Elias	1976-77
Sothern, Denny	1931
Souza Jr, Steven	2021
Spencer, Daryl	1961-63
Spencer, Roy	1937-38
Sponner, Karl	1954-55
Springer, Dennis	2001-02
Stack, Eddie	1912-13
Stainback, Tuck	1938-39
Stallings, George	1890
Standaert, Jerry	1925-26
Stanhouse, Don	1980
Stanky, Eddie	1944-47
Stark, Dolly	1910-12
Statz, Jigger	1927-28
Steele, Bill	1914
Steele, Elmer	1911
Steelman, Farmer	1900-01
Stein, Ed	1892-96, 98
Stengel, Casey	1912-17
Stephenson, Jerry	1970
Stevens, Ed	1945-47
Stewart, Brock	2016-19
Stewart, Dave	1978, 81-83
Stewart, Scott	2004
Stewart, Stuffy	1923
Stinson, Bob	1969-70
Stock, Milt	1924-26
Stone, Gavin	2023-
Stovey, Harry	1893
Strahler, Mike	1970-72
Strang, Sammy	1903-04
Strawberry, Darryl	1991-93
Stricklett, Elmer	1905-07
Stripling, Ross	2016-20
Stripp, Joe	1932-37
Stryker, Dutch	1926
Stuart, Dick	1966
Stubbs, Franklin	1984-89
Stults, Eric	2006-09
Sturtz, Tanyon	2008
Sudakis, Bill	1968-71
Suero, wander	2023
Sukeforth, Clyde	1932-34, 45
Sullivan, Billy	1942
Sunkel, Tom	1944
Surkamp, Eric	2015
Sutcliffe, Rick	1976, 78-81
Sutton, Don	1966-80, 88
Sweeney, Mark	2007-08
Swift, Bill	1941
Syndergaard, Noah	2023

T

Taschner, Jack	2010
Tamulis, Vito	1938-41
Tapani, Kevin	1995
Tatum, Tommy	1941, 47
Taveras, Alex	1982-83
Taylor, Chris	2016-
Taylor, Danny	1932-36
Taylor, Harry	1946-48
Taylor, Zack	1920-25, 35
Teed, Dick	1953
Templeton, Chuck	1955-56
Tepesch, Nick	2016
Tepsic, Joe	1946
Terry, Adonis	1890-91
Terwilliger, Wayne	1951
Thames, Marcus	2011
Thatcher, Grant	1903-04
Theriot, Ryan	2010
Thielman, Henry	1903
Thomas, Derrel	1979-83
Thomas, Fay	1932
Thomas, Ian	2015

H I S T O R Y A N D R E C O R D S

Thomas, Ray	1938
Thomasson, Gary	1979-80
Thome, Jim	2009
Thompson, Derek	2005
Thompson, Don	1961, 63-64
Thompson, Fresco	1931-32
Thompson, Milt	1996
Thompson, Tim	1964
Thompson, Trayce	2016-18, 22-23
Thormahlen, Hank	1925
Thurston, Joe	2002-04
Thurston, Sloppy	1930-33
Tierney, Cotton	1925
Tiffie, Terry	2008
Tischinski, Tom	1973
Todd, Al	1939
Toles, Andrew	2016-18
Tolleson, Shawn	2012-13
Tomko, Brett	2006-07
Tooley, Bert	1911-12
Torborg, Jeff	1964-70
Torreyes, Ronald	2015
Tracewski, Dick	1962-65
Traxler, Brian	1990
Treadway, George	1894-95
Treadway, Jeff	1994-95
Treanor, Matt	2012

Treinen, Blake	
Tremark, Nick	1934-38
Tremper, Overton	1927-28
Trivino, Alex	1986-87
Triunfel, Carlos	2014
Trilcock, Rick	1993
Trombley, Mike	2001-02
Troncoso, Ramon	2008-11
Tsao, Chin-hui	2007, 2015-16
Tsutsugo, Yoshi	2021
Tucker, Tommy	1898
Tudor, John	1988-89
Turner, Justin	2014-22
Turner, Trea	2021-22
Tyson, Ty	1928

U

Uceta, Edwin	2021
Underwood, Fred	1894
Urias, Julio	2016-23
Uribe, Juan	2011-15
Utley, Chase	2015-18

V

Vail, Mike	1984
Valdes, Ismael	1994-2000
Valdes, Rene	1957
Valdez, Wilson	2007
Valentin, Jose	2005
Valentine, Bobby	1969, 71-72
Valenzuela, Fernando	1980-90
Valera, Brevvic	2018
Valle, Hector	1965
Valo, Elmer	1957-58
Van Buren, Deacon	1904
Vance, Dazzy	1922-32, 35
Vance, Sandy	1970-71
Van Cuyk, Chris	1950-52
Van Cuyk, Johnny	1947-49
Vande Berg, Ed	1986
Van Styke, Scott	2012-17
Vargas, Claudio	2009

Vargas, Miguel	
Vaughan, Arky	1942-43, 47-48
Vasquez, Andrew	2021
Velez, Eugenio	2011
Venabe, Will	2016
Venafro, Mike	2004
Venditte, Pat	2018
Ventura, Robin	2003-04
Verdugo, Alex	2017-19
Versalles, Zoilo	1968

Vesia, Alex	
Vickers, Rube	1903
Victorino, Shane	2012
Vizcaino, Jose	1989-90,
	98-00
Vosmik, Joe	1940-41

W

Wachtel, Paul	1917
Wade, Ben	1952-54
Wade, Cory	2008-09
Wagner, Butts	1898

Walker, Dixie	1939-47
Walker, Mysterious	1913
Walker, Rube	1951-58
Wall, Joe	1902
Wall, Josh	2012-13
Wall, Stan	1974-77
Walls, Lee	1962-64
Wallach, Tim	1993-96
Walsh, Dave	1990
Walters, Zach	2016
Walton, Danny	1976
Waner, Lloyd	1944
Waner, Paul	1941, 1943-44
Ward, Chuck	1918-22
Ward, Darryle	2003
Ward, John Monte	1891-92
Ward, Preston	1948
Ward, Rube	1902
Warner, Jack	1929-31
Warren, Tommy	1944
Warwick, Carl	1961
Wasdell, Jimmy	1940-41
Washington, Ron	1977
Watkins, George	1936
Watson, Tony	2017
Wayne, Gary	1994
Weaver, Eric	1998
Weaver, Jeff	2004-05, 2009-10
Webb, Hank	1977
Webber, Les	1942-46
Webster, Mitch	1991-95
Weiss, Gary	1980-81
Welch, Bob	1978-87
Wellman, Brad	1987
Wells, David	2007
Wells, John	1944
Wells, Terry	1990
Werhas, John	1964-65, 67
Wern, Jayson	2004-06
West, Matt	2015
West, Max	1928-29
Wetland, John	1989-91
Weyhing, Gus	1900
Wheat, Mack	1915-19
Wheat, Zack	1909-26
Wheeler, Ed	1902
White, Barney	1945
White, Bill	1945
White, Devon	1999-2000
White, Larry	1983-84
White, Mitch	2020-22
White, Myron	1978
White, Tyler	2019
Whitfield, Terry	1984-86
Whiting, Jesse	1906-07
Whitman, Dick	1946-49
Whitted, Possum	1922
Wicker, Kemp	1941
Wieland, Joe	2015
Wilhelm, Hoyt	1971-72
Wilhelm, Kaiser	1908-10
Wilkins, Rick	1999
Willhite, Nick	1963-66
Williams, Dick	1951-54, 56
Williams, Eddie	1997
Williams, Jeff	1999-2002
Williams, Leon	1926
Williams, Luke	2023
Williams, Reggie D	1985-87
Williams, Reggie B	1995
Williams, Stan	1958-62
Williams, Todd	1995
Williams, Woody	1938
Wills, Maury	1959-66,
	69-72
Wilson, Brian	2013-14
Wilson, Eddie	1936-37
Wilson, Hack	1932-34
Wilson, Robert	1958
Wilson, Steve	1991-93
Wilson, Tex	1924
Wilson, Tom	2004
Windhorn, Gordon	1961
Winford, Jim	1938
Winham, Lave	1902
Winslett, Tom	1936-38
Winston, Hank	1936
Withrow, Chris	2013-15
Witt, Whitey	1926
Wojev, Pete	1964
Wolf, Randy	2007, 2009

Wolters, Tony	2022
Wood, Alex	2015-18, 2020
Woodson, Tracy	1987-89
Wong, Kolten	2023
Worrell, Todd	1993-97
Wright, Clarence	1901
Wright, Glenn	1929-33
Wright, Jamey	2012, 14
Wright, Ricky	1982-83
Wrigley, Zeke	1899
Wunsch, Kelly	2005
Wurm, Frank	1944
Wyatt, Whit	1939-44
Wynn, Jimmy	1974-75
Wynns, Austin	2023

Y

Yale, Ad	1905
Yarbrough, Ryan	
Yarrison, Rube	1924
Yeager, Joe	1898-1900
Yeager, Steve	1972-85
Yingling, Earl	1912-13
Young, Eric	1992, 97-99
Young, Delwyn	2006-09
Young, Matt	1987
Young, Michael	2013

Z

Zachary, Chink	1944
Zachary, Tom	1894-96
Zachry, Pat	1983-84
Zahn, Geoff	1973-75
Zeile, Todd	1997-98
Zimmer, Don	1954-59, 63
Zimmerman, Bill	1915
Zimmerman, Eddie	1911

MANAGERS

Alston, Walter	1954-76
Barrie, Billy	1897-98
Carey, Max	1932-33
Dahlen, Bill	1910-13
Donovan, Patsy	1906-08
Dressen, Chuck	1951-63
Durocher, Leo	1939-46, 48
Ebbets, Charles	1898
Foutz, Dave	1893-96
Griffin, Mike	1898
Grimes, Burleigh	1937-38
Hanlon, Ned	1899-1905
Hoffman, Glenn	1998
Johnson, Davey	1999-00
Lasorda, Tommy	1977-96
Little, Grady	2006-07
Lumley, Harry	1909
Mattingly, Don	2011-15
McGumgille, Bill	1890

ROBERTS, DAVE

Roberts, Dave	2016-
Robinson, Wilbert	1914-31
Russell, Bill	1996-98
Shotton, Burt	1947-50
Stengel, Casey	1934-36
Sukeforth, Clyde	1947
Torre, Joe	2008-10
Tracy, Jim	2001-05
Ward, John "Monte"	1891-92

COACHES

Adams, Red	1969-80
Amalfitano, Joey	1983-98
Bard, Josh	
Bassgall, Monty	1973-86
Bates, Aaron	
Becker, Joe	1958-64
Beringer, Carroll	1967-72
Blades, Ray	1947-48
Bowa, Larry	2008-10
Brown, Bobby	1960
Brown, Brent	2018-22
Bundy, Lorenzo	2014-15
Bryant, Clay	1961
Castro, Juan	2016-17
Clark, Jack	2001-03
Colborn, Jim	2001-05
Corriden, Red	1941-46
Cresse, Mark	1974-98
Crim, Chuck	2013-15
Debus, Jon	2005
Dempsey, Rick	1999-00
Donnelly, Rich	2006-07

Down, Rick	1999-00
Dressen, Charlie	1939-42
	1943-56, 1958-59
Duncan, Mariano	2006-10
Durocher, Leo	1961-64
Easler, Mike	2008

EBEL, DINO

Ebel, Dino	2019-
Egan, Ben	1925
Ferguson, Joe	1988-94
Fitzsimmons, Freddie	1942
Gerren, Bob	
Gilliam, Jim	1965-78
Gimenez, Chris	2019
Gomez, Preston	1965-68,
	1977-79
Gregson, Glenn	1998
Haines, Jesse	1938
Hansen, Dave	2011-12
Hartfield, Roy	1969-72
Hayworth, Ray	1945
Hendrick, George	2003
High, Andy	1937-38
Hillman, Trey	2011-13
Hines, Ben	1985-86, 1988-93
Hoffman, Glenn	1999-2005
Honeycutt, Rick	2006-19
Hough, Charlie	1998-99
Howell, Ken	2008-14
Hyers, Tim	2016-17
Jauss, Dave	2006-07
Johnston, Jimmy	1931
Kelley, Joe	1926
Killefer, Bill	1939
Lasorda, Tommy	1973-76
Lavagetto, Cookie	1951-63
LeFebvre, Jim	1978-79

LEHMANN, DANNY

Lehmann, Danny	2018, 2020-
Lett, Jim	2001-05
Lombard, George	2016-2020
Lopes, Davey	2011-15
Lyons, Ted	1954
Mattingly, Don	2008-10
McCollough, Clayton	
McGinnity, Joe	1926
McGuiness, Connor	
McGuire, Mark	2013-15
Miller, Otto	1926-36
Mota, Manny	1980-2013
Mulleavy, Greg	1968-60,
	1962-64
Mueller, Bill	2007
Murray, Eddie	2006-07
Olson, Ivy	1924, 1930-31
Ortiz, Luis	2018
Osteen, Claude	1999-00
Ozark, Danny	1965-72,
	1980-82
Pentland, Jeff	2008-11
Perranoski, Ron	1981-94
Phillips, Lefty	1965-68
Pitler, Jake	1947-57

PRIOR, MARK

Prior, Mark	2018-
Reese, Pee Wee	1959
Reiser, Pete	1960-64
Riggelman, Jim	2001-04
Roenicke, Ron	1992-93
Russell, Bill	1987-91, 1994-96
Ruth, Babe	1938
Schaefer, Bob	2008-10
Scioscia, Mike	1997-98
Shelby, John	1998-05
Smith, Reggie	1994-98
Stengel, Casey	1932-33, 1949-50
Sukeforth, Clyde	1949-50
Taylor, Zack	1935
Tincup, Ben	1940
Tracy, Jim	1999-2000

VAN SCOYOE, ROBERT

Van Scoyoe, Robert	2019-
Valentin, John	2013-15
Walker, Dixie	1970-74
Walker, Rube	1958
Wallace, Dave	1995-97
Wallach, Tim	2004-05, 2011-15
Ward, Turner	2016-18
Warthen, Dan	2006-07
Woodward, Chris	2016-18

Uniform Numbers In Dodger History

Since 1932, hundreds of players and coaches have put on a Dodger uniform, wearing every single number from 1 to 77 as well as 0, 00, 97 and 99. On April 15, from 2007-19 the Dodgers all wore No. 42 to celebrate the 60th-72nd anniversaries of Jackie Robinson breaking the color barrier. Pitcher Joe Beimel's No. 97 was the highest number ever worn by a player during a regular-season game until Manny Ramirez donned No. 99 in 2008. In 2014, Brian Wilson became the first Dodger to wear 00. Pee Wee Reese's No. 1 was officially retired on July 4, 1984, one of nine numbers that have been retired. Below is a list of the different numbers worn by Dodgers since 1932 and the years in which they were worn.

00

Brian Wilson 2013-14

0

Al Oliver 1985
 Danny Lehmann 2018-

1

Johnny Frederick 1932-34
 Buzz Boyle 1935
 Freddie Lindstrom 1936
 Woody English 1937-38
 Packy Rogers 1938
 Gene Moore 1939
 Charlie Gilbert 1940

Pee Wee Reese 1940-42,

1946-52

Paul Waner 1943-44
 Mike Sandlock 1945
 Billy Grabarkewitz 1969-72
 Rick Auerbach 1974-76
 Derrel Thomas 1979
 Gary Weiss 1980-81

2

Mickey Finn 1932
 Joe Judge 1933
 Jim Bucher 1934-37
 Leo Durocher 1938-46, 48,
 1961-64
 Bobby Morgan 1950, 1952-53
 Randy Jackson 1956-58
 Don Demeter 1958-60
 Dick Schofield 1966-67
 Tommy Dean 1967
 Bart Shirley 1966
 Zoilo Versalles 1968
 Bobby Valentine 1969,
 1971-72

Tommy Lasorda 1977-96

3

Joe Stripp 1932-37
 Pete Coscarart 1938-41
 Alex Kampouris 1942-43
 Stan Rojek 1942, 1946-47
 Red Barkley 1943
 Eddie Basinski 1944
 Gene Mauch 1944
 Fats Dantonio 1945
 Babe Herman 1945
 Billy Cox 1948-54
 Chico Fernandez 1956
 Elmer Valo 1957-58
 Willie Davis 1961-73
 Glenn Burke 1976-78
 Rudy Law 1978, 1980
 Steve Sax 1983-88
 Jeff Hamilton 1989-91
 Jody Reed 1993
 Eddie Pye 1995
 Chad Fonville 1995-97
 Alex Cora 1998-2001
 Cesar Izturis 2002-2006
 Julio Lugo 2006
 Brady Clark 2007
 Bill Mueller 2007
 Delwyn Young 2008
 Xavier Paul 2009, 2011
 Ronnie Belliard 2009-10
 Juan Castro 2011
 Eugenio Velez 2011
 Adam Kennedy 2012
 Skip Schumaker 2013

Carl Crawford 2014-16
 Chris Taylor 2016-

4

Hack Wilson 1932-34
 Frenchy Bordagaray 1935-36
 Tony Malinosky 1937
 Dolph Camilli 1938-43
 Gil Hodges 1943
 Gil English 1944
 Babe Herman 1945
 Mike Sandlock 1946
Duke Snider 1947-62
 Tom Hutton 1966, 1969
 Kevin Pasley 1974, 76-77

5

Tony Cuccinello 1932-34,
 1935
 Johnny Cooney 1935
 Ben Geraghty 1936
 Jack Radtke 1936
 Cookie Lavagetto 1937-41,
 1946-48
 Arky Vaughan 1942-43
 Clancy Smyres 1944
 Ben Chapman 1944-45
 Johnny Peacock 1945
 Carl Furillo 1946
 Tommy Brown 1948-51
 Sandy Amoros 1952
 Wayne Belardi 1953-54
 Charlie Kress 1954
 Norm Larker 1958-61
 Dick Nen 1963
 Jim Lefebvre 1965-72
 Ken McMullen 1973-75
 Johnny Oates 1977-79
 Mike Marshall 1981-89
 Stan Javier 1990-92
 Dave Hansen 1993-96
 Chip Hale 1997
 José Vizciano 1998-99
 Gary Sheffield 1998
 Davey Johnson 2000
 Jim Riggleman 2001-02
 Tyler Houston 2002
 Jason Romano 2003
 Hee-Seop Choi 2004-05
 Nomar Garciaparra 2006-08
 Mark Loretta 2009
 Reed Johnson 2010
 Juan Uribe 2011-15
 Alberto Callaspo 2015
 Corey Seager 2015-2021
 Freeman, Freddie 2022-

6

Lefty O'Doul 1932-33
 Sam Leslie 1933-35
 Buddy Hassett 1936-37
 Johnny Hudson 1938-40
 Tony Giuliani 1941
 Joe Medwick 1940, 1942
 Carden Gillenwater 1943
 Hal Peck 1943
 Charlie Dressen 1943
 John Bolling 1944
 Bill Hart 1944-45
 Carl Furillo 1946-60
 Ron Fairly 1960-69
 Steve Garvey 1969-82
 Jolbert Cabrera 2003
 Brent Mayne 2004

Jason Grabowski 2005
 Kenny Lofton 2006
 Tony Abreu 2007
 Joe Torre 2008-10
 Aaron Miles 2011
 Jerry Hairston Jr. 2012-13
 Darwin Barney 2015
 Charlie Culberson 2016
 Curtis Granderson 2017
 Danny Lehmann 2018
 Brian Dozier 2018
 Robert Van Scoyoc 2019
 Trea Turner 2021-22
 David Peralta 2023

7

Glen Wright 1932-33
 Johnny McCarthy 1934
 George Earnshaw 1935-36
 Johnny Hudson 1936-37
 Lindsay Brown 1937
 Packy Rogers 1938
 Ray Thomas 1938
 Charlie Dressen 1939-46,
 1951-53, 1958
 Joe Medwick 1943
 Pete Reiser 1947-48
 Mike McCormick 1949
 Don Demeter 1961
 Daryl Spencer 1961
 Lee Walls 1962-64
 Dick Stuart 1966
 Tommy Dean 1967
 Bob Bailey 1968
 Roy Hartsfield 1969-72
 Steve Yeager 1973-85
 Tracy Woodson 1987
 Alfredo Griffin 1989-91
 Billy Ashley 1992-95
 Greg Gagne 1996-97
 Paul Konerko 1998
 Tripp Cramer 1998-99
 José Vizciano 2000
 Jeff Branson 2000-01
 Mike Kinkade 2002-03
 Tom Wilson 2004
 J.D. Drew 2005-06
 James Loney 2007-12
 Nick Punto 2012-13
 Alex Guerrero 2014-15
 Julio Urias 2016-23

8

Gordon Slade 1932
 Jake Flowers 1933
 Lonny Frey 1934-36
 Paul Chervinko 1937-38
 Sid Gautreaux 1937
 Gilly Campbell 1938
 Art Parks 1939
 Joe Vosmik 1940-41
 Jimmy Wasdell 1941
 Bobo Newsom 1942-43
 Howie Schultz 1943-47
 Ed Stevens 1945
 Hal Gregg 1947
 Don Lund 1948
 George Shuba 1948-50,
 1952-55
 Dale Mitchell 1956
 Rocky Nelson 1956
 Johnny Roseboro 1957-58,
 1960-67
 Ron Fairly 1959

Danny Ozark 1968
 Bob Stinson 1969-70
 Duke Sims 1971
 Dick Dietz 1972
 Jerry Royster 1973-75
 Reggie Smith 1977-81
 Mark Belanger 1982
 Gary Carter 1981
 Joey Amalfitano 1993-98
 Mark Grudzielanek 1999-2002
 Ron Cramer 2003
 Olmedo Saenz 2004-07
 Shane Victorino 2012
 Don Mattingly 2008-15
 Bob Geren 2016-18
 Manny Machado 2018
 Bob Geren 2019
 Zach McKinstry 2020-22
 Kike Hernandez 2023

9

Danny Taylor 1932-36
 Tom Winsett 1936
 Babe Phelps 1937-41
 Billy Sullivan 1942
 Bill Hart 1943
 Lloyd Waner 1944
 Tommy Brown 1944-45
 Bill White 1946
 Jack Graham 1946
 Arky Vaughan 1947-48
 Bob Ramazzotti 1949
 Rocky Bridges 1951-52
 Dixie Howell 1953
 Cino Cimoli 1956-58
 Wally Moon 1959-65
 Al Ferrara 1966-68
 Andy Kosco 1969-70
 Terry McDermott 1972
 Ellie Rodriguez 1976
 Reggie Smith 1976, 1994-98
 Jerry Grote 1977-78, 1981
 Gary Thomasson 1979-80
 Don Crow 1982
 Greg Brock 1984-86
 Mickey Hatcher 1987-90
 Todd Hundley 1989-00,
 2003-04
 Marquis Grissom 2001-02
 Jason Phillips 2005
 Grady Little 2006
 Juan Pierre 2007-09
 Garret Anderson 2010
 Russ Mitchell 2010
 Hector Gimenez 2011
 Dee Gordon 2011-14
 Yasmani Grandal 2015-18
 Kristopher Negrón 2019
 Gavin Lux 2020-

10

Al Lopez 1932-35
 Ray Berres 1936
 Freddie Fitzsimmons 1937
 Randy Moore 1937
 Bert Haas 1937-38
 Roy Spencer 1938
 Carl Doyle 1939
 Ray Hayworth 1938-39
 Gus Mancuso 1940
 Mickey Owen 1941-45
 Ernie Rudolph 1945
 Bruce Edwards 1946-51
 Earl Naylor 1946

H I S T O R Y A N D R E C O R D S

Low Riggs 1946
 Rube Walker 1951-58
 Bobby Bragan 1960
 Clay Bryant 1961
 Jeff Torborg 1964-70
 Ron Cey 1971-82
 Dave Anderson 1983-89, 92
 Juan Samuel 1990-92
 Chris Gwynn 1994-95
 Chad Curtis 1996
 Ken Huckaby 1996-97
 Otis Nixon 1997
 José Vizziano 1998
 Gary Sheffield 1998-01
 Hideo Nomo 2002-04
 Jose Valentin 2005
 Danys Baez 2006
 Wilson Betemit 2006-07
 Andy LaRoche 2007
 Larry Bowa 2008-10
 Tony Gwynn Jr. 2011-12
 Michael Young 2013
 Justin Turner 2014-22

11

Clyde Sukeforth 1932-34
 Lonny Frey 1933
 Nick Tremark 1934-36
 George Watkins 1936
 Fred Frankhouse 1937-38
 Tony Lazzeri 1939
 Dixie Walker 1939-47
 Jack Banta 1947-50
 Carl Erskine 1950
 Dick Gray 1958-59
 Bob Lillis 1960-61
 Larry Burright 1962
 Ken McMullen 1963-64
 Bart Shirley 1964, 1966, 1968
 John Kennedy 1965-66
 Tommy Dean 1967
 Manny Mota 1969-13
 Erisbel Arruebarrena 2014
 Jimmy Rollins 2015
 Micah Johnson 2016
 Josh Reddick 2016
 Logan Forsythe 2017-18
 A.J. Pollock 2019-22
 Kevin Pillar 2022
 Miguel Rojas 2023

12

Val Picinich 1932-33
 Jimmy Jordan 1934-36
 Luke Hamlin 1937-41
 Bob Chipman 1941-1942, 44
 Babe Dahlgren 1942
 Rex Barney 1943
 Rube Melton 1943
 Eddie Stanky 1944-47
 Erv Palica 1948-51, 1954
 Ralph Branca 1952
 Frank Kellert 1955
 Babe Birrer 1958
 Tommy Davis 1960-66
 Bob Bailey 1967
 Jim Fairry 1968
 Von Joshua 1969-70
 Dusty Baker 1976-83
 Jay Johnstone 1985
 Bill Madlock 1985-87
 Danny Heep 1987-88
 Willie Randolph 1989-90
 Luis Lopez 1990
 Gary Carter 1991
 Dave Anderson 1992
 Jeff Treadway 1994-95
 Brett Butler 1995
 Karim Garcia 1995-97
 Jim Eisenreich 1998

Mike Devereaux 1998
 Jim Tracy 2001-04
 Steve Finley 2004
 Jeff Kent 2005-08
 Brad Ausmus 2009-10
 Davey Lopes 2011
 Justin Sellers 2011-12
 Bobby Abreu 2012
 Mark McGwire 2013
 John Valentin 2014
 Juan Nicasio 2015
 Turner Ward 2016-18
 Dino Ebel 2019
 Joey Gallo 2022
 Jake Marisnick 2023

13

Burleigh Grimes 1938
 Kirby Higbe 1941-43,
 1946-47
 Ralph Branca 1944-45,
 1947-51, 1953
 Tommy Warren 1944
 John Douglas 1945
 John Ferguson 1970-76,
 1978-81, 1988-94
 Antonio Osuna 1995-00
 Jim Leyritz 2000
 Alex Cora 2002-04
 Oscar Robles 2005-06
 Wilson Valdez 2007
 Terry Tifee 2008
 Angel Berroa 2008
 Orlando Hudson 2009
 Ryan Theriot 2010
 Ivan DeJesus Jr. 2011-12
 Hanley Ramirez 2012-14
 Juan Castro 2016-17
 Max Muncy 2018-

14

Bud George 1932
 George Kelly 1932
 Del Bissnette 1933
 Joe Hutcheson 1933
 Wally Millies 1934
 Frank Lamanske 1935
 Frank Skaff 1935
 Ox Eckhardt 1936
 Roy Spencer 1937
 Freddie Fitzsimmons 1938-43
 Chris Haughey 1943
 Rube Melton 1944
 Lee Pfund 1945
 Ferrell Anderson 1946
 Dick Whitman 1947
Gil Hodges 1947-61
 Ken McMullen 1962
 Bill Skowron 1963
 John Werhas 1964-65, 1967
 Len Gabrielson 1967-70
 Von Joshua 1970-71,
 1973-74, 1979

Tom Haller 1971
 Chris Cannizzaro 1972-73
 Ivan DeJesus 1974-76
 Mike Scioscia 1980-92
 1997-98
 Delino DeShields 1994-96
 F.P. Santangelo 2000
 Jeff Reboulet 2001-02
 Larry Barnes 2003
 Jim Lett 2004-05
 Bill Mueller 2006
 Mike Lieberthal 2007
 Pablo Ozuna 2008
 Juan Castro 2009
 Jamey Carroll 2010-11
 Mark Ellis 2012-13
 Dan Haren 2014
 Enrique Hernández 2015-20

15

Dazzy Vance 1932
 Ownie Carroll 1933-34
 Tom Baker 1935
 Bob Logan 1935
 Johnny Cooney 1936
 Max Butcher 1937
 Waite Hoyt 1938
 Vito Tamulis 1938-41
 Tom Drake 1941
 Kirby Higby 1941
 Bobby Bragan 1943-44
 Stan Andrews 1944-45
 Lew Riggs 1946
 Dick Whitman 1946
 Clyde Sukeforth 1949-50
 Johnny Rutherford 1952
 Sandy Amoros 1954-57
 Irv Noren 1960
 Ed Rakow 1960
 Tim Lincecum 1961-62
 Bob Miller 1963-67
 Tom Haller 1968-70
 Richie Allen 1971
 Davey Lopes 1972-81, 2011-
 Gil Reyes 1983-85, 1987-88
 Chris Gwynn 1987-91
 Dave Hansen 1992
 Tom Prince 1994-98
 Davey Johnson 1999
 Shawn Green 2000-04
 Scott Erickson 2005
 Rafael Furcal 2006-11
 Austin Barnes 2016-

16

Van Lingle Mungo 1932-41
 Billy Herman 1941-43, 1946
 Pat Ankenman 1944
 Barney Koch 1944
 Eddie Miksis 1944
 Art Herring 1944-46
 Joe Medwick 1946
 Ray Blades 1947
 Clyde King 1947-48
 Morrie Martin 1949
 Earl Mossor 1951
 Ken Lehman 1952, 1956-57
 Danny McDevitt 1957-60
 Ron Perranoski 1961-67
 Rocky Colavito 1968
 Bill Sudakis 1969-71
 Rick Monday 1977-84
 Ron Perranoski 1985-94
 Hideo Nomo 1995-98
 Mark Grudzielanek 1998
 Paul Lo Duca 1999-04
 Steve Finley 2004
 Jim Tracy 2004-05
 Andre Ethier 2006-17
 Bob Geren 2018
 Will Smith 2019-

17

Watty Clark 1932-33,
 1935-37
 Buzz Boyle 1933-34
 Max Butcher 1938
 Jimmy Ripple 1939
 Whitlow Wyatt 1939-44
 Tom Seatz 1945
 Don Lund 1947
 Tommy Tatum 1947
 Bob Ramazzotti 1948
 Carl Erskine 1948-49,
 1950-59
 Phil Ortega 1960-64
 Hector Valle 1965
 Jim Barbieri 1966
 Nate Oliver 1967
 Hank Aguirre 1968
 Jim Bunning 1969
 Camilo Pascual 1970
 Tom Paciorek 1971-75

Joe Simpson 1975-78
 Greg Brock 1983
 Rafael Landestoy 1983-84
 Len Matuszek 1985-87
 Rick Dempsey 1989-90
 Bob Ojeda 1991-92
 Roger McDowell 1993-94
 José Parra 1995
 Felix Rodriguez 1995-96
 Dave Wallace 1995-97
 Juan Castro 1998-99
 Geromino Berroa 2000
 Jim Lett 2001
 Kazuhisa Ishii 2002-04
 Mitch Jones 2009
 Jason Repko 2005-09
 A.J. Ellis 2010-16
 Micah Johnson 2016
 Brandon Morrow 2017
 Kyle Farmer 2018
 Joe Kelly 2019-21
 Hanser Alberto 2022
 Joe Kelly 2023

18

Fred Heimach 1930-33
 Bert Delmas 1933
 Len Koenecke 1934-35
 Dick Siebert 1936
 Harry Eisenstat 1936-37
 Tot Pressnell 1938-40
 Steve Rachunok 1940
 Lew Riggs 1941-42
 Johnny Cooney 1943-44
 Clyde King 1944
 Vic Lombardi 1945-47
 Dick Whitman 1948-49
 Wayne Belardi 1950-51
 Jim Hughes 1952-56
 Solly Drake 1959
 Sandy Amoros 1960
 Charley Smith 1960-61
 Carroll Beringer 1962-64
 Preston Gomez 1965-68
 Bill Russell 1969-91, 1994-98
 Jim Leyritz 2000
 Tim Bogar 2001
 Jim Lett 2002-03
 José Hernandez 2004
 Paul Bako 2005
 Ramon E. Martinez 2006-07
 Hiroki Kuroda 2008-11
 Matt Treanor 2012
 Tim Federowicz 2013
 Chone Figgins 2014
 Roger Bernadina 2014
 Jose Peraza 2015
 Kenta Maeda 2016-19
 Lamb, Jake 2022
 Tony Wolters 2022
 Shelby Miller 2023

19

Ray Phelps 1930-32
 Chick Outen 1933
 Babe Phelps 1935-36
 Ralph Birkofer 1937
 Jim Lindsey 1937
 Ira Hutchinson 1939
 Herman Franks 1940-41
 Cliff Dapper 1942
 George Washburn 1943
 Charlie Fuchs 1944
 Ed Head 1944
 Morrie Aderholt 1945
 Joe Hatten 1946-51
 Joe Landrum 1950, 1952
 Johnny Schmitz 1951-52
Jim Gilliam 1953-78

20

Sloppy Thurston 1932-33
 Glenn Chapman 1934

Harry Eisenstat.....1935
 Zack Taylor.....1935-36
 Tom Baker.....1937
 Ernie Koy.....1938-40
 Wes Flowers.....1940
 Larry French.....1941-42
 Kemp Wicker.....1941
 Al Glossop.....1943
 Tommy Warren.....1944
 Ralph Branca.....1946-47
 Phil Haugstad.....1947-48, 1951
 Elmer Sexauer.....1948
 Rip Repulski.....1959-60
 Dick Farrell.....1961
 Willard Hunter.....1962
 Daryl Spencer.....1962
 Dick Scott.....1963
 Al Ferrara.....1963, 1965
Don Sutton ... 1966-80, 1988
 Candy Maldonado.....1982-85
 Ed Amelung.....1984, 1986
 Larry See.....1986
 Mike Davis.....1989
 Brian Traxler.....1990
 Darren Holmes.....1990
 Mitch Webster.....1991-95
 Mike Blowers.....1996
 Darren Lewis.....1997

21

Joe Shaute.....1932-33
 Phil Page.....1934
 Buster Mills.....1935
 Dazzy Vance.....1935
 Sid Gautreaux.....1936
 Bill Posedel.....1938
 Al Todd.....1939
 Wes Ferrell.....1940
 Lou Fette.....1940
 Lee Grissom.....1940-41
 Newt Kimball.....1941-43
 Luis Olmo.....1943-45
 Art Herring.....1946
 Spider Jorgensen.....1947-50
 Clyde King.....1947
 Tim Thompson.....1954
 Rocky Nelson.....1956
 Bill Harris.....1957, 1959
 Ed Rakow.....1960
 Andy Carey.....1962
 Nate Smith.....1962
 Jim Brewer.....1964-75
 Ed Goodson.....1976-77
 Jay Johnstone.....1980-82, 1985
 Ricky Wright.....1982-83
 Tony Brewer.....1984
 Bob Bailor.....1984-85
 Tito Landrum.....1987
 Reggie Williams.....1987
 Tracy Woodson.....1988-89
 Hubie Brooks.....1990
 Greg Smith.....1991
 Eric Young.....1992, 1998-99
 Rafael Bourmigal.....1992-95
 Roberto Kelly.....1995
 Billy Ashley.....1996-97
 Greg Gagne.....1997
 Henry Blanco.....1998
 Chad Kreuter.....2000-02
 Jeremy Burnitz.....2003
 Milton Bradley.....2004-05
 Ricky Ledee.....2006
 Marlon Anderson.....2006-07
 Esteban Loaiza.....2008
 Mark Sweeney.....2007-08
 Randy Wolf.....2009
 Tony Abreu.....2009
 Jon Garland.....2009, 2011
 Nick Green.....2010
 Scott Podsednik.....2010
 Juan Rivera.....2012
 Zack Greinke.....2013-15

Trayce Thompson.....2016-17
 Yu Darvish.....2017
 Walker Buehler.....2018-

22

Jack Quinn.....1932
 Rosy Ryan.....1933
 Ray Berres.....1934
 Curly Onis.....1935
 Vince Sherlock.....1935
 Tom Baker.....1936
 Roy Henshaw.....1937
 Buddy Hassett.....1938
 Lindsey Deal.....1939
 Red Evans.....1939
 Ben Tincup.....1940
 Johnny Allen.....1941-43
 Bob Chipman.....1943
 Gene Hermanski.....1943, 46-51
 Bill Lohrmann.....1943-44
 Ray Hathaway.....1945
 Andy Paiko.....1951
 Billy Herman.....1952-57
 Johnny Podres.....1958-66
 Danny Ozark.....1967
 Jim Grant.....1968
 Paul Popovich.....1969
 Bill Buckner.....1971-76
 Jeff Leonard.....1977
 Mark Bradley.....1981-82
 Dave Sax.....1983
 Franklin Stubbs.....1984-89
 Don Aase.....1990
 Brett Butler.....1991-97
 Chad Fonville.....1995
 Dick Schofield.....1995
 Thomas Howard.....1998
 Devon White.....1999-00
 Jack Clark.....2001-03
 George Hendrick.....2003
 Edwin Jackson.....2004
 Jose Cruz Jr.....2005-06
 Toby Hall.....2006
 Grady Little.....2007
 Mark Sweeney.....2008
 Clayton Kershaw.....2008-21

23

Charlie Perkins.....1934
 Johnny McCarthy.....1935
 George Jeffcoat.....1936-37
 Wayne LeMaster.....1938
 Chris Hartje.....1939
 Ed Head.....1940, 1942-43
 1946
 Cy Buker.....1945
 Dan Bankhead.....1947
 George Dockins.....1947
 Johnny Hall.....1948
 Pat McGlothin.....1949-50
 Clyde King.....1951-52
 Erv Palica.....1953
 Don Zimmer.....1954-59, 1963
 Ed Palmquist.....1960-61
 Gordie Windhorn.....1961
 Marv Breeding.....1963
 Claude Osteen.....1965-73
 Jim Wynn.....1974-75
 Teddy Martinez.....1977-79
 Dave Sax.....1982
 Steve Sax.....1982
 R.J. Reynolds.....1983-85
 Enos Cabell.....1985-86
 Tim Leary.....1987
 Kirk Gibson.....1988-90
 Eric Karros.....1991-02
 Robin Ventura.....2003-04
 Derek Lowe.....2005-08
 Casey Blake.....2009-11
 Adrian González.....2012-17
 Mark Prior.....2018-19
 Steven Souza Jr.....2021

Jason Heyward.....2023

24

Cy Moore.....1932
 Art Jones.....1932
 Jimmy Jordan.....1933
 Watty Clark.....1934
 Bobby Reis.....1935
 Randy Moore.....1936
 Jake Daniel.....1937
 Buck Marrow.....1937-38
 John Chambers.....1938
 Lee Rogers.....1938
 Bill Crouch.....1939
 Al Hollingsworth.....1939
 Joe Gallagher.....1940
 Tommy Tatum.....1941
 Paul Waner.....1941
 Augie Galan.....1941-46
 Bobby Bragan.....1947-48
 Hank Edwards.....1951
Walter Alston 1954-76

25

Max Rosenfeld.....1932
 Les Munns.....1934-35
 Ed Brandt.....1936
 Johnny Cooney.....1937
 Kiki Cuyler.....1938
 Hugh Casey.....1939-42
 Wes Flowers.....1944
 Don Lund.....1945
 Otho Nitcholas.....1945
 Hugh Casey.....1946-48
 Chris Van Cuyk.....1950-52
 Bob Milliken.....1953-54
 Frank Howard.....1958-64
 Wes Covington.....1966
 Jim Campanis.....1967-68
 Joe Moeller.....1969-71
 Tommy John.....1972-78
 Ted Power.....1981-82
 German Rivera.....1983-84
 Mariano Duncan.....1985-87,
 1989-
 Darren Fletcher.....1989-90
 Dennis Cook.....1990-91
 Mike Piazza.....1992
 Tim Lincecum.....1993, 2004-
 Mike Busch.....1995-97
 Juan Castro.....1997
 Bobby Bonilla.....1998
 Dave Hansen.....1999-02, 2011-12
 Jim Riggleman.....2003
 Rickey Henderson.....2003
 Mike Edwards.....2005
 Sandy Alomar, Jr.....2006
 Mariano Duncan.....2006-07
 Esteban Loaiza.....2007
 Andrew Jones.....2008
 Jim Thome.....2009
 Mariano Duncan.....2009-10
 Carl Crawford.....2013
 Mark McGwire.....2014-15
 Will Venable.....2016
 Rob Segedin.....2016-18
 David Freese.....2018-19
 Keibert Ruiz.....2020-21
 Neftali Feliz.....2021
 Shane Greene.....2022
 Trayce Thompson.....2022-23
 Kolten Wong.....2023

26

Johnny Babich.....1934-35
 Ray Lucas.....1934
 Fred Frankhouse.....1936
 Heinie Manush.....1937-38
 Merv Shea.....1938
 Bill Crouch.....1939
 Lyn Lary.....1939
 Curt Davis.....1940-46
 Carl Doyle.....1940

Rex Barney.....1946-50
 Fred Kipp.....1957-59
 Willie Davis.....1960
 Derrell Griffith.....1963-66
 Gene Michael.....1967
 Paul Popovich.....1968
 Red Adams.....1969-80
 Alejandro Peña.....1981-89
 Pat Perry.....1990
 Henry Rodriguez.....1992-93
 Carlos Hernandez.....1994-96
 Eric Young.....1997
 Eddie Williams.....1997
 Charles Johnson.....1998
 Rick Dempsey.....1999-00
 Brian Johnson.....2001
 Hiram Bocachica.....2002
 Wilkin Ruan.....2002-03
 Antonio Perez.....2004-05
 Jae Seo.....2006
 Toby Hall.....2006
 Einar Diaz.....2006
 Luis Gonzalez.....2007
 Gary Bennett.....2008
 Doug Mientkiewicz.....2009
 Octavio Dotel.....2010
 Tim Wallach.....2011-13
 Alex Castellanos.....2013
 Tim Federowicz.....2014
 Sergio Santos.....2015
 Chase Utley.....2015-18
 Jedd Gyorko.....2019
 Gonsolin, Tony.....2021

27

Dutch Leonard.....1933-36
 Ben Cantwell.....1937
 Eddie Morgan.....1937
 Goody Rosen.....1938-39
 Tony Gulliani.....1940
 Pete Reiser.....1941-42, 1946,
 1960-64
 Dee Moore.....1943
 Fritz Ostermueller.....1943-44
 Claude Crocker.....1944-45
 Eddie Basinski.....1945
 Ray Blades.....1947-48
 Milt Stock.....1949-50
 Cookie Lavagetto.....1951-53
 Tommy Lasorda.....1954-55
 Pete Wojey.....1954
 Bob Borkowski.....1955
 Don Demeter.....1956, 1958
 Jim Gentile.....1958
 Phil Regan.....1966-68
 Willie Crawford.....1969-75
 Elias Sosa.....1976-77
 Joe Beckwith.....1979-83
 Carlos Diaz.....1984-86
 Mike Sharperson.....1987-93
 Jerry Brooks.....1993
 Roger Cedeño.....1995-96
 Todd Zeile.....1997-98
 Manuel Barrios.....1998
 Kevin Brown.....1999-03
 Jose Lima.....2004
 D.J. Houlton.....2005
 James Loney.....2006
 Matt Kemp.....2006-14, 2018
 Justin Ruggiano.....2015
 George Lombard.....2016-17
 Alex Verdugo.....2019
 Terrance Gore.....2020
 Trevor Bauer.....2021-22

28

Ray Benge.....1933-35
 Eddie Wilson.....1937
 Bert Haas.....1938
 Merv Shea.....1938
 Fred Sington.....1939
 Tex Carleton.....1940
 Mace Brown.....1941
 Max Macon.....1942-43

Hal Gregg 1943-47
 Preacher Roe 1948-54
 Ralph Branca 1956
 Chuck Templeton 1956
 Bob Aspromonte 1956,
 1960-61

Nick Willhite 1963
 Mike G. Marshall 1974-76
 Wes Parker 1964-72
 Pedro Guerrero 1980-88
 Dave Hansen 1989
 Lenny Harris 1989
 Kal Daniels 1989-92
 Rafael Bournigal 1992-95
 Cory Snyder 1993-94
 Todd Hollandsworth 1995-2000
 Tom Goodwin 2000-01
 Jim Riggelman 2002
 Tyler Houston 2002
 Fred McGriff 2003
 Jayson Werth 2004-06
 Andy LaRoche 2007
 Shea Hillenbrand 2007
 Andy LaRoche 2008
 Danny Ardoin 2008
 Eric Milton 2009
 Rod Barajas 2010-11
 Jamey Wright 2012, 2014
 Justin Sellers 2013
 Chris Heisey 2015
 Bud Norris 2016
 Franklin Gutierrez 2017
 Luis Ortiz 2018
 Tyler White 2019
 Yoshi Tsutsugo 2021
 Shane Greene 2021
 Andrew Heaney 2022
 J.D. Martinez 2023

29

Art Herring 1934
 Harvey Green 1935
 Tom Winsett 1937-38
 Mel Almada 1939
 Jimmy Wasdell 1940-41
 Ed Albosta 1941
 Clyde King 1945
 Hank Behrman 1946-48
 Carl Furillo 1946
 Gene Mauch 1948
 Don Thompson 1951,
 1953-54

Tommy Holmes 1952
 Tommy Lasorda 1954
 Pete Wojey 1955
 Ralph Mauriello 1958
 Stan Williams 1958-62
 Jim Baxes 1959
 Chuck Essegian 1959-60
 Nate Oliver 1963-66
 John Duffie 1967
 Jack Jenkins 1969
 Jose Peña 1970-72
 Greg Heydeman 1973
 Mike Garman 1977-78
 Gerald Hannahs 1978-79
 Don Stanhouse 1980
 Ron Perranoski 1981-84
 Alex Trevino 1986-87
 Ricky Horton 1988-89
 Lenny Harris 1989-93
 Tim Wallach 1994-96
 Milt Thompson 1996
 Eric Anthony 1997
 Matt Luke 1998
 Adrian Beltre 1998-2004
 Tim Wallach 2005
 Mariano Duncan 2006
 James Loney 2006
 Jason Schmidt 2007-09
 Ted Lilly 2010-13
 Tim Wallach 2013-15
 Scott Kazmir 2016-17
 George Lombard 2018-19

Andy Burns 2021
 Billy McKinney 2021
 Dyan Cooper 2023
 Austin Wynns 2023

30

Boom Boom Beck 1933-34
 Bob Barr 1935
 Max Butcher 1936
 Gib Brack 1937-38
 Tuck Stainback 1938-39
 Roy Cullenbine 1940
 Red Corriden 1941-46
 Al Gionfriddo 1947
 Dwain Sloat 1948
 Billy Loes 1952-56
 Bob Lillis 1958-59
 Maury Wills 1959-66,
 1969-72

Cleo James 1968
 Derrel Thomas 1980-83
 John Tudor 1988-89
 Jose Offerman 1990-95
 Wilton Guerrero 1996-98
 Mark Grudzielanek 1998
 Craig Counsell 1999
 Brent Cookson 1999
 Gregg Olson 2000-01
 James Baldwin 2001
 Dave Roberts 2002-04
 Brad Penny 2004
 John Shelby 2005
 Dioner Navarro 2006, 2011
 Mark Hendrickson 2006-07
 Casey Blake 2008
 Jamie Hoffmann 2009
 Xavier Paul 2010
 Jerry Sands 2012
 Edinson Volquez 2013
 Miguel Olivo 2014
 Darwin Barney 2014
 Scott Baker 2015
 Scott Schebler 2015
 Dave Roberts 2016-

31

Casey Stengel 1932-36,
 1949-50
 Eddie Wilson 1936
 Andy High 1937-38
 Bill Killefer 1939
 Gene Moore 1940
 Alex Kampouris 1941
 Les Webber 1942-45
 Eddie Basinski 1945
 Dick Whitman 1946
 Jake Pitler 1947-57
 Greg Mulleavy 1958-60,
 1962-64

Don LeJohn 1965
 Jim Campanis 1966
 Ted Savage 1968
 Bill Sudakis 1968
 Al McBean 1969-70
 Gary Moore 1970
 Hoyt Wilhelm 1971-72
 Doug Rau 1972-79
 Jorge Orta 1982
 Jack Fimple 1983-84, 1986
 Ed Vande Berg 1986
 Jim Poole 1990
 John Shelby 1987-1990,
 1998-04

Roger Neidlinger 1990
 Jim McDowell 1991-92
 Mike Piazza 1993-98
 Brad Penny 2005-08
 James McDonald 2009-10
 Jay Gibbons 2010-11
 Tim Federowicz 2011
 Brandon League 2012-13
 Drew Butera 2013-14
 Joc Pederson 2015-20
 Max Scherzer 2021

Tyler Anderson 2022
 Amed Rosario 2023

32

Otto Miller 1932-36
 Jesse Haines 1938
 Art Parks 1939
 Boots Poffenberger 1939
 Lee Grissom 1940
 Jimmy Ripple 1940
 Lee Grissom 1941
 Johnny Rizzo 1942
 Ray Hayworth 1944-45
 Rube Melton 1943
 Babe Herman 1945
 Les Webber 1945-46
 Joe Tepsic 1946
 Willie Ramsdell 1948
 Cal Abrams 1949-52
 Rocky Nelson 1952
 Bill Antonello 1953-55

Sandy Koufax 1955-66

33

Max Carey 1932-33
 Burleigh Grimes 1937
 Ernie Koy 1938
 Newt Kimball 1940
 Don Ross 1940
 Mace Brown 1941
 Chet Kehn 1942
 Pat Ankenman 1943
 Frenchy Bordagaray 1944-45
 Don Padgett 1946
 Tommy Brown 1947
 Roy Campanella 1948
 Willie Ramsdell 1950
 Jim Romano 1951
 Ted Lyons 1954
 Joe Becker 1958-64
 Steve Bilko 1958
 Danny Ozark 1965-66,
 1969-71, 1980-82
 Ron Hunt 1967
 Vic Davalillo 1977-80
 Sid Bream 1983-85
 Jeff Hamilton 1986-1988
 Eddie Murray 1989-91, 1997,
 2006

Eric Davis 1992-93
 Garey Ingram 1994-95
 Glenn Gregson 1998
 Carlos Perez 1998-00
 Hiram Bocachica 2001
 Brian Jordan 2002-03
 Jason Grabowski 2004
 Ricky Ledee 2005-06
 David Wells 2007
 Blake DeWitt 2008-10
 Juan Castro 2010
 Marcus Thames 2011
 Juan Rivera 2011
 Ramon Hernandez 2013
 Scott Van Slyke 2012-17
 Tony Watson 2017
 Breyvic Valera 2018
 David Price 2021-22
 James Outman 2023-

34

Tom Zachary 1934-36
 Hank Winston 1936
 Waite Hoyt 1937
 Elmer Klumpp 1937
 Charlie Gilbert 1940
 Pete Reiser 1940
 Roy Jarvis 1944
 Cal McLish 1944
 Fats Dantonio 1944-45
 Clyde Sukeforth 1945
 Hank Behrman 1946
 Eddie Miksis 1946-51
 Jean Pierre Roy 1946
 Wayne Terwilliger 1951

Russ Meyer 1953-55
 Bob Aspromonte 1956
 Norm Sherry 1959-62
 Dick Calmus 1963
 Tom Hutton 1966, 1969
 Luis Alcaraz 1968
 Bobby Darwin 1969
 Ray Lamb 1970
 Lee Lacy 1972-78
 Lance Rautzhan 1977-79
 Ken Brett 1979
Fernando Valenzuela.1980-90

35

Rosy Ryan 1933
 Babe Ruth 1938
 Don Ross 1941
 Clyde Sukeforth 1943-44
 Goody Rosen 1945-46
 Cal McLish 1946
 Marv Rackley 1947-49
 Mal Mallette 1950
 Pete Wojey 1954
 Sal Maglie 1956-57
 Larry Sherry 1958
 John Klippstein 1958-59
 Doug Camilli 1960-64
 John Purdin 1965, 1968-69
 Jim Hickman 1967
 Fred Norman 1970
 Bobby Darwin 1971
 Bruce Ellingsen 1972
 Dennis Lewalyn 1975-79
 Bob Welch 1978-87
 Glenn Hoffman 1987, 1998-05
 William Brennan 1988
 Ben Hines 1988-89
 Jim Gott 1990-94
 Dave Clark 1996
 Rick Gorecki 1997
 Wayne Kirby 1997
 Greg McMichael 1998
 Brett Tomko 2006-07
 Mariano Duncan 2007, 2009
 Ramon Ortiz 2010
 Jack Taschner 2010
 John Lindsey 2010
 Jamie Hoffmann 2011
 Chris Capuano 2012-13
 Jamie Romak 2014
 Kevin Correia 2014
 Brett Anderson 2015-16
 Cody Bellinger 2017-22
 Lance Lynn 2023

36

Casey Stengel 1936
 Dykes Potter 1938
 Max Macon 1940
 Frenchy Bordagaray 1943
 Ed Stevens 1946-47
 Preston Ward 1948
 Chuck Connors 1949
 Don Newcombe 1949-51,
 1954-58
 Steve Bilko 1958
 Roy Gleason 1963
 Lefty Phillips 1965-68
 Gary Moore 1970
 Frank Robinson 1972
 Rick Rhoden 1974-78
 Pepe Frias 1980-81
 Steve Shirley 1982
 Jose Gonzalez 1985, 1988
 Matt Young 1987
 Jim Gott 1990
 Roy Jarvis 1989-91
 Mike Morgan 1989-91
 Todd Benzinger 1992
 Ricky Tricek 1993
 Todd Williams 1995
 Noe Munoz 1995
 Scott Radinsky 1996-98
 Robinson Checo 1999
 Angel Peña 1999, 2001

Omar Daal 2002
 Daryle Ward 2003
 Edwin Jackson 2003
 Jeff Weaver 2004-05
 Lance Carter 2006
 Greg Maddux 2006, 2008
 Roberto Hernandez 2007
 Danny Ardoin 2008
 Jeff Weaver 2009-10
 Blake Hawksworth 2011
 Matt Magill 2013-14
 Adam Liberatore 2015-18

37

Frenchy Bordagaray 1942
 Rube Melton 1946-47
 Johnny Van Cuyk 1948-49
 Jim Russell 1950-51
 Ed Roebuck 1955-58, 1960-63
 Babe Birrer 1958
 Gene Snyder 1959
 Nick Willhite 1964
 Mike Kekich 1965, 1968
 Dick Egan 1967
 Mike Strahler 1970-72
 Henry Cruz 1975-76
 Hank Webb 1977
 Bobby Castillo 1980-81, 1985
 Ben Hines 1985-86, 1990-93
 Mike Davis 1988
 Darren Dreifort 1994-2005
 Rich Donnelly 2006-07
 Tanyon Sturtz 2008
 Charlie Haeger 2009
 Carlos Monasterios 2010
 Lance Cormier 2011
 Dana Eveland 2011
 Elian Herrera 2012-13
 Mike Baxter 2014
 Brandon Beachy 2015
 Mike Freeman 2017
 Charlie Culberson 2017
 Brant Brown 2018-19
 Luke Raley 2021
 Eddy Alvarez 2022
 Luke Williams 2023

38

Tony Giuliani 1941
 Chink Zachary 1944
 Bob Ramazotti 1946
 Paul Minner 1946, 1948-49
 Billy Loes 1950
 Dick Williams 1951-54, 1956
 Bob Darnell 1954, 1956
 Jim Gentile 1956
 Ron Negray 1958
 Roger Craig 1959-61
 Joe Moeller 1962, 1964, 1968-68
 Jack Billingham 1968
 Bill Buckner 1969
 Sandy Vance 1970-71
 Geoff Zahn 1973-75
 Lance Rautzhan 1978-79
 Dave Goltz 1980-82
 Pat Zachry 1983-84
 Michael J. Ramsey 1985
 Craig Shipley 1986-87
 Jose Gonzalez 1989-91
 Steve Wilson 1991-92
 Todd Worrell 1993-97
 Dave Mlicki 1998-99
 Claude Osteen 1999-00
 Eric Gagné 2001-06
 Rudy Seanez 2007
 Ramon Troncoso 2008-11
 Shawn Tolleson 2012-13
 Brandon McCarthy 2015-17
 D.J. Peters 2021
 Yency Almonte 2022-

39

John Corriden 1946

Ed Chandler 1947
Roy Campanella 1948-57
 Ken Rowe 1963
 Howie Reed 1964-66

40

George Dockins 1947
 Don Lund 1947
 Clyde Sukeforth 1947
 Erv Palica 1948
 Bud Podbielan 1949-52
 Walt Moryn 1954-55
 Roger Craig 1955-58
 Stan Williams 1958-62
 Bill Singer 1964-71
 Rex Hudson 1974
 Brad Gulden 1978
 Ron Roenicke 1982-83
 Rick Honeycutt 1983-87
 Mike Devoreaux 1987-88, 1998
 Billy Bean 1989
 Barry Lyons 1990-91
 Henry Rodriguez 1994-95
 Willie Banks 1995
 Rick Parker 1995-96
 Matt Luke 1998
 Onan Masaoka 2000
 Mike Trombley 2001-02
 David Ross 2002
 Steve Schmall 2005
 Rick Honeycutt 2006-19
 Jimmy Nelson 2021

41

Harry Taylor 1947-48
 Clem Labine 1950-60
 Jim Golden 1960-61
 Jack Smith 1962
 Larry Miller 1964
 Lou Johnson 1965-67
 Ted Sizemore 1969-70
 Steve Yeager 1972
 Greg Shanahan 1973-74
 Bobby Castillo 1977-79
 Jerry Reuss 1979-87
 Brad Havens 1987-88
 Carlos Hernandez 1990-94
 Reggie Williams 1995
 John Cummings 1995-96
 Tripp Cromer 1997-98
 Jeff Shaw 1998-01
 Odalis Perez 2002
 Joe Thurston 2002
 Chad Hermansen 2003
 Brad Penny 2004
 Mike Venafro 2004
 Dioner Navarro 2005-06
 Aaron Sele 2006
 Chin-hui Tsao 2007
 Jeff Pentland 2008-11
 Rubby De La Rosa 2011-12
 Peter Moylan 2013
 Clint Robinson 2014
 Chris Hatcher 2015-17
 Daniel Hudson 2018
 Kyle Garlick 2019
 Jake McGee 2020
 Nate Jones 2021
 Josiah Gray 2021
 Kevin Quackenbush 2021
 Daniel Hudson 2018, 2022-

42

George Jeffcoat 1939
Jackie Robinson 1947-56
 Ray Lamb 1969

43

Johnny Van Cuyk 1947
 Dan Bankhead 1950-51
 Don Hoak 1954-55
 Charlie Neal 1956-61
 Willie Crawford 1964-68, 1968

Tom Hutton 1966, 1969
 John Miller 1969
 John Hale 1974-77
 Rick Sutcliffe 1978-81
 Jose Morales 1982-84
 Ken Howell 1984-88
 Dave Hansen 1990-91
 Raul Mondesi 1993-99
 Kevin Elster 2000
 Andy Ashby 2001-03
 Juan Encarnacion 2004
 Yency Brazoban 2004-08
 Will Ohman 2009
 Randy Wolf 2009
 Ken Howell 2010-13
 Brandon League 2013-15
 Luis Avilan 2015-17
 Pat Venditte 2018
 Edwin Rios 2019-22
 Noah Syndergaard 2023

44

Gene Mauch 1948
 Sam Narron 1950
 Johnny Roseboro 1959
 Dick Tracowski 1962-65
 Alan Foster 1967-70
 Al Downing 1971-77
 Ron Washington 1977
 Mickey Hatcher 1979-80
 Ken Landreault 1981-87
 Jose Vizcaino 1989-90
 Darryl Strawberry 1991-93
 Mark Guthrie 1996-98
 Rick Down 1999-00
 Phil Hiatt 2001
 Paul Shuey 2002-04
 Jon Debus 2005
 Takashi Saito 2006-08
 A.J. Ellis 2009
 Vicente Padilla 2009-11
 Aaron Harang 2012-13
 Chris Withrow 2013-15
 Chin-hui Tsao 2015
 Rich Hill 2016-19
 Tommy Kahnle 2022
 Andre Jackson 2023

45

Johnny Hall 1948
 Ray Moore 1952
 Johnny Podres 1953-55, 1957
 Don Miles 1958
 Art Fowler 1959
 Pete Richert 1962-63
 Nick Willhite 1965-66
 Ken Boyer 1968-69
 Jerry Stephenson 1970
 Stan Wall 1974-77
 Jim Lefebvre 1978-79
 Jack Perconte 1980-81
 Terry Whitfield 1984-86
 Chris Gwynn 1989
 Mike Huff 1989
 Kevin Gross 1991
 Pedro Martinez 1992-93
 Al Osuma 1994
 Jose Parra 1995
 Jim Bruske 1995-96
 Roger Cedeño 1997-98
 Jeff Kubenka 1999
 Adam Melhuse 2000
 Mike Metcalfe 2000
 Jeff Branson 2000
 Jose Nuñez 2001
 Dennis Springer 2001
 Terry Mulholland 2001-02
 Odalis Perez 2002-06
 Elmer Dessens 2006
 Scott Proctor 2007-08
 Brent Leach 2009
 Justin Miller 2010
 Trey Hillman 2011-13

Carlos Triunfel 2014
 Joe Wieland 2015
 Chris Woodward 2016-18
 Matt Beaty 2019-21
 Reyes Moronta 2022

46

Ben Wade 1952-54
 Don Bessent 1955-58
 Pete Mikkelsen 1969-72
 Juan Marichal 1975
 Burt Hooton 1975-84
 Ralph Bryant 1985-87
 Jim Gott 1990
 Mike Hartley 1989-91
 Kevin Gross 1992-94
 Rick Parker 1995
 Kevin Tapani 1995
 Rob Murphy 1995
 Jim Bruske 1995-96
 Nelson Liriano 1997
 Jim Bruske 1998
 Gary Rath 1998
 Rick Wilkins 1999
 Doug Bochtler 1999
 Trever Miller 2000
 Hiram Bocachica 2000-01
 Bruce Aven 2001
 Paul Quantrill 2002-03
 Rodney Myers 2004
 Elmer Dessens 2004-05
 Dave Jaus 2006-07
 Bob Schaefer 2008-10
 Russ Mitchell 2011
 Josh Wall 2012-13
 Mike Bolsinger 2015-16
 Josh Fields 2016-18
 Tony Gonsolin 2019-20
 Corey Knebel 2021
 Craig Kimbrel 2022
 Jake Reed 2023
 Wander Suero 2023

47

George Pfister 1952
 Vicente Romo 1968
 Andy Messersmith 1973-75, 1979
 Candy Maldonado 1981
 Greg Brock 1982
 Larry White 1983-84
 Jose Gonzalez 1985-87
 Jesse Orosco 1988, 2001-02
 Tom Goodwin 1991-93
 Gary Wayne 1994
 Jesus Martinez 1996
 Trinidad Hubbard 1998-99
 Shawn Gilbert 2000
 Bruce Aven 2000-01
 Wilson Alvarez 2003-05
 Tim Hamulack 2006
 Chad Moeller 2007
 Cory Wade 2008-09
 Jerry Sands 2011
 Luis Cruz 2012-13
 Ricky Nolasco 2013
 Paul Maholm 2014
 Howie Kendrick 2015-16
 Trayce Thompson 2017
 J.T. Chargois 2018-19
 Ryan Pepiot 2022-23

48

Andy Paiko 1952
 Ray Moore 1953
 Carmen Mauro 1953
 Glen Mickens 1953
 Karl Spooner 1955
 Jim Fairey 1973
 Doyle Alexander 1971
 Rick Sutcliffe 1976
 Dave Stewart 1978, 1981-83
 Dennis Powell 1985-86
 Ramon Martinez 1988-98

H I S T O R Y A N D R E C O R D S

Jacob Brumfield 1999
 Eric Gagne 1999-00
 Jim Colborn 2001-05
 Dan Warthen 2006-07
 Ken Howell 2008-09
 Russ Ortiz 2010
 John Ely 2010, 2012
 Javy Guerra 2013
 Nick Buss 2013
 Nick Tepesch 2016
 Zach Walters 2016
 Brock Stewart 2016-19
 Gavin Lux 2019
 Brusdar Graterol 2020-

49

John Corriden 1946
 Joe Black 1952-55
 Chuck Templeton 1956
 Bob Kennedy 1957
 Rene Valdes 1957
 Jose Peña 1970
 Charles Hough 1970-80,
 1998-99

Tom Niedenfuer 1981-87
 Tim Belcher 1987-91
 Tom Candiotti 1992-97
 Frank Lankford 1998
 Gary Rath 1998
 Matt Herges 1999-01
 Bryan Corey 2002
 Luke Allen 2002
 Bubba Crosby 2003
 Scott Mullen 2003
 Joe Thurston 2003-04
 Cody Ross 2005
 Willy Aybar 2005-06
 Delwyn Young 2006
 Brian Falkenberg 2008
 Claudio Vargas 2009
 Travis Schlichting 2009
 A.J. Ellis 2008-09
 Charlie Haeger 2010
 Travis Schlichting 2010
 Trent Oeltjen 2010-12
 Alex Castellanos 2012-13
 Carlos Marmol 2013
 Tim Hyers 2016-17
 Zach Neal 2018
 Blake Treinen 2020-

50

Don Elston 1957
 Dick Smith 1965
 Bob O'Brien 1971
 Eddie Solomon 1973-75
 Ron Roenicke 1981
 Jay Howell 1988-92
 Steve Wilson 1993
 Felix Rodriguez 1995
 Antonio Osuna 1995
 Mike Harkey 1997
 Brad Clontz 1998
 Will Brunson 1998
 Pedro Borbon 1999
 Chris Donnels 2000-01
 Jobert Cabrera 2002
 Steve Colyer 2003
 Duaner Sanchez 2004-05
 Joel Guzman 2006
 Eric Stults 2006-09
 Jon Link 2010
 Nathan Eovaldi 2011-12
 Randy Choate 2012
 Chuck Crim 2013-15
 Casey Fien 2016
 Brett Eibner 2017
 Ryan Madson 2018
 Jaime Schultz 2019
 Mookie Betts 2020-

51

Bert Hamric 1955
 Larry Sherry 1958-63

Jeff Leonard 1977
 Terry Forster 1978-82
 Lemmie Miller 1984-85
 Reggie Williams 1985-88
 Brian Holton 1985-88
 Jeff Fischer 1989
 Dave Walsh 1990
 Terry Wells 1990
 Joey Eischen 1995-96
 Adam Riggs 1997
 Mel Rojas 1999
 Mike Maddux 1999
 Terry Adams 2000-01
 Robert Ellis 2002
 Tom Martin 2003-04
 Jonathan Broxton 2005-11
 Ronald Belisario 2012-13
 Red Patterson 2014
 Zach Lee 2015
 Brock Stewart 2016
 Carlos Ruiz 2016
 Dylan Furoz 2018-20
 Alex Vesia 2021-

52

Preston Ward 1948
 Carroll Beringer 1965-72
 Tommy Lasorda 1973-76
 Myron White 1978
 Steve Sax 1981
 Cecil Espy 1983
 Bill Madlock 1985
 Balvino Galvez 1986
 Tim Crews 1987-92
 John DeSilva 1993
 Brian Barnes 1994
 Greg Hansell 1995
 Mark Guthrie 1995
 Darren Hall 1996-98
 Adam Riggs 1997
 Jamie Arnold 1999-00
 Al Reyes 2000-01
 Chin-Feng Chen 2002-04
 Brian Myrow 2005
 Randy Wolf 2007
 James McDonald 2008-09
 George Sherrill 2009-10
 Josh Lindblom 2011-12
 Tim Federowicz 2012
 John Valentin 2013
 Pedro Báez 2014-20
 Phil Bickford 2021-23

53

Don Drysdale 1956-69
 Tom Paciorek 1970

54

Dixie Howell 1955-56
 Bob Gialombardo 1958
 Carl Warwick 1961
 Bart Shirley 1964, 1968
 Monty Basgall 1973-86
 Tim Leary 1988-89
 Mike Maddux 1990
 Jim Poole 1990
 John Candelaria 1991-92
 Omar Daal 1993-95
 Henry Blanco 1997
 Chance Sanford 1999
 Jeff Williams 1999-02
 Troy Brohawn 2003
 Jose Flores 2004
 Mike Rose 2005
 Cody Ross 2006
 Giovanni Carrara 2006
 D.J. Houlton 2007
 Clayton Kershaw 2008
 Jason Johnson 2008
 Ronald Belisario 2009-10, '13
 Javy Guerra 2011-12
 Chris Perez 2014
 David Huff 2015
 Jim Johnson 2015

Josh Bard 2016
 Sergio Romo 2017
 Tony Cingrani 2017-19
 Josh Bard 2020-

55

Jackie Collum 1957-58
 Ron Fairly 1958
 Sergio Robles 1976
 Orel Hershiser 1983-94, 2000
 Wayne Kirby 1996
 Rick Gorecki 1997
 Onan Masaoka 1999
 Giovanni Carrara 2001-02,
 2004-05
 Alfredo Gonzalez 2003
 Koyie Hill 2003
 Russell Martin 2006-10, 19
 Matt Guerrier 2011-13
 Skip Schumaker 2013
 Roberto Hernandez 2014
 Mat Latos 2015
 Joe Blanton 2016
 Albert Pujols 2021

56

Roy Campanella 1948
 Rafael Landestoy 1977
 Dave Patterson 1979
 Rich Rodas 1983-84
 Mike Munoz 1989-90
 Mike Christopher 1991
 Pedro Astacio 1992-97
 Garey Ingram 1997
 Eric Weaver 1998
 Robinson Checo 1999
 Mike Fetters 2000-01
 Dennis Springer 2001-02
 Jim Rigglesman 2003-04
 Derek Thompson 2005
 Hong-Chih Kuo 2005-11
 Michael Antonini 2012
 Joe Blanton 2012
 J.P. Howell 2013-16
 Josh Bard 2017
 Daniel Corcino 2018
 Adam Kolarek 2019-20, 2023
 Sheldon Neuse 2021
 Heath Hembree 2022
 Ryan Yarbrough 2023-

57

Rafael Landestoy 1977
 Pedro Guerrero 1978-80
 Steve Howe 1980-85
 Stu Pederson 1985
 Shawn Hillegas 1987-88
 John Wetteland 1989-91
 Kip Gross 1992-93
 Rod Nichols 1993
 Rudy Seanez 1994-95
 Dennis Reyes 1997-98
 Brian Bohanon 1998
 Luke Prokopec 2000-01
 Victor Alvarez 2002-03
 Scott Stewart 2004
 Franquelis Osoria 2005-06
 Eric Hull 2007
 Luis Maza 2008
 Scott Elbert 2008-14
 Alex Wood 2015-18, 2020
 Jake Reed 2021

58

Joe Pignatano 1957-60
 Mark Cresse 1974-98
 Sean Maloney 1998
 Kevin Beirne 2002
 Rodney Myers 2003
 Brian Falkenberg 2004
 Edwin Jackson 2005
 Chad Billingsley 2006-14
 Ian Thomas 2015
 Jesse Chavez 2016

Edward Paredes 2017-18
 Rocky Gale 2018-19
 Jimmy Sherry 2021
 Chris Martin 2022
 Tyson Miller 2023
 Gus Varland 2023-

59

Steve Shirley 1982
 Ray Seearge 1989-90
 Ismael Valdes 1994-00
 McKay Christensen 2001
 Guillermo Mota 2002-04, 2009
 Kelly Wunsch 2005
 Travis Schlichting 2010
 Stephen Fife 2012-14
 Eric Surkamp 2015
 Ronald Torreyes 2015
 Chin-hui Tsao 2016
 Fabio Castillo 2017
 Zac Rosscup 2018-19
 Mike Kickham 2021
 Evan Phillips 2021-

60

John DeSilva 1998
 Eddie Pye 1994
 Juan Castro 1995-96
 Mike Judd 1997-00
 Masao Kida 2003-04
 Chin-lung Hu 2007-10
 Todd Coffey 2012
 Jose Dominguez 2013-14
 Andrew Toles 2016-18
 Robbie Erlin 2022
 Yonny Hernandez 2023

61

Earl Robinson 1958
 Chan Ho Park 1994-2001, 2008
 Josh Beckett 2012-14
 Alex Verdugo 2017-18
 Garrett Clevinger 2021-22
 Taylor Scott 2023
 Tyson Miller 2023

62

Oreste Marrero 1996
 Mike Metcalfe 1998
 Joel Peralta 2015
 Wilmer Font 2017-18
 Eric Goeddel 2018
 Darien Nunez 2021
 Tyler Cyr 2023

63

Angel Peña 1998-99
 Jonathan Meloan 2007
 Yimi Garcia 2014-19
 Justin Bruhl 2021-23
 Kyle Hurt 2023-

64

Jerry Brooks 1993
 Paul Lo Duca 1998
 Brian Falkenberg 2004
 Daniel Coulombe 2014-15
 Walker Buehler 2017
 Caleb Ferguson 2018-

65

Jose Parra 1995
 Joe Pederson 2014
 Austin Barnes 2015-16
 Kyle Farmer 2017
 Casey Sadler 2019
 Aaron Bates 2020-

66

Todd Williams 1995
 Paul Konerko 1997
 Norihiro Nakamura 2005
 Mike MacDougal 2011-12
 Yasiel Puig 2013-18
 Mitch White 2020-22

67	73	81	93
Will Brunson1998 Jeff Kubenka1998-99 Louis Coleman2016 O'Koyea Dickson2017 Yefry Ramirez2021	Brant Brown2020-22	Victor Gonzalez2020-23	Bryan Hudson2023
68	74	83	94
Ron Roenicke1992-93 Ross Stripling2016-20 Andrew Vasquez2021	Kenley Jansen2010-21	Michael Busch2023	Andre Jackson2021-23
70	75	85	97
Damon Hollins1998 Onan Masaoka1999 Tim Locastro2017-18 Bobby Miller2023	Alan Mills1999-00 Paco Rodriguez2012-15 Grant Dayton2016-17 Scott Alexander2018-21	Dustin May2019-	Joe Beimel2006-08
71	76	86	98
Josh Ravin2015-17 Conner Greene2021 Miguel Vargas2022 Gavin Stone2023-	Duaner Sanchez2004 Matt West2015 Josh Sborz2019-20	Jose De Leon2016 Connor McGuinness2020-	Onelki Garcia2013
72	77	88	99
Miguel Rojas2014 Travis d'Arneud2019 Rob Von Scoyoc2020- Nick Robertson2023	Joe Medwick1940-41 Charlie Dressen1940 Carlos Frias2014-16 Dennis Santana2018-21 James Outman2022	John Axford2018 Bob Geren2020-	Manny Ramirez2008-10 Hyun-Jin Ryu2013-19 Mark Prior2020-23
	78	89	
	Michael Grove2022-	Jonny DeLuca2023	
	80	91	
	Emmet Sheehan2023-	Dino Ebel2020-	
		92	
		George Lombard2020 Edwin Uceta2021	

All-Time Los Angeles Dodger Trades

1958

June 15 Acquired Steve Bilko (1B) and Johnny Klippstein (P) from the Cincinnati Reds for Don Newcombe (P)
 Aug 4 Sold Randy Jackson (3B) to the Cleveland Indians
 Dec 4 Acquired Wally Moon (OF) and Phil Paine (P) from the St. Louis Cardinals for Gino Cimoli (OF)
 Dec 23 Acquired Rip Repulski (OF), Jim Golden (P) and Gene Snyder (P) from the Philadelphia Phillies for Sparky Anderson (2B)

1969

June 15 Acquired Chuck Essegian (OF) and Lloyd Merritt (P) from St. Louis Cardinals for Dick Gray (3B)

1960

April 5 Acquired Gordie Windhorn (OF) and Dick Sanders (1B) from the New York Yankees for Fred Kipp (P)
 April 8 Acquired Ron Perranoski (P), John Goryl (3B), Lee Handley (OF) and cash from the Chicago Cubs for Don Zimmer (3B)
 April 11 Sold Johnny Klippstein (P) to the Cleveland Indians
 May 6 Acquired Nels Chittum (P) from the Boston Red Sox for Rip Repulski (OF)
 May 7 Acquired Gail Harris (1B) from the Detroit Tigers for Sandy Amoros (OF)
 June 15 Acquired Jim Donohue (P) from the St. Louis Cardinals for John Glenn (OF)
 June 15 Acquired Ray Semprow (P) and cash from the Detroit Tigers for Clem Labine (P)
 Dec 15 Sold Earl Robinson (OF) to the Baltimore Orioles
 Dec 16 Sold Danny McDevitt (P) to the New York Yankees

1961

Jan 31 Sold Joe Pignatano (P) to the Kansas City Athletics
 March 30 Acquired Howie Reed (P) and cash from the Kansas City Athletics for Ed Rakow (P)
 May 4 Acquired Dick Farrell (P) and Joe Koppe (SS) from the Philadelphia Phillies for Don Demeter (OF) and Charley Smith (3B)
 May 30 Acquired Daryl Spencer (SS) from the St. Louis Cardinals for Bob Lillis (SS) and Carl Warwick (OF)
 Dec 15 Acquired Lee Walls (OF) and cash from the New York Mets for Charlie Neal (2B)

1962

March 24 Acquired Andy Carey (3B) from the Chicago White Sox for Ramon Conde (IF) and Jim Koranda (1B)
 Oct 11 Sold Norm Sherry (C) to the New York Mets
 Oct 11 Sold Dick Smith (OF) to the New York Mets
 Nov 26 Acquired Bill Skowron (1B) from the New York Yankees for Stan Williams (P)
 Nov 30 Acquired Bob Miller (P) from the New York Mets for Tim Harkness (1B) and Larry Burright (2B)

1963

Jan 24 Acquired Don Zimmer (3B) from the Cincinnati Reds for Scott Breeden (P)
 April 1 Sold Duke Snider (OF) to the New York Mets
 June 24 Sold Don Zimmer (3B) to the Washington Senators
 July 20 Acquired Marve Breeding (2B) from the Washington Senators for Ed Roebuck (P)
 Oct 14 Sold Mike Brumley (C) to the Washington Senators
 Dec 6 Sold Bill Skowron (1B) to the Washington Senators
 Dec 13 Acquired Jim Brewer (P) and Cuno Barragan (C) from the Chicago Cubs for Dick Scott (P)

1964


April 9 Acquired Lou Johnson (OF) and cash from the Detroit Tigers for Larry Sherry (P)
 Sept 10 Sold Ken Rowe (P) to the Baltimore Orioles
 Oct 15 Sold Nick Willhite (P) to the Washington Senators
 Oct 15 Acquired Dick Smith (OF) from the New York Mets for Larry Miller (P)
 Nov 30 Sold Doug Camilli (C) to the Washington Senators
 Dec 4 Acquired Claude Osteen (P), John Kennedy (SS) and cash from the Washington Senators for Frank Howard (OF), Phil Ortega (P), Pete Richert (P) and Dick Nen (1B)

1965

May 11 Acquired Nick Willhite (P) from the Washington Senators for cash
 May 15 Acquired Phil Regan (P) from the Detroit Tigers for Dick Tracewski (SS)

1966

May 10 Sold Johnny Podres (P) to the Detroit Tigers
 May 27 Acquired Dick Egan (P) from the California Angels for Howie Reed (P)



"Sweet" Lou Johnson

All-Time Los Angeles Dodger Trades

- Sept 10 Acquired Dick Schofield (SS) from the New York Yankees for Thad Tillotson (P) and cash
 Nov 29 Acquired Ron Hunt (2B) and Jim Hickman (OF) from the New York Mets for Tommy Davis (OF) and Derrell Griffith (IF)
 Dec 1 Acquired Bob Bailey (3B-OF) and Gene Michael (SS) from the Pittsburgh Pirates for Maury Wills (SS)
 Dec 15 Acquired Bob Lee (P) from the California Angels for Nick Willhite (P)
- 1967**
 April 3 Acquired Jack Cullen (P), John Miller (OF) and cash from the New York Yankees for John Kennedy (3B)
 April 10 Acquired Len Gabrielson (1B) from the California Angels for Johnny Werhas (IF)
 May 31 Sold Bob Lee (P) to the Cincinnati Reds
 Nov 28 Acquired Mudcat Grant (P) and Zoilo Versalles (SS) from the Minnesota Twins for John Roseboro (C), Ron Perranoski (P) and Bob Miller (P)
 Nov 30 Sold Gene Michael (SS) to the New York Yankees
 Nov 30 Acquired Paul Popovich (2B) from the Chicago Cubs for Lou Johnson (OF)
- 1968**
 Feb 13 Acquired Tom Haller (C) and Frank Kasmeta (P) from the San Francisco Giants for Ron Hunt (2B) and Nate Oliver (2B)
 March 26 Acquired Rocky Colavito (OF) from the Chicago White Sox for cash
 April 3 Acquired Hank Aguirre (P) from the Detroit Tigers for cash
 April 23 Acquired Ted Savage (OF) and Jim Ellis (P) from the Chicago Cubs for Jim Hickman (OF) and Phil Regan (P)
 Oct 21 Sold Bob Bailey (3B) to the Montreal Expos
 Oct 21 Acquired Pete Mikkelsen (P) from the St. Louis Cardinals for cash
 Dec 4 Acquired Andy Kosco (OF) from the New York Yankees for Mike Kekich (P)
 Dec 5 Acquired two minor leaguers from the Kansas City Royals for Jim Campanis (C)
- 1969**
 March 30 Acquired Jimmie Schaffer (C) from the Cincinnati Reds for Ted Savage (OF)
 April 17 Acquired Al McBean (P) from the San Diego Padres for Tommy Dean (SS) and Leon Everitt (P)
 June 11 Acquired Maury Wills (SS) and Manny Mota (OF) from the Montreal Expos for Ron Fairly (OF-1B) and Paul Popovich (IF)
 Aug 15 Acquired Jim Bunning (P) from the Pittsburgh Pirates for Ron Mitchell (OF), Chuck Coggin (IF) and cash
 Sept 1 Acquired Jack Jenkins (P) from the Washington Senators for cash
- 1970**
 Sept 28 Sold Fred Norman (P) to the St. Louis Cardinals
 Oct 5 Acquired Richie Allen (1B) from the St. Louis Cardinals for Ted Sizemore (2B) and Bob Stinson (C)
 Dec 11 Acquired Duke Sims (C) from the Cleveland Indians for Alan Foster (P) and Ray Lamb (P)
- 1971**
 Feb 10 Acquired Al Downing (P) from the Milwaukee Brewers for Andy Kosco (OF)
 March 13 Sold Jeff Torborg (C) to the California Angels
 Oct 21 Acquired Larry Hisle (OF) from the Philadelphia Phillies for Tom Hutton (1B)
 Oct 22 Acquired Paul Powell (OF) from the Minnesota Twins for Bobby Darwin (OF)
 Dec 2 Acquired Frank Robinson (OF) and Pete Richert (P) from the Baltimore Orioles for Doyle Alexander (P), Bob O'Brien (P), Sergio Robles (C) and Royle Stillman (1B)
 Dec 2 Acquired Tommy John (P) and Steve Huntz (IF) from the Chicago White Sox for Richie Allen (1B)
 Dec 2 Acquired Bernie Beckman (P) and cash from the Detroit Tigers for Tom Haller (C)
 Dec 17 Acquired Chris Cannizzaro (C) from the Chicago Cubs for cash
- 1972**
 March 27 Sold Bill Sudakis (3B) to the New York Mets
 April 14 Acquired Dick Dietz (C) from the San Francisco Giants for cash
 Oct 26 Acquired Rudy Arroyo (P) and Greg Milliken (P) from the St. Louis Cardinals for Larry Hisle (OF)
 Nov 28 Acquired Andy Messersmith (P) and Ken McMullen (3B) from the California Angels for Frank Robinson (OF), Bill Singer (P), Mike Strahler (P), Billy Grabarkewitz (IF) and Bobby Valentine (OF)
- 1973**
 March 26 Acquired George Culver (P) from the Houston Astros for cash
 March 27 Sold Dick Dietz (C) to the Atlanta Braves
 April 24 Sold Tim Johnson (SS) to the Milwaukee Brewers
 Aug 10 Sold George Culver (P) to the Philadelphia Phillies
 Oct 27 Acquired Rick Auerbach (SS) from the Milwaukee Brewers for cash
 Dec 5 Acquired Mike Marshall (P) from the Montreal Expos for Willie Davis (OF)
 Dec 5 Acquired Tommie Agee (OF) from the St. Louis Cardinals for Pete Richert (P)
 Dec 6 Acquired Jimmy Wynn (OF) from the Houston Astros for Claude Osteen (P) and Dave Culppepper (P)
- 1974**
 April 3 Acquired Pedro Guerrero (IF) from the Cleveland Indians for Bruce Ellingsen (P)
 July 11 Acquired Gail Hopkins (1B) from the San Diego Padres for cash
- 1975**
 Jan 29 Sold Von Joshua (OF) to the San Francisco Giants
 May 2 Acquired Burt Hooton (P) from the Chicago Cubs for Geoff Zahn (P) and Eddie Solomon (P)
 July 15 Sold Jim Brewer (P) to the California Angels
 Nov 17 Acquired Dusty Baker (OF) and Ed Goodson (1B) from the Atlanta Braves for Jimmy Wynn (OF), Tom Paciorek (OF), Lee Lacy (OF) and Jerry Royster (IF)
- 1976**
 March 2 Acquired Ted Sizemore (2B) from the St. Louis Cardinals for Willie Crawford (OF)
 March 31 Acquired Ellie Rodriguez (C) from the California Angels for Jesus Alvarez (OF) and cash
 June 15 Acquired Reggie Smith (OF) from the St. Louis Cardinals for Joe Ferguson (C), Bob Detherage (OF) and Fred Tisdale (P)
 June 23 Acquired Elias Sosa (P) and Lee Lacy (OF) from the Atlanta Braves for Mike Marshall (P)
 Dec 20 Acquired Johnny Oates (C) and Quincy Hill (P) from the Philadelphia Phillies for Ted Sizemore (IF)
- 1977**
 Jan 11 Acquired Rick Monday (OF) and Mike Garman (P) from the Chicago Cubs for Bill Buckner (1B), Ivan DeJesus (SS) and Jeff Albert (P)
 Feb 7 Acquired Hank Webb (P) and Dick Sanders (P) from the New York Mets for Rick Auerbach (SS)
 Sept 2 Sold John Hale (OF) to the Toronto Blue Jays
 Sept 2 Sold Henry Cruz (OF) to the Chicago White Sox
 Sept 8 Sold Kevin Pasley (C) to the Seattle Mariners
 Nov 23 Sold Dennis Lewallyn (P) to the Minnesota Twins
- 1978**
 Jan 31 Sold Elias Sosa (P) to the Pittsburgh Pirates
 May 17 Acquired Billy North (OF) from the Oakland Athletics for Glenn Burke (OF)
 May 20 Acquired Larry Landreth (P) and Gerald Hannahs (P) from the Montreal Expos for Mike Garman (P)



Dusty Baker

All-Time Los Angeles Dodger Trades

July 1	Acquired Joe Ferguson (OF) and cash from the Houston Astros for Rafael Landestoy (SS) and Jeff Leonard
1979	
Feb 15	Acquired Gary Thomasson (OF) from the New York Yankees for Brad Guiden (C)
April 7	Acquired Jerry Reuss (P) from the Pittsburgh Pirates for Rick Rhoden (P)
May 11	Sold Lance Rautzhan (P) to the Milwaukee Brewers
May 11	Acquired Lerrin LaGrow (P) from the Chicago White Sox for cash
Dec 3	Sold Von Joshua (OF) to the San Diego Padres
1980	
July 11	Sold Charlie Hough (P) to the Texas Rangers
Sept 13	Acquired Dennis Lewallyn (P) from the Texas Rangers for Pepe Frias (SS)
1981	
March 30	Acquired Ken Landreaux (OF) from the Minnesota Twins for Mickey Hatcher (OF) and Matt Reeves (P)
Dec 9	Acquired Jorge Orta (OF), Larry White (P) and Jack Fimple (C) from the Cleveland Indians for Rick Sutcliffe (P) and Jack Perconte (2B)
1982	
Jan 6	Acquired Paul Voigt (P) and Scotti Madison (C) from the Minnesota Twins for Bobby Castillo (P) and Bobby Mitchell (OF)
Feb 8	Acquired Lance Hudson (2B) from the Oakland Athletics for Davey Lopes (2B)
March 30	Acquired Bert Geiger (P) and Cecil Epsy (OF) from Chicago White Sox for Rudy Law (OF)
April 28	Acquired Jose Morales (C) from the Baltimore Orioles for Leo Hernandez (3B)
Oct 15	Sold Ted Power (P) to the Cincinnati Reds
Dec 28	Acquired Pat Zachary (P) from the New York Mets for Jorge Orta (OF)
1983	
Jan 20	Acquired Vance Lovelace (P) and Dan Cataline (OF) from the Chicago Cubs for Ron Cey (3B)
March 28	Acquired Ivan Mesa (SS) from the Minnesota Twins for Tack Wilson (OF)
March 29	Acquired Steve Walker (P), Jody Johnston (P) and cash from the New York Mets for Mark Bradley (OF)
May 9	Acquired Rafael Landestoy (IF) from the Cincinnati Reds for Brett Wise (P) and John Franco (P)
Aug 19	Acquired Rick Honeycutt (P) from the Texas Rangers for Dave Stewart (P), Ricky Wright (P) and cash
Dec 7	Acquired Joe Szenieley (C), Jose Torres (P) and John Serritella (P) from the Kansas City Royals for Joe Beckwith (P)
Dec 8	Acquired Carlos Diaz (P) and Bob Bailor (IF/OF) from the New York Mets for Sid Fernandez (P)
1985	
Feb 4	Acquired Al Oliver (IF) from the Philadelphia Phillies for Pay Zachry (P)
July 9	Acquired Len Matuszek (IF) from the Toronto Blue Jays for Al Oliver (IF)
July 10	Acquired Enos Cabell (IF) from the Houston Astros for German Rivera (3B) and Rafael Montalvo (P)
Aug 31	Acquired Bill Madlock (IF) from the Pittsburgh Pirates for R.L. Reynolds (OF), Sid Bream (1B) and Cecil Epsy (IF)
Dec 11	Acquired Alex Trevino (C) from the San Francisco Giants for Candy Maldonado (OF)
Dec 11	Acquired Ed Vande Berg (P) from the Seattle Mariners for Steve Yeager (C)
1986	
Dec 10	Acquired Matt Young (P) from the Seattle Mariners for Dennis Powell (P) and Mike Watters (IF)
Dec 10	Acquired Tim Leary (P) and Tim Crews (P) from the Milwaukee Brewers for Greg Brock (1B)
1987	
May 6	Acquired Orlando Mercado (C) and Brad Havens (P) from the Detroit Tigers for Balvino Galvez (P)
May 22	Acquired John Shelby (OF) and Brad Havens (P) from the Baltimore Orioles for Tom Niedenfuer (P)
June 19	Acquired Phil Garner (IF) from the Houston Astros for Jeff Edwards (P)
June 23	Acquired Bill Krueger (P) from the Oakland A's for Tim Meeks (P)
Aug 17	Acquired Glenn Hoffman (IF) from the Boston Red Sox for Billy Bartels (P)
Aug 29	Acquired Tim Belcher (P) from the Oakland A's for Rick Honeycutt (P)
Sept 21	Acquired Mike Sharperson (IF) from the Toronto Blue Jays for Juan Guzman (P)
Dec 11	Acquired Alfredo Griffin (IF), Jay Howell (P), and Jesse Orosco (P) in a three-team deal with the Oakland A's and the New York Mets for Bob Welch (P), Jack Savage (P) and Matt Young (P)
1988	
April 1	Acquired John Gibbons (C) from the New York Mets for Craig Shipley (IF)
Aug 16	Acquired John Tudor (P) from the St. Louis Cardinals for Pedro Guerrero (OF)
Aug 31	Acquired Ricky Horton (P) from the Chicago White Sox for Shawn Hillegas (P)
Oct 3	Acquired Jim Neidlinger (P) from the Pittsburgh Pirates for Bill Krueger (P)
Dec 4	Acquired Eddie Murray (1B) from the Baltimore Orioles for Juan Bell (IF), Brain Holton (P), and Ken Howell (P)
1989	
March 11	Acquired Mike Morgan (P) from the Baltimore Orioles for Mike Devereaux (OF)
July 18	Acquired Kal Daniels (OF) and Lenny Harris (IF) from the Cincinnati Reds for Mariano Duncan (IF) and Tim Leary (P)
July 18	Acquired Billy Bean (OF) from the Detroit Tigers for Domingo Michel (1B) and Steve Green (OF)
Nov 9	Acquired Jeff Bittiger (P) from the Chicago White Sox for Tracy Woodson (IF)
Dec 20	Acquired Juan Samuel (IF) from the New York Mets for Mike Marshall (OF) and Alejandro Peña (P)
1990	
April 1	Acquired Terry Wells (P) from the Houston Astros for Franklin Stubbs (IF/OF)
May 13	Acquired Stan Javier (OF) from the Oakland A's for Willie Randolph (2B)
Sept 13	Acquired Dennis Cook (P) from the Philadelphia Phillies for Darrin Fletcher (C)
Oct 1	Acquired Mike Wilkins (P) from the Detroit Tigers for Mike Muñoz (P)
Dec 14	Acquired Greg Smith (IF) from the Chicago Cubs for Jose Vizcaino (IF)
Dec 15	Acquired Bob Ojeda (C) and Greg Hansell (P) from the New York Mets for Hubie Brooks (OF)
Dec 20	Acquired Bert Heffernan (C) from the Milwaukee Brewers for Darren Holmes (P)
Dec 29	Acquired David Lynch (P) and Steve Allen (P) from the Texas Rangers for Jim Poole (P)
1991	
July 3	Acquired Mitch Webster (OF) from the Pittsburgh Pirates for Jose Gonzalez (OF)
July 31	Acquired Roger McDowell (P) from the Philadelphia Phillies for Mike Hartley (P) and Braulio Castillo (OF)
Sept 6	Acquired Steve Wilson (P) from the Chicago Cubs for Jeff Hartsock (P)
Nov 27	Acquired Eric Davis (OF) and Kip Gross (P) from the Cincinnati Reds for Tim Belcher (P) and John Wetteland (P)
Dec 11	Acquired Rudy Seanez (P) from the Cleveland Indians for Dennis Cook (P) and Mike Christopher (P)
Dec 11	Acquired Todd Benzinger (IF) from the Kansas City Royals for Chris Gwynn (OF) and Domingo Mota (IF)
1992	
June 27	Acquired Mike Sodders (P) from the Chicago Cubs for Kal Daniels (OF)
July 2	Acquired Steve Searcy (P) and Julio Peguero (OF) from the Philadelphia Phillies for Stan Javier (OF)
Nov 17	Acquired Jody Reed (IF) from the Colorado Rockies for Rudy Seanez (P)
Dec 24	Acquired Tim Wallach (IF) from the Montreal Expos for Tim Barker (IF)

All-Time Los Angeles Dodger Trades

1993	
Sept 7	Acquired John DeSilva (P) from the Detroit Tigers for Eric Davis (OF)
Nov 17	Acquired Delino DeShields (2B) from the Montreal Expos for Pedro Martinez (P)
Dec 27	Acquired Ron Coomer (3B) from the Chicago White Sox for Isidro Marquez (P)
1994	
March 28	Acquired Al Osuna (P) from the Houston Astros for James Daspit (P)
June 16	Acquired Brian Barnes (P) from the Cleveland Indians for Eddie Lantigua (IF)
1995	
May 23	Acquired Joey Eischen (P) and Roberto Kelly (OF) from the Montreal Expos for Henry Rodriguez (OF) and Jeff Treadway (IF)
June 9	Acquired Kris Foster (P) from the Montreal Expos for Rafael Bourminal (IF)
June 19	Acquired Willie Banks (P) from the Chicago Cubs for Dax Winslett (P)
July 31	Acquired Mark Guthrie (P) and Kevin Tapani (P) from the Minnesota Twins for Greg Hansell (P) Jose Parra (P) and Ron Coomer (IF)
Aug 17	Acquired Brett Butler (OF) from the New York Mets for Scott Hunter (OF) and Dwight Maness (OF)
Nov 29	Acquired Mike Blowers (3B) from the Seattle Mariners for Miguel Cairo (IF) and Willie Oteñez (IF)
Dec 15	Acquired Rick Clelland (P) from the Montreal Expos for Omar Daal (P)
Dec. 17	Acquired Billy Brewer (P) from Kansas City for Jose Offerman (INF)
1996	
July 31	Acquired Chad Curtis (OF) from the Detroit Tigers for Joey Eischen (P) and John Cummings (P)
Aug 31	Acquired Dave Clark (OF) from the Pittsburgh Pirates for Carl South
Dec 9	Acquired Jeff Berblinger (IF) from the Detroit Tigers for Deivi Cruz and Juan Hernaiz
1997	
Aug 9	Acquired Hal Garrett (P) from the Pittsburgh Pirates for Eddie Williams (IF)
Aug 12	Acquired Otis Nixon (OF) from the Toronto Blue Jays for Bobby Cripps
Aug 18	Acquired Eric Young (IF) from the Colorado Rockies for Pedro Astacio (P)
Aug 27	Acquired Darren Lewis (OF) from the Chicago White Sox for Chad Fonville (IF)
1998	
May 15	Acquired Bobby Bonilla (IF), Jim Eisenreich (OF), Charles Johnson (C), Gary Sheffield (OF), and Manuel Barrios (RHP) from the Florida Marlins for Mike Piazza (C) and Todd Zeile (IF)
June 4	Acquired Dave Mlicki (P) and Greg McMichael (P) from the New York Mets for Hideo Nomo (P) and Brad Clontz (P)
July 4	Acquired Jeff Shaw (P) from the Cincinnati Reds for Paul Konerko (IF) and Dennis Reyes (P)
July 10	Acquired Brian Bohanon (P) from the New York Mets for Greg McMichael (P)
July 23	Acquired Widd Workman (P) from the San Diego Padres for Jim Bruske (P)
July 31	Acquired Mark Grudzielanek (IF), Carlos Perez (P), and Hiram Bocachica (IF) from the Montreal Expos for Wilton Guerrero (IF), Ted Lilly (P), Peter Bergeron (OF) and Jonathon Tucker (IF)
Oct 12	Acquired Scott Proutty (P) from the Seattle Mariners for Eric Weaver (P)
Nov 11	Acquired Mel Rojas (P) from the New York Mets for Bobby Bonilla (IF)
Dec 1	Acquired Todd Hundley (C) and Arnold Gooch (P) from the New York Mets for Charles Johnson (C) and Roger Cedeño (OF)
1999	
Jan 12	Acquired Joe Sutton (C) from the Chicago White Sox for Darren Hall (P)
April 16	Acquired Robinson Checo (P), Apostol Garcia (P) and Rick Roberts from the Detroit Tigers for Dave Mlicki (P) and Mel Rojas (P)
May 19	Acquired Doug Bochtler (P) from the Toronto Blue Jays for cash
Nov 8	Acquired Shawn Green (OF) and Jorge Nuñez (IF) from the Toronto Blue Jays for Raul Mondesi (OF) and Pedro Borbon (P)
Dec 12	Acquired Terry Adams (P), Chad Ricketts (P) and Brian Stephenson (P) from the Chicago Cubs for Ismael Valdes (P) and Eric Young (IF)
2000	
April 1	Acquired Kenny Lutz from the Cincinnati Reds for Juan Castro (IF)
June 13	Acquired Al Reyes (P) from the Baltimore Orioles for Alan Mills (P)
June 20	Acquired Jim Leyritz (C/OF) from the New York Yankees for Jose Vizcaino (IF)
July 26	Acquired Ismael Valdez (P) from the Chicago Cubs for Jamie Arnold (P) and Jorge Piedra (IF/OF)
July 31	Acquired Tom Goodwin (OF) from the Colorado Rockies for Todd Hollandsworth (OF), Randeey Dorame (P) and Kevin Gibbs (OF)
Aug 6	Acquired Bruce Aven (OF) from the Pittsburgh Pirates for cash
2001	
Feb 25	Acquired Marquis Grissom (OF) and Ruddy Lugo (P) from the Milwaukee Brewers for Devon White (OF)
March 18	Acquired Gary Majewski (P), Andre Simpson (P), and Orlando Rodriguez (P) from the Chicago White Sox for Antonio Osuna (P) and Carlos Ortega (P)
March 28	Traded Mike Judd (P) to the Tampa Bay Devil Rays for a player to be named later
July 13	Acquired McKay Christensen (OF) from the Chicago White Sox for Wade Parrish (P)
July 26	Acquired James Baldwin (P) and cash from the Chicago White Sox for Jeff Barry (OF), Gary Majewski (P) and Onan Masaoka (P)
July 31	Acquired Terry Mulholland (P) from the Pittsburgh Pirates for Adrian Burnside (P) and Mike Fetters (P)
July 31	Acquired Mike Trombley (P) from the Baltimore Orioles for Kris Foster (P) and Geronimo Gil (C)
Nov 9	Acquired Omar Daal (P) from the Philadelphia Phillies for Jesus Cordero (P) and Eric Junge (P)
Dec 13	Acquired Cesar Izturis (IF) and Paul Quantrill (P) from the Toronto Blue Jays for Luke Prokopec (P) and Chad Ricketts (P)
Dec 21	Acquired Dave Roberts (OF) from the Cleveland Indians for Christian Bridenbaugh (P) and Nial Hughes
2002	
Jan 15	Acquired Andrew Brown (P), Odalis Perez (P) and Brian Jordan (OF) from the Atlanta Braves for Gary Sheffield (OF)
March 23	Acquired Guillermo Mota (P) and Willkin Ruan (OF) from the Montreal Expos for Matt Herges (P) and Jorge Nuñez (IF)
July 22	Acquired Jobert Cabrera (IF/OF) from the Cleveland Indians for Lance Caraccioli (P)
July 23	Acquired Tyler Houston (IF) and Brian Mallette (P) from the Milwaukee Brewers for Ben Diggins (P) and Shane Nance (P)
July 25	Acquired Tom Farmer (P) and Jason Frasor (P) from the Detroit Tigers for Hiram Bocachica (IF/OF)
July 28	Acquired Paul Shuey (P) from the Cleveland Indians for Francisco Crueeta (P), Terry Mulholland (P) and Ricardo Rodriguez (P)
Dec 4	Acquired Todd Hundley (C) and Chad Hermansen (OF) from the Chicago Cubs for Mark Grudzielanek (IF) and Eric Karros (1B)
Dec 16	Acquired Derek Thompson (P) from the Chicago Cubs for cash
2003	
Jan 25	Acquired Daryle Ward (OF) from the Houston Astros for Ruddy Lugo (P)
Jan 27	Acquired Jason Romano (IF/OF) from the Colorado Rockies for Luke Allen (OF)
July 14	Acquired Jeremy Burnitz (OF) from the New York Mets for Jose S. Diaz (P), Victor Diaz (IF) and Kole Strayhorn (P)
July 31	Acquired Robin Ventura (IF) from the New York Yankees for Bubba Crosby (OF) and Scott Proctor (P)
Dec 13	Acquired Jeff Weaver (P), Ynency Brazoban (P) and Brandon Weeden (P) from the New York Yankees for Kevin Brown (P) and cash
2004	
March 29	Acquired Jason Grabowski (OF) from the Oakland Athletics for cash
March 30	Acquired Jayson Werth (OF) from the Toronto Blue Jays for Jason Frasor (P)
April 1	Acquired Cody Ross (OF) from the Detroit Tigers for Steve Colyer (P) and cash considerations.
April 3	Acquired Aaron Looper (P) and Ryan Ketchner (P) from the Seattle Mariners for Jobert Cabrera (IF)
April 3	Acquired Antonio Perez (IF) from the Tampa Bay Devil Rays for Jason Romano (OF)
April 4	Acquired Milton Bradley (OF) from the Cleveland Indians for Franklin Gutierrez (OF) and Andrew Brown (P)

All-Time Los Angeles Dodger Trades

July 30	Acquired Brad Penny (P), Hee-Seop Choi (IF) and Bill Murphy (P) from the Florida Marlins for Guillermo Mota (P), Paul Lo Duca (C) and Juan Encarnacion (OF)
July 31	Acquired Matt Merricks (P) from the Atlanta Braves for Tom Martin (P)
July 31	Acquired Brent Mayne (C) and Steve Finley (OF) from the Arizona Diamondbacks for Bill Murphy (P), Koyie Hill (C) and Reggie Abercrombie (OF)
July 31	Acquired Henri Stanley (OF) from the Boston Red Sox for Dave Roberts (OF)
Aug 19	Acquired Elmer Dessens (P) and cash from the Arizona Diamondbacks for Jereme Milons (OF)
2005	
Jan. 11	Acquired Dioner Navarro (C), William Juarez (P), Dan Muegge (P) and Beltran Perez (P) from Arizona for Shawn Green (OF) and cash
March 20	Acquired Jason Phillips (C) from the New York Mets for Kazuhisa Ishii (P)
March 30	Traded David Ross (C) to the Pittsburgh Pirates for cash considerations
Aug. 9	Acquired Jose Cruz Jr. (OF) from the Boston Red Sox for a player to be named later (Tony Schrager, IF)
Dec 13	Acquired Andre Ethier (OF) from the Oakland Athletics for Milton Bradley (OF) and Antonio Perez (IF)
2006	
Jan 4	Acquired Jae Seo (P) and Tim Hamulack (P) from the New York Mets for Duaner Sanchez (P) and Steve Schmall (P)
Jan 14	Acquired Daryns Baez (P) and Lance Carter (P) from the Tampa Bay Devil Rays for Edwin Jackson (P) and Chuck Tiffany (P)
April 24	Acquired a player to be named later from Cincinnati (Ben Kozlowski) for Cody Ross (OF)
June 27	Acquired Mark Hendrickson (P), Toby Hall (C) and cash considerations from the Tampa Bay Devil Rays for Jae Seo (P), Dioner Navarro (C) and a player to be named later (Justin Ruggiano)
July 23	Acquired B.J. LaMura (P) from the Chicago White Sox for Sandy Alomar Jr. (C)
July 25	Acquired Elmer Dessens (P) from the Kansas City Royals for Odalis Perez (P), Blake Johnson (P), Julio Pimentel (P) and cash considerations
July 28	Acquired Wilson Betemit (IF) from the Atlanta Braves for Daryns Baez (P), Willy Aybar (IF) and cash considerations
July 31	Acquired Greg Maddux (P) and cash considerations from the Chicago Cubs for Cesar Izturis (IF)
	Acquired Julio Lugo (IF) from the Tampa Bay Devil Rays for Joel Guzman (IF/OF) and Sergio Pedroza (OF)
Aug. 31	Acquired Marlon Anderson (IF/OF) from the Washington Nationals with cash considerations for Jhonny Nunez (P)
2007	
March 26	Acquired Brady Clark (OF) and cash considerations from the Milwaukee Brewers for Elmer Dessens (P)
March 29	Acquired Thomas Perez (IF) from the Chicago Cubs for future considerations
July 31	Acquired Scott Proctor (P) from the New York Yankees for Wilson Betemit (IF)
Aug 9	Acquired Mark Sweeney (IF) from the San Francisco Giants for a player to be named later (Travis Denker, IF) or cash
2008	
July 26	Acquired Casey Blake (IF) and cash from the Cleveland Indians for Carlos Santana (C) and Jon Meloan (P)
July 31	Acquired Manny Ramirez (OF) and cash considerations from the Boston Red Sox for Andy LaRoche (IF) and Bryan Morris (P)
Aug. 19	Acquired Greg Maddux (P) from the San Diego Padres for two players to be named later (Eduardo Perez (P) and Michael Watt (P))
2009	
July 30	Acquired George Sherrill (P) from the Baltimore Orioles in exchange for Steve Johnson (P) and Josh Bell (3B)
Aug. 30	Acquired Ronnie Belliard (IF) from the Washington Nationals in exchange for Luis Garcia (P) and a player to be named later (Victor Garate, P)
Aug. 31	Acquired Jon Garland (P) from the Arizona Diamondbacks in exchange for cash considerations and a player to be named later (Tony Abreu, IF)
Aug. 31	Acquired Jim Thome (1B) from the Chicago White Sox in exchange for Justin Fuller (IF)
2010	
July 28	Acquired OF Scott Podsednik from the Kansas City Royals in exchange for Lucas May and Elisaal Pimentel (P)
July 31	Acquired Ted Lilly (P) and Ryan Theriot (IF) from the Chicago Cubs for Blake DeWitt (IF), Kyle Smit (P) and Brett Wallach (P); acquired Octavio Dotel from the Pittsburgh Pirates for James McDonald (P) and Andrew Lambo (OF)
Sept. 18	Traded Octavio Dotel (P) to the Colorado Rockies for a player to be named later (Anthony Jackson)
Nov. 30	Acquired Blake Hawksworth (P) from the St. Louis Cardinals for Ryan Theriot (IF)
2011	
July 12	Acquired Juan Rivera (OF) from the Toronto Blue Jays in exchange for a player to be named later or cash considerations
July 31	Acquired Alex Castellanos (OF) from the St. Louis Cardinals in exchange for Rafael Furcal (SS) and cash
July 31	Acquired Tim Federowicz (C), Stephen Fife (P) and Juan Rodriguez (P) from the Boston Red Sox for Trayvon Robinson (OF)
Dec. 8	Acquired Tyler Henson (OF) and Jarrett Martin (P) from the Baltimore Orioles for Dana Eveland (P)
2012	
July 24	Acquired Hanley Ramirez (SS) and Randy Choate (P) from the Miami Marlins in exchange for Nathan Eovaldi (P) and Scott McGough (P)
July 30	Acquired Brandon League (P) from the Seattle Mariners in exchange for minor leaguers Leon Landry (OF) and Logan Bawcom (P)
July 31	Acquired Shane Victorino (OF) from the Philadelphia Phillies in exchange for Josh Lindblom (P), Ethan Martin (P) and Stefan Jarrin (IF)
Aug. 3	Acquired Joe Blanton (P) from the Philadelphia Phillies in exchange for a player to be named later (RHP Ryan O'Sullivan)
Aug. 25	Acquired Adrian Gonzalez (1B), Carl Crawford (OF), Josh Beckett (P), Nick Punto (IF) and cash from the Boston Red Sox in exchange for James Loney (1B), Allen Webster (P), Ivan De Jesus (IF), Rubby De La Rosa (P) and Jerry Sands (OF)
2013	
April 6	Acquired Ramon Hernandez (C) from the Colorado Rockies in exchange for Aaron Harang (P) and cash considerations
July 2	Acquired Carlos Marmol (P) and cash considerations from the Chicago Cubs in exchange for Matt Guerrier (P) and cash considerations
July 6	Acquired Ricky Nolasco (P) from the Miami Marlins in exchange for Josh Wall (P), Steven Ames (P) and Angel Sanchez (P)
July 31	Acquired Drew Butera (C) from the Minnesota Twins in exchange for a player to be named later (LHP Miguel Sulbaran) or cash
Aug. 31	Acquired Michael Young (IF) and cash considerations from the Philadelphia Phillies in exchange for Rob Rasmussen (P)
2014	
April 6	Acquired Colt Hynes (P) from Cleveland in exchange for Duke von Schamann. (P)
July 28	Acquired Darwin Barney (IF) from the Chicago Cubs with cash considerations in exchange for a player to be named later (Jonathan Martinez, P)
Aug. 7	Acquired Roberto Hernandez (P) from Philadelphia in exchange for two players to be named later (Victor Arano, P and Jesmuel Valentin, IF) or cash considerations
Aug. 9	Acquired Kevin Correia (P) from Minnesota in exchange for a player to be named later or cash considerations
Nov. 17	Acquired Kyle Jensen (IB) from Miami in exchange for Criag Stem (P)
Nov. 20	Acquired Joel Peralta (P) and Adam Liberatore (P) from Tampa Bay for Jose Dominguez (P) and Greg Harris (P)
Nov. 22	Acquired Mike Bolsinger (P) from Arizona in exchange for cash considerations
Nov. 24	Acquired Juan Nicasio (P) from Colorado in exchange for Noel Cuevas (OF)
Nov. 26	Traded Ryan Jackson (IF) to Kansas City for cash considerations
Dec. 2	Acquired Chris Heisey (OF) from Cincinnati in exchange for Matt Magill (P)
Dec. 9	Traded Drew Butera (C) to the Angels for Matt Long (OF)
Dec. 10	Acquired Austin Barnes (C), Chris Hatcher (P), Kike Hernandez (IF) and Andrew Heaney from Miami ifor Dee Gordon (IF), Dan Haren (P) and Miguel Rojas (IF)
Dec. 10	Acquired Howie Kendrick (IF) from the Angeles in exchange for Andrew Heaney (P)
Dec. 18	Acquired Yasmani Grandal (C), Joe Wieland (P) and Zach Eflin (P) from San Diego in exchange for Matt Kemp (OF) and Tim Federowicz (C)
Dec. 18	Traded Jarrett Martin (P) to Milwaukee in exchange for Shawn Zarraga (C)
Dec. 19	Acquired Jimmy Rollins (SS) from Philadelphia in exchange for Tom Windle (P) and Zach Eflin (P)
2015	
April 9	Acquired Ryan Webb (P), Brian Ward (C) and a 2016 competitive balance round B pick from Baltimore in exchange for Chris O'Brien (C) and Ben Rowen (P)

All-Time Los Angeles Dodger Trades

May 23	Acquired Eric Surkamp (P) from the Chicago White Sox in exchange for Blake Smith (P)
May 27	Acquired Alberto Callaspo (IF), Juan Jaime (P), Eric Stults (P) and Ian Thomas (P) from Atlanta in exchange for Juan Uribe (3B) and Chris Withrow (P)
July 30	Acquired Bronson Arroyo (P), Luis Avilan (P), Jim Johnson (P), Jose Peraza (IF) and Alex Wood (P) from Atlanta and Mat Latos and Michael Morse (IF/OF) from Miami in exchange for sending Zach Bird (P), Hector Olivera (IF) and Paco Rodriguez (P) to Atlanta and Victor Araujo (P), Jeff Brigham (P) and Kevin Guzman (P) to Miami. Atlanta received a 2016 competitive balance round A pick from Miami
July 31	Acquired Jose Tabata and cash considerations from Pittsburgh in exchange for Michael Morse
Aug. 19	Acquired Chase Utley (IF) and cash considerations from Philadelphia or Darnell Sweeney (OF/IF) and John Richy (P)
Aug. 31	Acquired Justin Ruggiano (OF) from Seattle in exchange for a player to be named later or cash
	Acquired Chris Heisey (OF) from Toronto in exchange for a player to be named later or cash
Sept. 13	Acquired Jack Murphy (C) from Toronto in exchange for Darwin Barney (IF)
Dec. 16	Acquired Micah Johnson (IF), Frankie Montas (P) and Trayce Thompson (OF) from the Chicago White Sox for sending Brandon Dixon (IF/OF), Jose Peraza (IF) and Scott Schebler (OF) to Cincinnati. Cincinnati sent Todd Frazier (3B) to Chicago
Dec. 18	Acquired Tyler Olson (P) from Seattle in exchange for a player to be named later or cash
2016	
Jan. 12	Acquired Erick Mejia (IF) from Seattle in exchange for Joe Wieland (P)
Jan. 12	Acquired Rob Segedin (IF/OF) and a player to be named later or cash considerations from New York (AL) in exchange for Ronald Torreyes (INF) and Tyler Olson (P)
April 10	Acquired James Ramsey (OF) and Zach Walters (IF) from Cleveland in exchange for cash considerations
June 19	Acquired Chris Taylor (IF) from Seattle in exchange for Zach Lee (P)
June 30	Acquired Bud Norris (P), Dian Toscano (OF), Alec Grosser (P) and cash considerations from Atlanta in exchange for Philip Pfeifer (P) and Caleb Dirks (P)
Aug. 1	Acquired Josh Reddick (OF) and Rich Hill (P) from Oakland in exchange for Jharel Cotton (P), Grant Holmes (P) and Frankie Montas (P); acquired Jesse Chavez (P) and cash considerations from Toronto in exchange for Mike Bolsinger (P); acquired Josh Fields (P) from Houston in exchange for Yordan Alvarez (IF)
Aug. 25	Acquired Carlos Ruiz (C) and cash considerations from Philadelphia in exchange for A.J. Ellis (C), Tommy Bergjans (P) and a player to be named later or cash considerations
Nov. 7	Acquired Vidal Nuno (P) from Seattle in exchange for Carlos Ruiz (C)
Nov. 11	Acquired Darin Ruf (OF) and Darnell Sweeney (OF) from Philadelphia for Howie Kendrick (IF/OF)
2017	
Jan. 13	Acquired future considerations from the Atlanta Braves for Micah Johnson (IF)
Jan. 23	Acquired Logan Forsythe (2B) from Tampa Bay in exchange for Jose DeLeon (P)
Jan. 25	Acquired Brett Eibner (OF/IF) from the Oakland Athletics in exchange for Jordan Tarsovich (3B)
Jan. 30	Acquired cash considerations from the Cleveland Indians for Carlos Frias (P)
Feb. 19	Acquired Ryan Moseley (P) from the Baltimore Orioles in exchange for Vidal Nuno (P)
March 1	Acquired Drew Jackson (IF) and Aneurys Zabala (P) from the Seattle Mariners in exchange for Chase DeJong (P)
April 10	Acquired Joe Gunkel (P) from the Baltimore Orioles for future considerations
May 28	Acquired future considerations from the Cincinnati Reds in exchange for Darnell Sweeney (OF/IF)
June 2	Acquired Jason Wheeler (P) from the Minnesota Twins in exchange for cash considerations
July 2	Acquired international bonus pool money from the Baltimore Orioles in exchange for Jason Wheeler (P)
July 11	Acquired Todd Cunningham (OF) from the St. Louis Cardinals in exchange for cash considerations
July 22	Traded Sergio Romo (P) to the Tampa Bay Rays in exchange for future considerations
July 28	Acquired Luke Farrell (P) from the Kansas City Royals in exchange for cash considerations
July 31	Acquired Yu Darvish (P) from the Texas Rangers in exchange for Willie Calhoun (OF/IF), Brendon Davis (IF) and AJ Alexy (P)
July 31	Acquired Tony Watson (P) from the Pittsburgh Pirates in exchange for Oneil Cruz (IF) and Angel German (P)
July 31	Acquired Tony Cingrani (P) from the Cincinnati Reds in exchange for Scott Van Slyke (OF/1B) and Hendrik Clementina (C/1B)
Aug. 15	Traded Chris Hatcher (P) to the Oakland Athletics for international bonus pool money
Aug. 18	Acquired Curtis Granderson (OF) and cash considerations from the New York Mets in exchange for Jacob Rhampe (P)
Nov. 20	Traded Josh Ravin (P) to the Atlanta Braves in exchange for cash considerations
Dec. 16	Acquired Matt Kemp (OF) from the Atlanta Braves in exchange for Charlie Culberson (IF), Adrian Gonzalez (1B), Scott Kazmir (P) and Brandon McCarthy (P)
2018	
Jan. 2	Acquired Dylan Baker from the Milwaukee Brewers for cash considerations
Jan. 4	Acquired Scott Alexander (P) and Jake Peter (IF) in exchange for Trevor Oaks (P) and Joaquin Soria (P) in a three-team deal with the Royals and White Sox
March 31	Acquired Brevic Valera (IF) from the St. Louis Cardinals in exchange for Johan Mises (OF)
April 2	Acquired Jesus Liranzo (P) from the Baltimore Orioles for Luis Ysla (P)
April 17	Acquired Ariel Hernandez (P) from the Cincinnati Reds in exchange for Ibandel Isabel (IF) and Zach Neal (P)
April 18	Acquired cash considerations from the Arizona Diamondbacks in exchange for Tyler Pill (P)
April 23	Acquired Logan Salvo (P) from the Oakland Athletics in exchange for Wilmer Font (P)
June 1	Acquired cash considerations from the Miami Marlins in exchange for Peter O'Brien (OF)
July 4	Acquired Dylan Floro (P), Zach Neal (P) and international bonus slot money from the Cincinnati Reds in exchange for James Marinaro (P) and Aneurys Zabala (P)
July 18	Acquired Manny Machado (SS) from the Baltimore Orioles in exchange for Yusniel Diaz (OF), Brevic Valera (IF), Rylan Bannon (IF), Dean Kremer (P) and Zach Pop (P)
July 31	Acquired Brian Dozier (IF) from the Minnesota Twins in exchange for Logan Forsythe (IF), Devin Smeltzer (P) and Luke Raley (IF/OF)
July 31	Acquired John Axford (P) from the Toronto Blue Jays in exchange for Corey Copping (P)
Aug. 31	Acquired David Freese (IF) from the Pittsburgh Pirates in exchange for Jesus Valdez (IF)
Aug. 31	Acquired Ryan Madson (P) from the Washington Nationals in exchange for Andrew Ister (P)
Nov. 1	Acquired Justin Yurchak (IF) from the Chicago White Sox in exchange for Manny Banuelos (P)
Nov. 21	Acquired Drew Finley (P) and cash considerations from the New York Yankees in exchange for Tom Locastro (IF)
Nov. 28	Acquired Adam McCreery (P) from the Atlanta Braves in exchange for cash considerations
Dec. 21	Acquired Homer Bailey (P), Jeter Downs (IF) and Josiah Gray (P) from the Cincinnati Reds in exchange for Kyle Farmer (IF/C), Matt Kemp (OF), Yasiel Puig (OF) and Alex Wood (P)
2019	
Jan. 8	Acquired Jaime Schultz (P) from Tampa Bay for Caleb Sampen (P)
Jan. 11	Traded for Russel Martin (C) and cash from Toronto in exchange for Ronny Brito (IF) and Andrew Sopko (P)
May 10	Traded Travis d'Arnaud (C) to Tampa Bay
May 10	The Chicago White Sox purchased Paulo Orlando (OF) from the Los Angeles Dodgers
July 3	Acquired Casey Sadler (P) from Tampa Bay for Nathan Witt (P)
July 12	Traded Adam McCreery (P) to the Los Angeles Angels
July 12	Traded Josh Thole (C) to the Los Angeles Angels
July 17	Traded Justin Grimm (P) to the Cincinnati Reds
July 25	Acquired Tyler White (IF) from Houston for Andre Scrubb (P)

All-Time Los Angeles Dodger Trades

July 29	Acquired Zac Rosscup (P) from the Seattle Mariners
July 29	Acquired Kristopher Negron (IF) from the Seattle Mariners in exchange for Daniel Castro
July 31	Traded Rocky Gale (C) to Tampa Bay
July 31	Acquired Jedd Gyorko (IF), cash and international bonus slot money from St. Louis for Jeffrey Abreu (P) and Tony Cingrani (P).
July 31	Acquired Adam Kolarek (P) from Tampa Bay in exchange for Niko Hulsizer (OF).
Aug. 9	Purchased Jose Lobaton (C) from the Seattle Mariners.
2020	
Feb. 10	Traded Kenta Maeda (P) and Jair Camargo (C) and cash to Minnesota for Brusdar Graterol (P) and Luke Raley (OF)
Feb. 10	Traded for Mookie Betts (OF) and David Price (P) from Boston for Alex Verdugo (OF), Connor Wong (C) and Jeter Downs (IF)
Feb. 15	Traded Kyle Garlick (OF) to Philadelphia for Tyler Gilbert (P)
Aug. 31	Traded Ross Stripling (P) to Toronto for Kendall Williams (P)
Dec. 2	Traded for Corey Knebel (P) from Milwaukee for Leo Crawford (P)
Dec. 29	Acquired Garrett Cleavinger (P) from Philadelphia and traded Dillon Paulson (1B) to Tampa Bay in three-team exchange
2021	
Feb. 12	Traded for Alex Vesia (P) and Kyle Hurt (P) from Miami for Dylan Floro (P)
Feb. 12	Traded for Sheldon Neuse (3B) and Gus Varland (P) from Oakland for Adam Kolarek (P) and Cody Thomas (OF)
May 15	Traded for Yoshitomo Tsutsugo (1B) from Tampa Bay for a player to be named late or cash considerations
June 17	Traded for Kelvin Bautista (P) from Texas for Dennis Santana (P)
July 10	Traded Hugo Beltran (P) to Baltimore for cash
July 21	Traded for Billy McKinney (OF) from New York for Carlos Rincon (P)
July 29	Traded for Danny Duffy (P) and cash from Kansas City for player to be named later (Zach Willeman (P))
July 30	Traded for Max Scherzer (P) and Trea Turner (SS) from Washington for Gerardo Carrillo (P), Josiah Gray (P), Donovan Casey (OF) and Keibert Ruiz (C)
Aug. 31	Traded for Andrew Vasquez (P) from Minnesota for Stevie Berman (C)
Nov. 22	Traded Billy McKinney (OF) and Zach Reks (OF) to Texas for cash considerations
2022	
March 18	Traded for Tanner Dodson (P) from Tampa Bay for Luke Raley (OF)
March 28	Traded for River Ryan (P/OF) from San Diego for Matt Beaty (OF)
April 1	Traded for Craig Kimbrel (P) from Chicago for AJ Pollock (OF)
June 20	Traded for Trayce Thompson (OF) from Detroit for cash considerations
July 30	Traded for Chris Martin (P) from Chicago for Zach McKinstry (OF)
Aug. 1	Traded for German Tapia (OF) from Tampa Bay for Garrett Cleavinger (P)
Aug. 2	Traded for Nick Frasso (P) and Moises Brito (P) from Toronto for Mitch White (P) and Alex De Jesus (IF)
Aug. 2	Traded for Joey Gallo (OF) from New York for Clayton Beeter (P)
Aug. 2	Traded for Jake Lamb (OF) from Seattle for cash considerations
Dec. 14	Traded for J.P. Feyereisen (P) from Tampa Bay for Jeff Belge (P)
Dec. 15	Traded for Yonny Hernandez (IF) from Oakland for cash considerations
2023	
Jan 11	Traded for Miguel Rojas (IF) from Miami for Jacob Amaya (IF)
June 1	Traded for Ricky Vasanco (P) from Texas for Luis Valdez (P)
June 22	Traded Tayler Scott (P) to Boston for cash considerations
June 25	Traded Andre Jackson (P) to Pittsburgh for cash considerations
July 4	Traded for Pat Valalka (IF) from Seattle for cash considerations
July 12	Traded for Tyson Miller (P) from Milwaukee for cash considerations
July 25	Traded for Enrique Hernandez (IF) from Boston for Nick Robertson (P) and Justin Hagenman (P)
July 26	Traded for Amed Rosario (IF) from Cleveland for Noah Syndergaard (P) and cash considerations
July 28	Traded for Lance Lynn (P) and Joe Kelly (P) from Chicago (AL) for Trayce Thompson (OF), Nick Nastrini (P) and Jordan Leasure (P)
Aug. 4	Traded Kole Calhoun (OF) to Cleveland for cash considerations
Dec 11	Traded for Trey Sweeney (IF) from New York (AL) for Victor Gonzalez (P) and Jorbit Vivas (IF)
Dec 16	Traded for Tyler Glasnow (P) and Manuel Margot (OF) from Tampa Bay for Ryan Pepiot (P) and Jonny Deluca (OF)

Dodgers Triple Plays

Date	Opponent	Score	Inning	Positions
May 21, 1890	Cincinnati	W, 19-4	--	2B-1B
May 29, 1890	Chicago	W, 8-4	--	SS-2B-1B-C
May 26, 1893	At Baltimore	L, 1-6	--	2B-C-3B-SS
May 29, 1897	At Pittsburgh	L, 7-9	--	CF-SS
May 22, 1901	St. Louis	W, 5-4	2	SS-1B-3B-C
July 16, 1906	At Cincinnati	L, 6-7	7	2B-SS-1B-C
Sept. 3, 1908	At Philadelphia	L, 1-6	--	P-2B-1B
April 28, 1910	At Boston	W, 10-3	7	RF-1B-3B-C-3B
Oct. 4, 1911	New York	L, 0-2	9	1B-2B-3B
June 3, 1912	Cincinnati	L, 4-7	8	SS-C-3B-2B
Sept. 1, 1921	New York	W, 5-1	5	3B-SS
June 14, 1926	St. Louis	W, 8-5	7	SS-2B
May 18, 1929	At Philadelphia	W, 20-16	5	1B-SS
May 25, 1929	Philadelphia	W, 5-3	8	SS-1B-2B
Aug. 9, 1930	At St. Louis	L, 3-4	4	RF-2B
May 13, 1932	At Cincinnati	W, 5-3	3	SS-2B-1B
June 1, 1939	Chicago	W, 3-2 (14)	12	3B-2B-3B-C
Aug. 6, 1944	Boston	L, 7-8	7	2B-C-1B-SS
April 26, 1949	Boston	W, 5-2	3	LF-2B-1B
June 15, 1996	At Atlanta	W, 6-2	1	SS-2B-1B
June 13, 1998	Colorado	L, 2-4	5	P-SS-2B-3B
April 15, 2012	Padres	W, 5-4	9	C-3B-SS-1B

This Date In Dodger History

January 1, 2008: The Dodgers enter their first-ever float in the Rose Parade, marking the beginning of a year-long celebration of the team's 50th anniversary in Los Angeles.

January 1, 2014: Vin Scully serves as the Grand Marshal of the Rose Parade.

January 5, 1982: Dodger announcer Vin Scully is elected to the Hall of Fame.

January 10, 1984: Don Drysdale is elected to the Hall of Fame.

January 17, 1958: The Dodgers complete arrangements to play home games in the Los Angeles Memorial Coliseum for the 1958 and 1959 seasons.

January 19, 1972: Sandy Koufax becomes the youngest member to be elected to the Hall of Fame at the age of 36.

January 23, 1962: Jackie Robinson is elected to the Hall of Fame just days shy of his 43rd birthday.

January 29, 1967: Former Dodger President and General Manager Branch Rickey is elected into the Hall of Fame.

January 29, 2004: Frank McCourt becomes the fourth owner of the Los Angeles Dodgers.

February 1, 1988: The Dodgers sign free agent outfielder Kirk Gibson.

March 1, 2009: The Dodgers play their first-ever game at Camelback Ranch-Glendale

March 2, 2005: Hall of Famer Jackie Robinson is honored posthumously by receiving the Congressional Gold Medal during ceremonies in the rotunda of the United States Capitol building in Washington, DC.

March 4, 1912: Groundbreaking ceremonies are held for the construction of Ebbets Field.

March 8, 1966: Casey Stengel is elected to the Hall of Fame.

March 11, 1953: Holman Stadium in Vero Beach is dedicated to Bud L. Holman. The Dodgers beat the Philadelphia Athletics, 4-2, in front of 5,532.

March 15, 1970: Peter O'Malley becomes president of the Dodgers, succeeding his father, Walter, who assumes the position of chairman of the board.

March 15, 2008: The Dodgers host the Padres at Wukesong Stadium in Beijing, in Major League Baseball's first-ever game on Chinese soil.

March 17, 2008: The Dodgers play their last Spring Training game at Holman Stadium in Vero Beach, FL. Vero Beach hosted the Dodgers during Spring Training for 60 years.

March 21, 1987: The Dodgers dedicate Campo Las Palmas in the Dominican Republic, a camp designed for young Latin players to help further the growth of baseball.

March 22, 2014: The Dodgers opened the 2014 season at the Sydney Cricket Ground in Sydney, Australia, with their first-ever regular-season games played outside of North America, defeating the Diamondbacks 3-1.

March 22, 2017: The United States wins its first World Baseball Classic, defeating Puerto Rico, 8-0, in the final held at Dodger Stadium in front of 51,565 fans.

March 28, 2018: Clayton Kershaw makes his eighth consecutive Opening Day start, a Dodger franchise record

March 28, 2019: Dodgers clubbed a Major League record eight homers on Opening Day, and tied a franchise record for homers in a game (also, 5/22/2002 at MIL) and clubbed an MLB record eight homers on Opening Day, surpassing the 2018 Chicago White Sox (6) and the 1988 New York Mets (6) for most all-time in the opener.

March 29, 2008: A Guinness World Record 115,300 fans watch the Dodgers take on the Boston Red Sox in an exhibition at the Los Angeles Memorial Coliseum that raises more than \$2 million dollars for ThinkCure!, the team's official charity.

March 31, 2011: Don Mattingly picks up his first win as Dodger Manager as Los Angeles defeats San Francisco 2-1 on Opening Day at Dodger Stadium.

April 2, 1962: The California Angels and Los Angeles Dodgers play their first game ever against each other, as the Angels edge the Dodgers, 6-5 and begin the Freeway Series.

April 3, 2016: Rookie manager Dave Roberts wins his first Major League game as a Dodger, 15-0, over the San Diego Padres, the largest Opening Day victory in Dodgers' history.

April 3, 2006: A Dodger Stadium regular season-record crowd of 56,000 fans sees the Dodgers face the Braves on Opening Day.

April 5, 1913: Ebbets Field opens as 25,000 fans see the Brooklyn Dodgers, behind Nap Rucker, beat New York, 3-2, in an exhibition game. Casey Stengel hits the first home run in the new ballpark.

April 6, 2005: The Dodgers are recognized by *Guinness World Records Book* as having registered the "Highest Cumulative Attendance for a Baseball Franchise."

April 7, 1969: Bill Singer is credited with the first official save in baseball history

April 8, 1994: Atlanta Braves' Kent Mercker no-hits the Dodgers, 6-0, becoming the fifth opposing pitcher to no-hit the Dodgers since they came to Los Angeles and is only the second no-hitter by an opponent at Dodger Stadium. Dodger rookie pitcher Chan Ho Park also makes his history Major League debut, pitching the ninth inning.

April 8, 2015: Adrian Gonzalez became the first player in Major League history to slug five home runs in his team's first three games of the season.

April 9, 1913: The Brooklyn Dodgers play their first regular-season game at Ebbets Field as Nap Rucker blanks Philadelphia, 1-0.

April 9, 1981: Fernando Valenzuela makes his first Major League start, substituting for Jerry Reuss, on Opening Day and blanks the Astros, 2-0.

April 10, 1962: Dodger Stadium opens with 52,564 fans in attendance to see the Dodgers and Reds, with Cincinnati winning, 6-3.

April 11, 2016: The Dodgers and the city of Los Angeles dedicate Vin Scully Avenue in honor of Hall of Famer Vin Scully, who completed his 67th and final season in the broadcast booth for the Dodgers in 2016.

April 11, 1947: Jackie Robinson becomes the first African-American player to sign a Major League contract as he does so with the Brooklyn Dodgers.

April 11, 1962: Jim Gilliam homers and Sandy Koufax goes the distance as the Dodgers beat the Reds, 6-2 in the club's first win at Dodger Stadium.

April 13, 1954: Future Hall of Famer Walter Alton makes his debut as a Dodger manager, the first of 23 consecutive seasons with the club.

April 13, 2012: Aaron Harang establishes a franchise record by striking out nine consecutive Padre hitters, breaking Johnny Podres' old mark. He finished the night with 13 Ks in 6.1 innings, tying his career high for strikeouts (Sept. 29, 2007) and became the first Dodger pitcher in the last 90 seasons to have 13 or more strikeouts in a game when pitching fewer than 70 innings.

April 13, 2022: Clayton Kershaw fires 7 perfect innings in the 1st start of his 2022 season before being pulled after throwing just 80 pitches over 7 innings. He struck out 13 of the 21 batters he faced on the day

April 13, 2009: In the club's home opener, Orlando Hudson becomes the second L.A. Dodger to hit for the cycle and the first since Wes Parker in 1970. The contest against the Giants was Hudson's first home game as a Dodger.

April 14, 1964: Sandy Koufax tosses a 4-0 shutout over the Cardinals in the only Opening Day start of his career.

April 15, 1947: Jackie Robinson plays his first Major League game, thus becoming the first African-American player to play in the Majors.

April 15, 2009: At 21 years and 27 days, left-hander Clayton Kershaw becomes the youngest pitcher in L.A. Dodger history to strike out at least 13 batters in game, when he fans 13 against the Giants.

April 15, 2017: A first-of-its-kind statue dedicated to Jackie Robinson is unveiled on the Reserve Level at Dodger Stadium, commemorating the 70th anniversary of his Major League debut.

April 16, 1983: Playing for the Padres at Dodger Stadium, former Dodger Steve Garvey appears in his 1,118th consecutive Major League game to set a NL record.

April 18, 1950: Vin Scully joins Red Barber and Connie Desmond in the broadcast booth.

April 18, 1958: Before a crowd of 78,672 at the Coliseum, the Dodgers play their first game in Los Angeles and defeat the San Francisco Giants, 6-5.

April 19, 1890: The Dodgers (a.k.a. Bridegrooms) play their first National League game at Washington Park and lose to the Boston Braves, 15-9.

April 19, 1956: In the first Dodger game played at Roosevelt Stadium in New Jersey, Roy Campanella collects his 1,000th Major League hit.

April 21, 1890: The Dodgers win their first National League game with a 7-6 decision over the Braves.



Ebbets Field

This Date In Dodger History

- April 21, 1967:** After 737 games in Los Angeles, Dodger fans experience the first rainout since the club's move West.
- April 22, 1958:** The first night game in Los Angeles is played at the Coliseum as the Dodgers defeat the Chicago Cubs, 4-2.
- April 23, 1958:** Pee Wee Reese plays in his 2,000th game and Gil Hodges hits his 300th homer.
- April 24, 1962:** Sandy Koufax ties his own team record by striking out 18 Cubs in a 10-2 victory.
- April 25, 1976:** Rick Monday of the Cubs saves the American flag as he rescues it from two dissidents who try to burn it in the Dodger Stadium outfield. The following season, Monday begins an eight-year career with the Dodgers.
- April 27, 1891:** The Dodgers play their first home game at Eastern Park, the second of seven ballparks they would call home in franchise history.
- April 27, 1929:** Brooklyn Dodgers relief pitcher Clise Dudley becomes the first player to hit a home run on the first Major League pitch thrown to him.
- April 28, 1985:** Fernando Valenzuela sets a MLB record of 41 consecutive innings without allowing an earned run to start the season.
- April 29, 2017:** L.A. hits back-to-back-to-back home runs (Yaseli Puig, Cody Bellinger and Justin Turner) to tie the game in the ninth inning against the Phillies, the first time a big league team hit three consecutive home runs to tie the game since the Dodgers accomplished the same feat in 2006.
- April 30, 2014:** The Dodgers reached 10,000 wins with a 6-4 victory over the Twins.
- April 30, 2012:** Matt Kemp rips his 12th home run of the month, setting a new Dodger franchise record for homers in April
- April 30, 2011:** Andre Ethier goes 2-for-4 to set a Major League record for the longest all-time April hitting streak at 28 games, passing Joe Torre's old mark of 22 games set in 1971.
- April 30, 2022:** Clayton Kershaw strikes out Spencer Torkelson in the 4th inning of his start against the Detroit Tigers. In doing so, he records his 2,697th career strikeout, passing Don Sutton to become the all-time strikeout leader in Dodgers franchise history
- May 1, 1920:** The Dodgers and the Boston Braves play 26 innings – the longest in Major League history only to tie the Boston Braves, 1-1. Dodger pitcher Leon Cadore pitches all 26 innings, including 20 consecutive scoreless innings.
- May 2, 2012:** The new Dodger ownership group that includes Mark R. Walter as its controlling partner, as well as Earvin "Magic" Johnson, Peter Guber, Stan Kasten, Bobby Patton and Todd Boehly are introduced to the media and fans at a news conference at Dodger Stadium. On May 5 at Wrigley Field, the Dodgers 5-1 victory over the Cubs becomes the first win in the Guggenheim Baseball Management era.
- May 2, 2021:** AJ Pollock (8) and Matt Beaty (7) become the first Dodger teammates in franchise history to both drive in 7+ runs in the same game in a 16-4 win in Milwaukee
- May 3, 2017:** Vin Scully is inducted into the Dodgers' Ring of Honor, becoming the first non-uniformed member of the organization to be recognized with an official retirement ceremony
- May 4, 2018:** Walker Buehler, Tony Cingrani, Yimi Garcia and Adam Liberatore combine for a no-hitter against the San Diego Padres 4-0 in a game played on foreign soil in Monterrey, Mexico
- May 6, 2009:** The Dodgers establish a modern-day record by winning their 13th consecutive home game to start the season and also tie a Dodger Stadium record for the club's longest home winning streak in the ballpark's 47-year history.
- May 6, 2011:** Andre Ethier picks up three hits at New York-NL to extend his hitting streak to 30 games, the second-longest run in franchise history. He would go 0-for-4 the next day, bringing the streak, which started on April 2, to an end.
- May 7, 1959:** A Major League-record 93,103 fans salute Roy Campanella as the Dodgers and Yankees play an exhibition game in the Los Angeles Coliseum.
- May 7, 1970:** Wes Parker becomes the first L.A. Dodger to hit for the cycle in a game against the New York Mets.
- May 11, 1963:** Sandy Koufax pitches a no-hitter against the San Francisco Giants and the Dodgers win, 8-0.
- May 12, 1956:** In the first no-hitter to be nationally televised, Carl Erskine blanks the Giants, 3-0, and records his second no-hitter.
- May 13, 1958:** Charlie Neal's opposite-field home run becomes the first to clear the right field fence at the Coliseum
- May 13, 1991:** Mike Scioscia catches his 1,219th game as a Dodger to become the all-time leader in games caught in L.A. history.
- May 13, 2004:** After singing the National Anthem and God Bless America prior to the game against the Cubs, Jose Lima turned in the longest relief outing of his career, posting 5.2 scoreless innings.
- May 14, 1968:** Don Drysdale starts his 58 consecutive scoreless inning streak with a 1-0 shutout of the Cubs.
- May 17, 2008:** Chan Ho Park, Hong-Chih Kuo, and Takashi Saito are the first trio of pitchers from different Asian countries to pitch all nine innings of a big league game.
- May 20, 1972:** In the fastest game ever at Dodger Stadium (one hour, 30 minutes), Al Downing two-hits Houston, 3-0.
- May 21, 2008:** Hiroki Kuroda and Takshi Saito are the first Japanese starter and reliever to record the win and the save in the same big league game.
- May 23, 2002:** Shawn Green becomes the 14th player in Major League history to hit four home runs in a game as the Dodgers rout Milwaukee, 16-3. Green sets a Major League record with 19 total bases and ties a Major League mark scoring six runs. The club sets a new team record with eight home runs.
- May 24, 1973:** Willie Davis becomes the first Los Angeles Dodger to get six hits in a 16-inning game against the New York Mets.
- May 25, 2014:** Josh Beckett tosses his first career no-hitter against the Phillies at Citizens Bank Park and the 21st no-hitter in franchise history.
- May 26, 1971:** Maury Wills singles in the fifth inning vs. San Francisco for the 2,000th hit of his career.
- May 27, 1957:** The Dodgers and Giants are granted permission to move to the West Coast by National League club owners.
- May 28, 2001:** Paul Lo Duca ties a Dodger record by recording six hits against Colorado as they outlast the Rockies, 7-6, in 11 innings. Shawn Green has four hits, including the game-winner.
- May 30, 1962:** Maury Wills homers right-handed and left-handed in a game as the Dodgers sweep a doubleheader against the Mets.
- May 31, 1968:** Don Drysdale's consecutive scoreless streak continues when umpire Harry Wendelstedt rules Giants' Dick Dietz did not attempt to get out of the way of Drysdale's bases-loaded pitch (streak ends on June 8 at 68.2 innings pitched).
- June 1, 1955:** Duke Snider becomes the first Dodger to hit three homers in a game on two separate occasions when he does it for the second time at Ebbets Field against the Braves.
- June 3, 2016:** Corey Seager launches three solo home runs, becoming the first Dodger rookie to hit three in a game. Seager was the first rookie shortstop in MLB history to have a three-homer game and the sixth youngest player overall to accomplish the feat.
- June 3, 1958:** Voters elect to allow the Dodgers to purchase land in Chavez Ravine for the new stadium.
- June 3, 1983:** Second baseman Steve Sax and catcher Dave Sax become the first brothers to start in the same game for the Dodgers in a contest against the New York Mets.
- June 3, 1989:** The Dodgers play their longest game in team history, seven hours and 14 minutes, but lose to the Houston Astros, 5-4, in an L.A.-record 22 innings. The Dodger use a team-record nine pitchers, including infielder Jeff Hamilton.
- June 4, 1972:** Jackie Robinson (42), Roy Campanella (39) and Sandy Koufax (32) have their uniform numbers retired at Dodger Stadium.
- June 4, 1964:** Sandy Koufax throws his third no-hitter, the only one on the road, by fanning 12 Philadelphia batters and winning, 3-0.



On June 4, 1972, (Left To Right) Hall Of Famers Jackie Robinson, Roy Campanella And Sandy Koufax Become The First Players To Have Their Uniform Numbers Retired By The Dodgers. Ceremonies Were Held During Oldtimers Day Festivities At Dodger Stadium.

This Date In Dodger History

- June 4, 1990:** Ramon Martinez strikes out 18 Atlanta batters in a 6-0 win over the Braves to tie the Dodger record of Sandy Koufax.
- June 5, 1977:** Walter Alston, Dodger manager for 23 years, has his number (24) retired.
- June 8, 1955:** Pitcher Tommy Lasorda is optioned to the Dodgers' Triple-A affiliate Montreal to make room on the club for Sandy Koufax.
- June 9, 1982:** Dodger broadcaster Vin Scully has his star placed on the Hollywood Walk of Fame.
- June 10, 1975:** Davey Lopes steals second base against Montreal to begin his MLB-record string of 38 consecutive stolen bases.
- June 12, 2005:** Hee-Seop Choi slugs three home runs vs. Minnesota, marking the 16th time in franchise history that a player has accomplished that feat and the first Major Leaguer of Asian descent to go deep three times in a game. He would hit three more homers over the next two games for a total of six in three games, becoming just the 12th player in Major League history to accomplish that feat.
- June 13, 2014:** Clayton Kershaw starts his 41.0 consecutive scoreless innings streak with a 4-3 victory over the Diamondbacks.
- June 14, 1995:** Hideo Nomo breaks a 41-year-old Dodger rookie record as he records 16 strikeouts in an 8-5 victory over the Pirates. The franchise mark was previously held by Karl Spooner, who had 15 in a 1954 game vs. the New York Giants.
- June 15, 1938:** A crowd of 38,748 at Ebbets Field watches the first night game in New York (Reds' Johnny Vander Meer no-hitter).
- June 18, 1997:** Hideo Nomo and Shigetoshi Hasegawa become the first Japanese players to appear in the same Major League game as the Dodgers and Angels square off in Interleague Play.
- June 18, 2004:** In their first-ever regular-season visit to Dodger Stadium, the Yankees fall to the Dodgers, 6-3, before the third-largest regular-season crowd in Dodger Stadium history (55,207).
- June 18, 2014:** Clayton Kershaw throws his first career no-hitter, becoming the 22nd Dodger to throw a no-hitter against the Colorado Rockies at Dodger Stadium. Struck out career-high 15 batters in an 8-0 victory and the 15 strike outs were the most ever for a Dodger in a no-hitter and the most by any pitcher in Major League history that did not allow a runner to reach base via hit, walk or hit by pitch.
- June 19, 1938:** The legendary Babe Ruth dons a Dodger uniform for the first time as a coach and takes batting practice with the team.
- June 19, 1952:** Carl Erskine pitches the first of his two no-hitters as he defeats Chicago, 5-0.
- June 19, 1973:** Willie Davis hits a home run for his 2,000th Major League hit against Atlanta.
- June 20, 2018:** Kenley Jansen sets the Dodger franchise save record with his 162nd career save in a 4-1 victory over the Washington Nationals.
- June 20, 2008:** The Dodgers receive a star on the Hollywood Walk of Fame. The star sits on Hollywood Boulevard, near Highland.
- June 23, 1973:** The Dodger infield of Steve Garvey, Davey Lopes, Bill Russell and Ron Cey begins its 8 1/2 years together as they start the second game of a doubleheader against the Reds.
- June 24, 1947:** Jackie Robinson steals home for the first of a Major League-record 19 times as a Dodger.
- June 24, 1955:** Sandy Koufax makes his Major League debut
- June 25, 1984:** Bill Russell becomes the L.A. Dodger leader in games played with 1,953. He went on to play in 2,181 games.
- June 25, 2017:** Kenley Jansen records his 51st strikeout before walking his first batter in his 31st game of the season, a Major League record of strikeouts to start a season without issuing a walk.
- June 27, 1980:** Pitcher Jerry Reuss no-hits the San Francisco Giants, 8-0, at Candlestick Park.
- June 28, 2008:** The Dodgers beat the Angeles, 1-0, despite getting no-hit for the 19th time in franchise history.
- June 29, 1990:** Fernando Valenzuela becomes the first Dodger in 10 years to throw a no-hitter as he blanks the Cardinals, 6-0.
- June 30, 1962:** Sandy Koufax throws the first of his four no-hitters, and the first in Los Angeles, blanking the New York Mets, 5-0, at Dodger Stadium.
- June 30, 2013:** Yasiel Puig completes his historic first month in the Majors with a four-hit game to reach 44 hits in his first calendar month in the big leagues, establishing a Dodger rookie record and placing second all-time by a player in his first career month behind only Joe DiMaggio's 48 in May 1936. Puig and DiMaggio are the only players in MLB history with at least 40 hits and four home runs in their first calendar month in the Majors.
- July 1, 1990:** More than 80 former Dodgers converge on Dodger Stadium to participate in the Equitable Oldtimers Game and celebrate the team's 100th Anniversary.
- July 1, 2014:** Clayton Kershaw's 41.0 consecutive scoreless innings streak ends with a 2-1 victory over the Padres. Tied for the fifth longest streak with Luis Tiant, who did it in 1968, during the expansion era.
- July 2, 1958:** A crowd of 66,485 pushes the Dodgers over the one million mark for the first time in the West as they draw 1,016,285 in just 35 games.
- July 2, 2002:** Eric Gagné reaches the 30-save mark faster than any other pitcher as he preserves a 4-0 victory over the Arizona Diamondbacks.
- July 3, 1974:** Mike Marshall extends his Major League record by appearing in his 13th consecutive game and saves his 11th in a 4-1 win over the Reds.
- July 3, 2004:** Eric Gagné converts his 84th consecutive save opportunity, setting the Major League record before finally having the streak snapped two days later.
- July 3, 2007:** Takashi Saito recorded his 47th save in his first 50 big league save opportunities, becoming the first Major League pitcher to accomplish the feat.
- July 4, 1959:** Maury Wills becomes the Dodger shortstop when he is called up from the minors to replace Don Zimmer, who had injured his foot.
- July 4, 1980:** Don Sutton sets a Dodger record by pitching his 52nd career shutout, 4-0, over the Giants.
- July 5, 1991:** In a 4-1 loss to the Braves, Dodger catcher Gary Carter collects his 2,000th career hit.
- July 6, 1912:** The cornerstone for Ebbets Field is set.
- July 6, 1942:** Leo Durocher becomes the first Dodger to manage in the All-Star Game.
- July 6, 1955:** Sandy Koufax makes his first Major League start.
- July 6, 1980:** Duke Snider has his uniform No. 4 retired in pregame ceremonies.
- July 8, 1949:** History is made as Don Newcombe, an African-American pitcher, faces Hank Thompson, an African-American batter from the Giants.
- July 8, 1980:** The 51st All-Star Game takes place at Dodger Stadium before 56,088 fans and Jerry Reuss gets the win in a 4-2 National League victory.
- July 8, 2005:** Jeff Kent registers his 2,000th career hit, a single off Roger Clemens, becoming the 66th player in Major League history to combine 300 home runs with 2,000 hits.
- July 9, 1996:** Mike Piazza is named MVP of the All-Star Game in Philadelphia. Before family and friends, Piazza drives in two runs with a 445-foot home run and a double. He is the first Dodger to win MVP honors since Steve Garvey in 1978.
- July 10, 2021:** Dodgers match their franchise record with 8 HRs in a 22-1 victory over the Arizona Diamondbacks. That 21-run margin sets a new Los Angeles Dodger record for largest margin of victory in a game.
- July 11, 1978:** With a pair of hits and two RBI in the All-Star Game, Steve Garvey is named the MVP for the second time in four years.
- July 13, 1954:** Manager Walter Alston manages in his first of a record nine All-Star Game appearances.
- July 13, 2022:** Dodgers rally from 6 runs down, scoring 7 runs over the final 3 innings of the game to come away with a 7-6 win. The 6 run comeback victory was their largest since August of 2016 and ties their largest comeback since the team moved to Los Angeles
- July 14, 1995:** Ramon Martinez tosses a no-hitter, blanking the Marlins, 7-0. Martinez strikes out eight and faces one batter over the minimum.
- July 15, 2017:** Rookie Cody Bellinger hits for the third cycle in Los Angeles Dodger history, joining Wes Parker (1970) and Orlando Hudson (2009).
- July 15, 2017:** Alex Wood becomes the first Dodger to go 14 consecutive starts without a loss to begin a season since Rick Rhoden (19) in 1976.
- July 15, 2022:** Clayton Kershaw takes a perfect game into the 8th inning in Anaheim in his last start before the All-Star break. Luis Rengifo breaks up the bid for a perfect game with a leadoff double in the 8th but Kershaw still manages to complete 8 shutout innings to earn the victory.
- July 17, 1976:** Hall of Famer Walter Alston wins his 2,000th game as a manager as the Dodgers edge the Chicago Cubs, 5-4.
- July 18, 1978:** Don Sutton picks up his 200th career win as he bests the Pirates, 7-2.
- July 19, 2022:** Dodger Stadium hosts the 92nd MLB All-Star Game. The NL roster features 5 Dodgers, including Clayton Kershaw, who is named the starting pitcher for the NL team. The AL would ultimately win the game 3-2.
- July 20, 1970:** Bill Singer, recently recovered from hepatitis, throws the only Dodger no-hitter in the '70s, as he blanks the Phillies, 5-0, at Dodger Stadium.
- July 21, 1956:** Hall of Famer Pee Wee Reese gets his 2,000th career hit
- July 21, 2002:** Dave Hansen breaks Manny Mota's club career pinch-hitting mark with his 107th off the bench against the San Francisco Giants.

This Date In Dodger History

- July 23, 1962:** Jackie Robinson is inducted into the Baseball Hall of Fame.
- July 23, 1974:** As a write-in candidate, Steve Garvey makes the NL All-Star squad and is named MVP as he gets two hits and drives in a run.
- July 23, 2020:** At 22 years, 321 days, Dustin May became the youngest Dodger pitcher to make an Opening Day start since Fernando Valenzuela in 1983. He joined Valenzuela, Hal Gregg and Henry Schmidt as the only Dodger rookies to make an Opening Day start and first since Valenzuela in 1981.
- July 25, 2014:** Yasiel Puig ripped three triples against the Giants, becoming the first Dodger to accomplish this feat since Jimmy Sheekard, who did so on Opening Day in 1901.
- July 26, 1985:** Pedro Guerrero reaches base safely for the 14th consecutive at-bat vs. Cubs to set a Dodger record, two shy of Ted Williams' Major League mark.
- July 26, 1998:** Longtime Dodger pitcher Don Sutton and Dodger broadcaster Jaime Jarrin are inducted into the Hall of Fame.
- July 26, 2007:** Brad Penny defeats the Rockies at Coors Field, running his record to 13-1 on the year and making him the first starting pitcher in Los Angeles Dodger history to win 13 of his first 14 decisions.
- July 28, 1991:** Pitcher Dennis Martinez of the Montreal Expos becomes the first opponent in Dodger Stadium history and only the second hurler in stadium history to toss a perfect game as he sets down 27 straight Dodgers before a crowd of 45,560.
- July 29, 1996:** Tommy Lasorda announces his retirement as Dodger manager.
- July 31, 1974:** Ron Cey drives in a then-L.A. Dodger-record eight runs, including two three-run homers in a 15-4 win over the Padres.
- July 31, 1984:** The Dodgers play host to the 1984 Olympic Summer Games baseball competition. Teams from eight countries participate in the demonstration tournament with Japan defeating the USA in the finals.
- July 31, 2008:** The Dodgers acquire future Manny Ramirez in a trade-deadline deal. Ramirez would put together two of the best months in Dodger history, hitting .396 with 17 home runs, 53 RBI and a .743 slugging percentage
- July 31, 2022:** James Outman becomes the 1st player in Dodgers history to produce 3 hits (including a HR), total 3 RBI and score 2 runs in their MLB debut. The biggest of those 3 hits was a 2-run HR off of German Marquez in what was the 1st AB of his MLB career. He's the 8th Dodger in franchise history to homer in his 1st AB
- August 1, 1890:** "Oyster" Burns becomes the first Dodger to hit for the cycle in a 20-1 win over Pittsburgh.
- August 1, 2019:** Clayton Kershaw passed Sandy Koufax with the 2,397th strikeout of his career to become the Dodgers' all-time strikeout leader as a left-handed pitcher.
- August 2, 1981:** Jackie Robinson becomes the first baseball player ever depicted on a United States postage stamp.
- August 2, 2019:** Cody Bellinger became the fastest Dodger (401 games) to reach 100 home runs on against the Padres. He surpassed Mike Piazza, who accomplished the feat in 422 games.
- Aug 2, 2022:** Hall of Fame broadcaster Vin Scully passes away at the age of 94. Widely considered the best to ever do it, Scully was the voice of the Dodgers for 67 seasons, beginning in 1950 and ending with his retirement in 2017
- August 3, 1962:** Don Drysdale wins his 20th game with an 8-3 victory over Chicago, making it the earliest date for a National League pitcher since 1918.
- August 5, 1979:** Don Sutton becomes the Dodgers' all-time strikeout leader with his 2,487th career strikeout in an 8-1 win over the San Francisco Giants.
- August 5, 2013:** The Dodgers beat the Cardinals, 3-2, for their franchise-record 15th consecutive road victory. The streak, which ran from June 25-Aug. 5, tied for the fourth-longest single-season road winning streak in MLB history.
- August 5, 1969:** Pittsburgh's Willie Stargell hits what is considered the longest home run at Dodger Stadium, a blast of 506 feet and six inches over the Right Field Pavilion.
- August 6, 2017:** By winning 43 of 50 games, the Dodgers post the best 50-game stretch in the Major Leagues since 1912.
- August 7, 1972:** Sandy Koufax is inducted into Baseball's Hall of Fame.
- August 7, 1979:** Manny Mota ties Smokey Burgess' all-time pinch-hit record of 144 hits with a single against the Houston Astros.
- August 8, 2003:** Eric Gagné sets a Major League record by converting his 39th consecutive save to start a season.
- August 9, 1975:** Davey Lopes steals his 32nd consecutive base against the New York Mets, breaking Max Carey's Major League mark.
- August 11, 1951:** The first game of a doubleheader with the Braves is the first Major League contest to be broadcast in color.
- August 11, 2023:** Fernando Valenzuela's #34 is officially retired by the Dodgers
- August 13, 1982:** Against San Francisco, Steve Sax steals his 41st base to break Rudy Law's Dodger record for stolen bases by a rookie.
- August 14, 1998:** Don Sutton's uniform number 20 is retired against the Atlanta Braves at Dodger Stadium. He becomes the 10th player or manager in franchise history to receive this honor.
- August 15, 2006:** The Dodgers defeat the Florida Marlins for their 17th victory in 18 games, marking the first time they accomplished that feat since May/June 1899 when the team was still known as the Brooklyn Superbas.
- August 17, 1992:** Kevin Gross records the only no-hitter of the MLB season and the first one of his career blanking the Giants, 2-0.
- August 18, 2001:** Against the New York Mets, Shawn Green drives in his 100th RBI, becoming the first L.A. Dodger left-handed hitter to reach the century mark in RBI.
- August 18, 2013:** The Dodgers cap off a stretch of 42 wins in 50 games with a 5-0 shutout win over Philadelphia
- August 20, 2020:** Clayton Kershaw passed Don Drysdale for second on the Dodgers all-time strikeout list
- August 22, 2016:** The Dodgers hit seven homers, including four in one inning in an 18-9 victory over the Cincinnati Reds
- August 23, 1958:** Gil Hodges cracks his 14th career grand slam and the first in Los Angeles Dodger history
- August 23, 1989:** In a 22-inning marathon the Dodgers defeat the Expos, 1-0, on Rick Dempsey's homer in the top of the 22nd. It was the Dodgers' second 22-inning game of the season. Dodger broadcaster Ross Porter sets a mark by calling all 22 innings on his own.
- August 24, 1974:** Davey Lopes steals an L.A. Dodger-record five bases against the St. Louis Cardinals. It gave him a Major League-record 38 consecutive stolen bases, though he was later caught stealing to end the streak.
- August 25, 2012:** The Dodgers acquire Adrian Gonzalez, Josh Beckett, Carl Crawford and Nick Punto from the Red Sox in arguably the biggest trade in franchise history. In his first game, Gonzalez belts a three-run homer at Dodger Stadium in his very first at-bat.
- August 25, 2012:** Andre Ethier breaks Ron Cey's 35-year-old Los Angeles Dodger franchise record with 10 consecutive hits from Aug. 22-25 and ties the franchise record set by Brooklyn Robin Edward Konetchy on June 28-July 1, 1919
- August 26, 1939:** With Hall of Famer Red Barber broadcasting at Ebbets Field, the Dodgers play the Reds in the first baseball game ever to be televised.
- August 27, 2016:** Corey Seager hits his 23rd homer of the season, breaking Glenn Wright's 86-year-old record for home runs by a Dodger shortstop.
- August 27, 1988:** Tommy Lasorda gets his 1,000th victory as a Dodger skipper when the Dodgers defeat the Philadelphia Phillies, 4-2.
- August 28, 1945:** Dodger President Branch Rickey tells Jackie Robinson that he has been chosen as the first African-American to play in the Major Leagues.
- August 28, 2002:** Eric Gagné sets a new single-season franchise record for saves with his 45th of the year.
- August 29, 2006:** For the first time in franchise history, the Dodgers start and end a game with a home run, as Rafael Furcal leads off the contest with a homer vs. Cincinnati and Ramon Martinez's 16th-inning walk-off homer ends the game.
- August 30, 2019:** Clayton Kershaw passes Sandy Koufax for victories in franchise history with his 166th career victory.
- August 31, 1950:** Gil Hodges hits a club-record four home runs and also gets a single against the Boston Braves.
- August 31, 1959:** Sandy Koufax ties a Major League record as he strikes out 18 Giants
- September 1, 1890:** The Dodgers and Pittsburgh play in the first-ever Major League tripleheader and the Dodgers win all three games.
- September 2, 1979:** Manny Mota gets his 145th career pinch-hit, breaking Smokey Burgess' all-time record.
- September 2, 2003:** Eric Gagné sets a Major League record by recording his 55th consecutive save
- September 3, 1976:** Steve Garvey starts his Dodger-record consecutive games playing streak in a game at Cincinnati.

This Date In Dodger History

September 4, 1966: The Dodgers become the first team in the history of baseball to draw two million fans both at home and on the road in the same season as they beat the Reds, 8-6, in Cincinnati.

September 6, 1981: With his seventh shutout, Fernando Valenzuela ties an NL record for shutouts in a rookie season

September 7, 2016: For the first time in franchise history, the Dodgers have a rookie starter record the win in four consecutive games (Jose De Leon, Kenta Maeda, Ross Stripling and Brock Stewart).

September 7, 2001: Shawn Green puts himself in the record books as he belts two home runs against the St. Louis Cardinals to become the Dodgers all-time single-season leader with 44. He goes on to hit 49 that season to set the club record.

September 7, 2004: Robin Ventura hits a pinch-hit grand slam homer, the 18th grand slam of his career to move him into third place on the all-time Major League list.

September 8, 2004: One day after Robin Ventura cracked a pinch-hit grand slam, Olmedo Saenz did the same thing, marking the first time in Major League history that a team had pinch-hit grand slams in back-to-back games.

September 9, 1965: Sandy Koufax pitches a perfect game and his fourth no-hitter with a 1-0 win over the Chicago Cubs at Dodger Stadium. There is only one hit in the game (by Lou Johnson), a Major League record.

September 11, 1947: At age 21, Ralph Branca becomes the youngest Dodger 20-game winner as he defeats the Cardinals, 4-3.

September 12, 1947: The *Sporting News* names Jackie Robinson Rookie of the Year.

September 12, 2000: Dave Hansen hits his Major League-record seventh pinch-hit home run of the season off Arizona's Curt Schilling and breaks Johnny Frederick's 1932 mark of six.

September 13, 1925: Dazzy Vance throws a no-hitter against the Phillies only five days after one-hitting them.

September 14, 1993: Mike Piazza hits his 29th and 30th homers, setting a new Major League rookie record for catchers

September 15, 1978: The Dodgers become the first team to record over three million in attendance, as they draw 47,188 for a Don Sutton shutout against Atlanta to put them at 3,011,368 for the season.

September 15, 2009: Andre Ethier hits a two-run walk-off homer off Pittsburgh's Phil Dumatrait in the 13th inning to tie a Major League record with four walk-off home runs in a season.

September 15, 2015: The Dodgers were involved in a record-setting game against the Rockies, where MLB records were set for most combined players (58) and most combined pitchers (24) in a game. Los Angeles set a franchise record by using 11 pitchers and 28 total players (tied record, also: Sept. 13, 1982 vs. Padres) in the 5-4 loss in 16 innings.

September 16, 1957: In a historic move, the Los Angeles City Council agrees to a contract with the Dodgers in which the city will sell them 300 acres in Chavez Ravine.

September 17, 1996: Hideo Nomo throws his first no-hitter as he blanks the Colorado Rockies, 9-0, at Coors Field. It is the 20th no-hitter in franchise history.

September 17, 2010: Don Mattingly is announced as the ninth manager in Los Angeles Dodger history, effective at the end of the season. Mattingly also becomes the 27th skipper in franchise history.

September 18, 2006: Trailing 9-5 against San Diego in the bottom of the 9th inning, the Dodgers tie a Major League record with four consecutive homers by Jeff Kent, JD Drew, Russell Martin and Marlon Anderson, marking just the 4th time in history the feat had been accomplished. The four homers in an inning equaled the franchise record. After falling behind 10-9 in the 10th inning, Nomar Garciaparra hits a walk-off, two-run homer in the bottom of the frame, the team's 7th home run of the game to tie their Dodger Stadium record.

September 19, 2013: The Dodgers clinch their 12th NL West championship, their earliest clinching date since moving to LA.

September 20, 1961: The Dodgers defeat the Cubs, 3-2, in the last game played at the Coliseum, as Sandy Koufax fans 15 and Norm Sherry hits the last home run there.

September 20, 1993: Dave Hansen sets a new Dodger single-season record with his 18th pinch-hit of the year against Cincinnati.

September 20, 2018: Matt Kemp's 20th homer of the season sets an NL record as the Dodgers boast seven players with at least 20 or more homers on the year

September 22, 1957: Duke Snider hits the final Dodger home run at Ebbets Field.

September 22, 2017: Cody Bellinger hits his 39th home run of the year, setting the National League rookie home run record.

September 22, 2018: Yasmani Grandal's homer at Dodger Stadium against the Padres sets a new club record for team home runs in single season at 222, breaking the record for the second consecutive season. LA finishes the year with a National League-leading 235 home runs

September 22, 2019: The Dodgers set a new single-season attendance record, drawing 3,974,309 (49,066 average) in 81 home games

September 23, 1962: Maury Wills steals his 97th base to break Ty Cobb's Major League record.

September 23, 2008: Manny Ramirez's two-run double in the first inning makes him just the second player (Carlos Beltran, 2004) in Major League history to record 50 RBI in both leagues in the same season.

Sep 23, 2022: Albert Pujols connects on 2 HRs in a blowout 11-0 Cardinals win over the Dodgers. The 2nd of those 2 HRs is the 700th of his career - making him just the 4th member of the 700-HR club. He joins Barry Bonds, Hank Aaron & Babe Ruth as the only hitters to hit 700+ HRs in their MLB careers

September 23, 2023: Mookie Betts drives in two runners to move his RBI total to 105 on the season and set the MLB record for RBIs in the leadoff spot. He would finish the season with a MLB-record 107 RBIs in the leadoff spot

September 24, 1929: Johnny Frederick belts his Major League rookie-record 52nd double in an 8-6 loss to the Phillies. It still remains a Dodger record.

September 24, 1957: The Dodgers play their last game ever at Ebbets Field as Danny McDevitt shuts out the Pirates, 2-0.

September 25, 2016: Hall of Fame broadcaster Vin Scully calls his final game at Dodger Stadium, a dramatic 10th inning walk-off homer by Charlie Culberson to clinch the 2016 National League West title for a franchise record setting fourth consecutive season.

September 24, 2009: Matt Kemp becomes the first Dodger in franchise history with at least 25 homers, 100 RBI and 30 stolen bases in a season.

September 25, 1965: Sandy Koufax breaks Bob Feller's Major League record of 348 strikeouts for the season and goes on to post a 2-0 shutout over St. Louis.

September 25, 1997: Mike Piazza collects three hits against Colorado to give him 195, breaking the Major League record for most hits in a season by a player whose normal position is catcher.

September 25, 2008: The Dodgers clinch their 10th division title when an afternoon loss by Arizona gives them the NL West championship. Los Angeles

Los Angeles Clinching Dates

Year	Date	Opponent	Game No.
2023	Sept. 16	at Seattle	147
2022	Sept. 13	at Arizona	140
2020	Sept. 23	Oakland	56**
2019	Sept. 20	at Baltimore	146
2018	Oct. 1	Colorado	163
2017	Sept. 22	San Francisco	154
2016	Sept. 25	Colorado	156
2015	Sept. 29	at San Francisco	157
2014	Sept. 24	San Francisco	159
2013	Sept. 19	at Arizona	153
2009	Oct. 3	Colorado	161
2008	Sept. 25	San Diego	159
2006	Sept. 30	at San Francisco	161+
2004	Oct. 2	San Francisco	161
1996	Sept. 27	San Diego	160+
1995	Sept. 30	at San Diego	143*
1988	Sept. 26	at San Diego	157
1985	Oct. 2	at Atlanta	158
1983	Sept. 30	San Francisco	160
1981	Won first half of split-season		
1978	Sept. 23	San Diego	155
1977	Sept. 20	at San Francisco	151
1974	Oct. 1	at Houston	161
1966	Oct. 2	at Philadelphia	162
1965	Oct. 2	Milwaukee	161
1963	Sept. 24	New York Mets	158
1959	Sept. 29	Milwaukee	156
+ NL Wild Card * 144-game season			
**60-game season			

This Date In Dodger History

reaches the playoffs for the third time in five seasons, the fourth time they have done that in L.A. Dodger history.

September 25, 2019: Kenley Jansen recorded his 300th career save on Sept. 25 against the Padres. He became the 30th pitcher in MLB history to record 300 saves and is one of six pitchers in MLB history with 300 saves with the same team, joining Mariano Rivera (Yankees, 652), Trevor Hoffman (Padres, 552), Dennis Eckersley (A's, 320), Troy Percival (Angels, 316) and Jeff Montgomery (Royals, 304).

September 27, 2004: Adrian Beltre hits a grand slam off Colorado's Shawn Estes to tie Mike Schmidt for the most home runs in a single season by a third baseman in Major League history (48).

September 27, 2013: Clayton Kershaw tosses 60 scoreless innings against Colorado to wrap up his third consecutive MLB ERA title (183).

September 28, 1962: Maury Wills steals his 104th base of the season, after breaking Ty Cobb's big league record (96) on Sept. 23

September 28, 1963: Tommy Davis gets two hits and finishes with a .326 batting average and becomes the youngest player (24) to win two consecutive National League batting crowns.

September 28, 1988: Orel Hershiser pitches his 59th consecutive scoreless inning, as he throws 10 shutout innings against the San Diego Padres, and breaks Don Drysdale's 1968 Major League mark of 58 consecutive scoreless innings.

September 28, 2006: At Coors Field in Denver, rookie James Loney hits two home runs and has an L.A. Dodger record-setting nine RBI, which ties Gil Hodges for the franchise single-game record.

September 28, 2011: Matt Kemp slugs his 39th and final home run of the season in the club's final game, becoming the first Dodger ever to lead the NL in home runs, RBI (126) and runs scored (115).

Sep 28, 2022: Dodgers pitchers toss a shutout in a 1-0 victory over the Padres to secure their franchise-record 107th win of the season. They would go on to win 4 more games to finish up the 2022 season with a franchise-best 111 wins

September 29, 1976: Tommy Lasorda is named to succeed Walter Alton as manager of the Dodgers.

September 29, 2000: Gary Sheffield ties Duke Snider's club record of 43 home runs in a season with a home run in San Diego.

September 29, 2006: Takashi Saito registers his 23rd save of the season to set the franchise rookie record. The next day, he notches No. 24 to extend the mark for saves by a rookie to 24.

September 29, 2015: The Dodgers defeat San Francisco, 8-0, behind Clayton Kershaw's one-hitter, claiming its third consecutive and 14th overall NL West title, marking the first time in franchise history that the team reached the postseason in three straight seasons.

September 29, 2019: The Dodgers win their franchise record 106 game of the season, boasting the best record in the NL and winning their seventh straight title. The Dodgers won the Division by a 21 games, whis is the largest margin in franchise history and the largest margin in the National League West.

September 30, 1956: The Dodgers defeat Pittsburgh, 8-6, for the NL title as Don Newcombe wins his 27th game of the season.

September 30, 1994: Against San Francisco, Bill Russell plays in his 2,000th game as a Dodger.

September 30, 2007: The Dodgers set a single-season franchise record for paid attendance with 3,857,036.

October 1, 1974: The Dodgers clinch the National League West title with an 8-5 win over Houston. Don Sutton wins his 19th game, Mike Marshall appears in a record 106th game and the Dodgers reach 100 wins for the second time in Los Angeles.

October 1, 1990: Right-hander Ramon Martinez becomes the youngest Dodger to win 20 games since Ralph Branca in 1947 as he defeats the Padres, 2-1. In the process he completes his 12th game and finishes as the Major League leader.

October 1, 1993: Mike Piazza sets a new Dodger rookie record for RBI as he drives in his 107th run of the year against San Francisco breaking the mark of 106 held by Del Bionetto since 1928.

October 1, 2017: The Dodgers finish with a 104-58 regular season record, the best in the NL since 1974 and the best in Los Angeles history.

October 1, 2018: The Dodgers clinch their sixth consecutive NL West title, needing a 5-2 victory over the Rockies in Game 163 to secure the crown

October 2, 1953: In a classic pitcher's duel, Carl Erskine strikes out 14 Yankees, including Mickey Mantle four times, setting a then-World Series single-game record as the Brooklyn Dodgers defeat New York, 3-2, in Game 3 of the World Series.

October 2, 1955: Duke Snider becomes the first Major Leaguer to have four homers in a World Series when he belts two in Game 5, helping the Dodgers to a 5-3 victory over the Yankees

October 2, 1963: Dodger pitcher Sandy Koufax goes the distance in Game 1 of the World Series, limiting the Yankees to six hits and striking out 15 for a then-World Series single-game record as Los Angeles defeats New York, 5-2.

October 2, 1965: Sandy Koufax strikes out 15 Milwaukee Braves on two days rest to bring his season total to 382. It is his 26th win, as the Dodgers clinch the National League flag.

October 2, 1966: Sandy Koufax gets his 27th win at Philadelphia to give the Dodgers back-to-back pennants.

October 2, 1977: With Dusty Baker's 30th homer on the final day of the season against Houston at Dodger Stadium, the Dodgers set an ML record by having four players on the same team to hit 30 or more home runs in a season. Ron Cey, Reggie Smith and Steve Garvey are the others.

October 2, 1985: The Dodgers clinch the NL West as the Dodgers beat Atlanta, 9-3, and Cincinnati loses in San Diego.

October 2, 2004: Steve Finley's walk-off grand slam clinches the NL West for the Dodgers, erasing a 3-0 deficit in the bottom of the ninth inning against the Giants. It was the Dodgers' 10th grand slam of the year, marking a new franchise single-season record.

October 3, 1916: The Dodgers clinch their first-ever World Series appearance as they beat the Giants, 9-6, for the NL pennant.

October 3, 1947: Cookie Lavagetto breaks up Yankee starting pitcher Bill Bevens' no-hitter in the ninth inning with a two-out, two-run double helping the Dodgers steal Game 4 of the World Series from New York, 3-2.

October 3, 1951: Bobby Thomson's dramatic game-winning home run gives the New York Giants a 5-4 victory over the Dodgers in the deciding playoff game for the National League pennant.

October 3, 1962: Maury Wills steals three bases against the Giants to give him a then-Major League single-season record 104.

October 3, 1999: Mark Grudzielanek finishes the season with a .326 average, the highest by a National League shortstop since Hall of Famer Arky Vaughan batted .335 for the 1936 Pittsburgh Pirates.

October 3, 2009 : The Dodgers clinch their 11th NL West title with a 5-0 win over Colorado, capturing consecutive division crowns for the first time since 1977-78.

October 3, 2021: Dodgers defeat the Brewers 10-3 in season finale to extend their home win streak to a Los Angeles Dodger record 15 games. The win - their 106th of the season - also ties the franchise record for most wins in a single season.

October 4, 1913: First baseman Jake Daubert is named the National League Most Valuable Player.

October 4, 1955: Johnny Podres shuts out the New York Yankees, 2-0, in Game 7 of the World Series giving the Dodgers their first-ever World Championship. Sandy Amoros makes a spectacular game-saving catch in the sixth inning, turning a Yogi Berra line drive into a double play.

October 4, 1959: The Dodgers beat the Chicago White Sox, 3-1, in the first World Series game ever played in Los Angeles before the first of three straight 90,000-plus crowds at the Coliseum.

October 4, 2008: With a 3-1 victory over the Chicago Cubs in Game 3 of the NLDS, the Dodgers win their first postseason series in 20 years.

October 4, 2015: Clayton Kershaw strikes out seven against the Padres to record 301 strikeouts in his final start of the season, becoming the first MLB pitcher to reach 300 strikeouts since 2002 and ranking the fourth highest single-season total in franchise history.

October 4, 2018: L.A. wins Game 4 of the NLDS against the Atlanta Braves to advance to the NLCS for the third straight year, a franchise record

October 5, 2001: In the longest nine-inning game in Major League history, four hours and 27 minutes, the Dodgers outlast the Giants, 11-10. Barry Bonds belts his record-breaking 71st home run off Chan Ho Park.

October 6, 1920: Burleigh Grimes tosses the first World Series shutout by a Dodger, blanking the Cleveland Indians, 3-0.

October 6, 1959: The largest World Series crowd ever, 92,706 attends Game 5 at the Los Angeles Coliseum.

October 6, 1963: The Dodgers complete a four-game sweep over the New York Yankees to win the World Series title.

October 6, 2021: Chris Taylor hits a walk-off 2-run HR in the bottom of the 9th to defeat the St. Louis Cardinals in the National League Wild Card game

October 7, 2016: Dave Roberts and Washington Nationals' Manager Dusty Baker become the first African-American managers to face each other in

This Date In Dodger History

MLB postseason history.

- October 7, 1978:** Bill Russell's 10th inning single scores Ron Cey as the Dodgers clinch their second straight NL pennant with a 4-3 victory over the Phillies in Game 4 of the NLCS.
- October 7, 2013:** Juan Uribe's dramatic two-run, eighth inning home run gives the Dodgers a 4-3 come-from-behind win over Atlanta to clinch the NLDS. Juan Uribe became the second player in Dodger history to hit a behind-to-ahead home run in the seventh inning or later of a postseason game.
- October 8, 1957:** Dodger President Walter O'Malley announces the club's westward move to Los Angeles.
- October 8, 1959:** Larry Sherry pitches five scoreless innings in relief as the Dodgers win their first World Championship in Los Angeles with a 9-3 win over Chicago.
- October 8, 2009:** Pinch-hitter Mark Loretta hits a walk-off bases-loaded single to give the Dodgers a 3-2 win over St. Louis in Game 2 of the NLDS for the fourth game-ending hit in Los Angeles Dodger postseason history.
- October 9, 1988:** Mike Scioscia ties Game 4 of the NL Championship Series with a two-run homer in the ninth inning. Kirk Gibson later wins the game on a 12th-inning homer, 5-4.
- October 9, 2004:** Facing a 2-0 deficit in the NL Division Series, Jose Lima pitches a complete-game, five-hit shutout at Dodger Stadium, marking the only complete game of the entire 2004 postseason in Major League Baseball.
- October 10, 1920:** In Game 5 of the World Series against the Indians, Cleveland second baseman Billy Wamboganss converts what is still the only unassisted triple play in the World Series.
- October 11, 1978:** In a classic World Series confrontation, rookie Bob Welch strikes out Yankee slugger Reggie Jackson with two outs in the bottom of the ninth inning to give the Dodgers a 4-3 victory in Game 4.
- October 12, 1988:** Orel Hershiser continues his masterful season as he shuts out the New York Mets, 6-0, and gives the Dodgers the National League pennant before 55,693 fans at Dodger Stadium.
- October 14, 1965:** The Dodgers win their third World Championship in seven seasons as they best the Minnesota Twins, 2-0, in Game 7. Sandy Koufax tosses his second shutout of the series and "Sweet" Lou Johnson homers in the fourth inning.
- October 15, 1988:** Kirk Gibson belts a dramatic two-out ninth-inning, pinch-hit, two-run homer to give the Dodgers a 5-4 victory over Oakland in Game 1 of the World Series.
- October 15, 2017:** On the anniversary of Kirk Gibson's legendary home run, Justin Turner hits a three-run walk-off home run in Game 2 of the NLCS
- October 19, 2016:** Julio Urias becomes the youngest starting pitcher in MLB postseason history at 20 years, 68 days when he takes the mound for Game 4 of the NLCS against the Cubs.
- October 19, 1981:** Rick Monday's ninth-inning homer propels the Dodgers to a 2-1 victory in the fifth and decisive game of the NLCS in Montreal.
- October 19, 2017:** Los Angeles earns its first World Series berth in 29 years as they defeat the Chicago Cubs in Game 5 of the NLCS, led by Kiké Hernández's three home runs and seven RBI. Chris Taylor and Justin Turner are named Co-MVPs of the NLCS, combining for four homers and 10 RBI.
- October 20, 1988:** The Dodgers defeat the Oakland A's, 5-2, in Game 5 of the World Series for their sixth World Championship
- October 20, 2018:** The Dodgers win Game 7 of the NLCS over the Brewers, 5-1, clinching the National League Pennant for the second straight season.
- October 21, 2021:** Chris Taylor hits 3 home runs in an 11-2 victory over the Atlanta Braves to avoid elimination in Game 6 of the National League Division Series. With those 3 home runs, he becomes the first player in MLB postseason history with a three-homer game in a potential elimination game
- October 23, 1945:** Dodger President Branch Rickey announces that the Dodgers have signed Jackie Robinson to their Triple-A Montreal club.
- October 24, 2017:** With his seventh career playoff victory in Game 1 of the World Series, Clayton Kershaw becomes the winningest pitcher in Dodger postseason history...his 11 strikeouts also tie Don Newcombe (1949, Game 1 vs. NYY) for the most strikeouts in a World Series game without a walk.
- October 26, 1950:** Walter O'Malley becomes the new president and chief stockholder of the Dodgers
- October 26, 2018:** The Dodgers win Game 3 of the World Series over the Boston Red Sox, 3-2, in 18 innings on Max Muncy's walk-off home run. The game lasts seven hours and 20 minutes to become the longest World Series game of all-time by both time and innings
- October 26, 2020:** Clayton Kershaw became the all-time strikeout leader in postseason history, passing Justin Verlander (201) in Game 5 of the World Series against the Tampa Bay Rays
- October 27, 2020:** Los Angeles wins their seventh World Championship in franchise history, defeating Tampa Bay four games to two at Globe Life Field in Arlington, Texas
- October 27, 2020:** Corey Seager joins Orel Hershiser (1988) as the only players in franchise history to be named NLCS and World Series MVP in the same season
- October 28, 1981:** Pedro Guerrero hits a homer and drives in five runs as the Dodgers defeat the Yankees, 9-2, and win their fifth World Series Championship, the first under Manager Tommy Lasorda.
- October 28, 2017:** Alex Wood's 5.2 hitless innings in game 4 of the World Series marks the longest no-hit bid in World Series history by a Dodger, passing Sandy Koufax's 4.2 hitless innings in Game 1 of the 1963 World Series...the Dodgers go on to win, 6-2
- October 29, 2017:** Andre Ethier passes Bill Russell for most postseason games played in as a Dodger, appearing in 51 games.
- November 1, 1942:** Branch Rickey is named the General Manager of the Dodgers.
- November 1, 1951:** Roy Campanella wins the first of his three National League MVPs
- November 1, 2017:** Brandon Morrow became the just the second pitcher to appear in all seven World Series games, joining Darold Knowles (1973).
- November 5, 2007:** Joe Torre becomes the 8th Manager in Los Angeles Dodger history and the 26th in franchise history
- November 7, 1974:** Mike Marshall becomes the first relief pitcher to win the Cy Young Award.
- November 10, 1988:** Orel Hershiser is unanimously named as the recipient of the National League Cy Young Award.
- November 12, 2014:** Clayton Kershaw unanimously wins his second consecutive and third career NL Cy Young Award, becoming the 14th unanimous winner of the award and the first-ever to win the honor three times before the age of 27.
- November 13, 2014:** A day after receiving his third Cy Young Award, Clayton Kershaw is named NL Most Valuable Player, becoming just the fourth Dodger pitcher to win the award and the fourth NL pitcher to be selected as MVP in the Cy Young era (since 1956).
- November 13, 2003:** Eric Gagné captures the NL Cy Young Award, becoming just the ninth reliever in Major League history to take home the award.
- November 13, 2013:** Clayton Kershaw wins his second Cy Young Award, becoming just the second Dodger with multiple Cy Young Awards (Koufax).
- November 13, 2017:** Cody Bellinger was unanimously named the NL Rookie of the Year, becoming the 18th Dodger to win the award.
- November 14, 2019:** Cody Bellinger wins the NL MVP Award, becoming the third Dodger in franchise history to win the Rookie of the Year and MVP, joining Jackie Robinson and Don Newcombe.
- November 15, 2016:** Corey Seager unanimously wins the NL Rookie of the Year, becoming the 17th Dodger to win the award
- November 15, 2005:** The Dodgers name Ned Colletti the 10th General Manager in Los Angeles Dodger history.
- November 17, 2011:** Clayton Kershaw wins the National League Cy Young Award with 27 out of 32 possible first-place votes, becoming the second-youngest Dodger to win the award at 23 behind only a 20-year-old Fernando Valenzuela in 1981.
- November 18, 1966:** Sandy Koufax retires.
- November 21, 1956:** Don Newcombe becomes the first National Leaguer to win MVP and Cy Young awards in the same season.
- November 23, 2015:** Dave Roberts is named the 10th manager in Los Angeles Dodger history and the 28th in franchise history. Roberts becomes the Dodger's first-ever minority manager.
- November 24, 1953:** Walter Alston is named Dodger manager. Alston goes on to manage 23 seasons for the Dodgers, winning four World Championships.
- December 8, 1955:** Roy Campanella wins his third National League MVP Award.
- December 11, 2023:** Dodgers sign Shohei Ohtani to a 10-year, \$700 million contract, which is the largest free agent deal in MLB history
- December 27, 2023:** Dodgers sign Yoshinobu Yamamoto to a 12-year, \$325 million contract. That contract is both the largest and longest for a pitcher in MLB history

Dodger Hall Of Famers

Players	Years W/Dodgers	Inducted	Players	Years W/Dodgers	Inducted
Bancroft, Dave	1928-29	1971	Manush, Heinie	1937-38	1964
Beltre, Adrian	1998-2004	2024	Maranville, Rabbit	1926	1954
Brouthers, Dan	1892-93	1945	Marichal, Juan	1975	1983
Bunning, Jim	1969	1996	Marquard, Rube	1915-20	1971
Campanella, Roy	1948-57	1969	Martinez, Pedro	1993	2015
Carey, Max*	1926-29	1961	Mccarthy, Thomas	1896	1946
Carter, Gary	1991	2003	Mcginny, Joe	1900	1946
Cuyler, Kiki	1938	1968	Medwick, Joe	1940-43, 46	1968
Drysdale, Don	1956-69	1984	Murray, Eddie	1989-91; 97	2003
Durocher, Leo*	1938-41, 43, 45	1994	Piazza, Mike	1992-98	2016
Grimes, Burleigh*	1918-26	1964	Reese, Pee Wee	1940-42, 46-58	1984
Henderson, Rickey	2003	2009	Robinson, Frank	1972	1982
Herman, Billy**	1941-43, 46	1975	Robinson, Jackie	1947-56	1962
Hodges, Gil	1943-61	2022	Snider, Duke	1947-62	1980
Hoyt, Waite	1932, 37-38	1969	Stengel, Casey*	1912-17	1966
Jennings, Hughie	1899-1900, 03	1945	Sutton, Don	1966-80, 88	1998
Keeler, Wee Willie	1893, 1899-1902	1939	Vance, Dazzy	1922-32, 35	1955
Kelley, Joe	1899-1901	1971	Vaughan, Arky	1942-43, 47-48	1985
Kelly, George	1932	1973	Waner, Lloyd	1944	1967
Koufax, Sandy	1955-66	1972	Waner, Paul	1941, 43-44	1962
Lazzeri, Tony	1939	1991	Ward, John M.*	1891-92	1964
Lindstrom, Fred	1936	1976	Wheat, Zack	1909-26	1959
Lombardi, Ernie	1931	1986	Wilhelm, Hoyt	1971-72	1985
Lopez, Al	1928, 30-35	1977	Williams, Dick	1951-54, 1956	2008
Maddux, Greg	2006, '08	2014	Wilson, Hack	1932-34	1979

*Was Also A Dodger Manager

**Was Also A Dodger Coach

Managers/Coaches/Scouts

Alston, Walter	1954-76	1983	Murray, Eddie	2006-07	2003
Hanlon, Ned	1899-1905	1996	Robinson, Wilbert**	1914-31	1945
Lasorda, Tommy	1977-96	1997	Ruth, Babe	1938	1936
Lyons, Ted	1954	1955	Sisler, George	1943, 46-50	1939
			Torre, Joe	2008-2010	2014

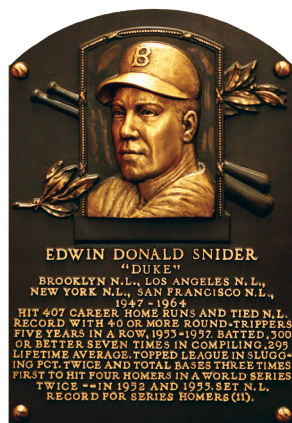
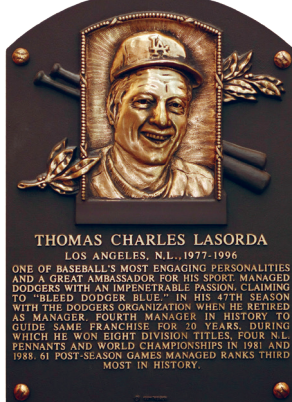
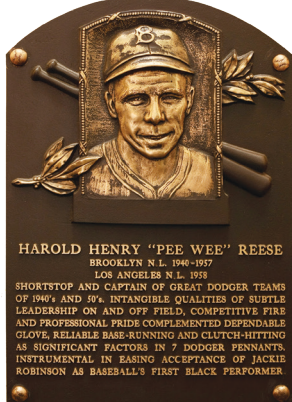
**Also Served As Club President From 1925-29

Executives

MacPhail, Larry	1938-42	1978
O'Malley, Walter	1944-79	2008
Rickey, Branch	1942-50	1967


Broadcasters

Barber, Red	1939-53	1978
Harwell, Ernie	1948-49	1981
Jarrin, Jaime	1959-2022	1998
Scully, Vin	1950-2016	1982



Photos: Milo Stewart Jr./National Baseball Hall Of Fame And Museum

Dodger Retired Numbers



PEE WEE REESE

IF

1

Uniform Number Retired July 1, 1984

Harold Pee Wee Reese played 16 seasons at shortstop for the Brooklyn and Los Angeles Dodgers (1940-42, 1946-58) and was a member of seven Brooklyn pennant-winning teams, including the World Championship club of 1955. A 10-time National League All-Star, Reese appeared in more games at shortstop (2,014) than any player in franchise history and is also the Dodgers' all-time leader in runs scored (1,338) and walks (1,210). His leadership qualities were recognized by Manager Walter Alston, who appointed "The Little Colonel" as team captain. Reese was inducted into the National Baseball Hall of Fame in 1984.

	AVG.	G	AB	R	H	2B	3B	HR	RBI	BB	SO	SB	CS	E
Dodger Totals - 16 Years	.269	2166	8058	1338	2170	330	80	126	885	1210	890	232	45	407
Major League Totals - 16 Years	.269	2166	8058	1338	2170	330	80	126	885	1210	890	232	45	407



TOMMY LASORDA


MGR

2

Uniform Number Retired August 15, 1997

Tommy Lasorda had a tough act to follow when he succeeded future Hall of Famer Walter Alston as Dodger manager with four games left in the 1976 season. But like Alston, Lasorda went on to enjoy a lengthy and highly successful tenure at the helm. Piloting the Dodgers until the 1996 campaign, he racked up 1,599 victories to rank 13th on the all-time Major League managerial list, winning two World Series titles (1981 and 1988), four NL pennants and eight division titles. Prior to joining the big league staff as a coach in 1973, he had a successful eight-year stint as a minor league manager, helping the development of several future Dodger stars. The former Brooklyn Dodger pitcher was inducted into the National Baseball Hall of Fame in 1997.

	G	W	L	PCT.
Dodger Totals - 21 years	3050	1599	1439	.526
Major League Totals - 21 years	3050	1599	1439	.526
Minor League Totals - 8 years	825	478	367	.565



DUKE SNIDER

OF

4

Uniform Number Retired July 6, 1980

The Duke of Flatbush was among the game's most feared hitters during his 16 seasons with the Brooklyn and Los Angeles Dodgers (1947-62), playing on a pair of World Championship teams (1955 and 1959) and in six World Series overall. The eight-time All-Star center fielder ranks as the franchise's career leader in home runs (389) and runs batted in (1,271) and during the 1950s he topped all Major Leaguers with 326 homers and 1,031 RBI. He slugged four home runs in both the 1952 and 1955 World Series and he holds the Brooklyn Dodger single-season mark of 43 homers, which led the National League in 1956. His 136 RBI in 1955 topped the NL. Snider was inducted into the National Baseball Hall of Fame in 1980.

	AVG.	G	AB	R	H	2B	3B	HR	RBI	BB	SO	SB	CS	E
Dodger Totals - 16 years	.300	1923	6640	1199	1995	343	82	389	1271	893	1123	99	49	63
Major League Totals - 18 years	.295	2143	7161	1259	2116	358	85	407	1333	971	1237	99	50	66

Dodger Retired Numbers



GIL HODGES

IF 14

Uniform Number Retired June 4, 2022

Gil Hodges was as solid as they come in his professionalism, integrity, and dependability in leading the Dodger teams of the 40's and 50's at first base. Hodges joined his "Boys of Summer" teammates-Jackie Robinson, Roy Campanella, Pee Wee Reese and Duke Snider-in the Hall of Fame in 2022. Hodges led the Dodgers to their first World Championship in 1955 and he was the cornerstone to Dodger teams winning seven National League pennants and two World Series over 13 seasons (1943, 1947-57, 1958-61). The eight-time All-Star topped 20 homers in 11 straight years and hit 370 in his brilliant career, the third highest total for a right-handed hitter at his retirement. From 1949-57, Hodges averaged 32 home runs and 108 RBI each season. On Aug. 31, 1950, Hodges became the second modern-era National League player to hit four home runs in one game. In 16 years with the Dodgers, he played in 2,006 games, had 1,884 at bats, scored 1,088 runs, had 1,884 hits, 1,254 rbi, 294 doubles, 48 triples, 361 homers and a lifetime average of .274. He went on to play for the Mets and managed nine season in the big leagues with Washington and the New York Mets, guiding the Miracle Mets to the 1969 World Series title.

	AVG.	G	AB	R	H	2B	3B	HR	RBI	BB	SO	SB	CS	E
Dodger Totals- 16 years	.274	2006	6881	1088	1884	294	48	361	1254	925	1108	63	42	126
Major League Totals- 18 years	.273	2071	7030	1105	1921	295	48	370	1274	943	1137	63	42	145



JIM GILLIAM

OF/IF 19

Uniform Number Retired October 10, 1978

Junior Gilliam played his entire 14-year Major League career (1953-66) in a Dodger uniform, both in Brooklyn and Los Angeles, contributing to four World Championship clubs (1955, 1959, 1963 and 1965) and seven pennant winners overall. He appeared in 1,956 games to rank fifth on the franchise's all-time games played list, seeing action at second base, third base and in the outfield. In 1953, he was selected as the National League Rookie of the Year. Following his playing career, the two-time All-Star served as a Dodger coach until his untimely death at the age of 49 prior to the start of the 1978 World Series, at which time his number was retired and the Dodgers wore a commemorative patch on their sleeve in his honor.

	AVG.	G	AB	R	H	2B	3B	HR	RBI	BB	SO	SB	CS	E
Dodger Totals- 14 years	.265	1956	7119	1163	1889	304	71	65	558	1036	416	203	111	204
Major League Totals- 14 years	.265	1956	7119	1163	1889	304	71	65	558	1036	416	203	111	204



DON SUTTON


RHP 20

Uniform Number Retired August 14, 1998

The durable right-hander spent 16 of his 23 Major League seasons with the Dodgers and more than made his mark in team history, ranking as the franchise's all-time leader in wins (233), games started (533), innings pitched (3,816.1), strikeouts (2,696) and shutouts (52). A four-time All-Star, he pitched in three World Series (1974, 1977 and 1978) with the Dodgers, led the National League in shutouts (9) in 1972, was the NL ERA leader (2.21) in 1980 and a 21-game winner in 1976. He made his big league debut with the Dodgers in 1966 and stayed with the team through 1980, before leaving and rejoining the club in 1988. Sutton finished his career with 324 wins and 3,574 strikeouts and was enshrined in the National Baseball Hall of Fame in 1998.

	W-L	ERA	G	GS	CG	SHO	SV	IP	H	R	ER	HR	BB	SO
Dodger Totals- 16 years	233-181	3.09	550	533	156	52	5	3816.1	3291	1450	1311	309	996	2696
Major League Totals- 23 years	324-266	3.26	774	756	178	58	5	5282.1	4692	2104	1914	472	1343	3574

Dodger Retired Numbers



WALTER ALSTON **MGR** **24**

Uniform Number Retired June 5, 1977

Walter Emmons Alston was a virtual unknown when he took over the helm of the Brooklyn Dodgers in 1954, but he became well-known in a hurry. The long-time minor league skipper guided his first Dodger team to 92 wins and followed that by piloting the 1955 Dodgers to 98 victories and their first World Championship in franchise history. He went on to lead the Dodgers to six more National League pennants and three more World Series titles (1959, 1963 and 1965) in a 23-year career in which he tallied 2,040 victories to place sixth on the all-time managerial wins list. His 3,658 total games managed rank eighth all time. Alston, who played in one Major League game, that with the St. Louis Cardinals in 1934, was inducted into the National Baseball Hall of Fame in 1983.

	G	W	L	PCT.
Dodger Totals- 23 years	3658	2040	1613	.558
Major League Totals- 23 years	3658	2040	1613	.558
Minor League Totals- 13 years	1735	982	753	.566

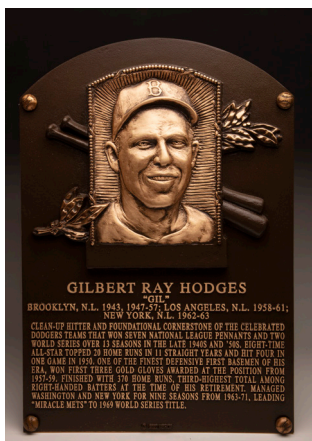



SANDY KOUFAX **LHP** **32**

Uniform Number Retired June 4, 1972

Among the most dominating pitchers in the game's history, the left-hander won 165 games and compiled 2,396 strikeouts in 2,324.1 innings with 40 shutouts in his 12-year Dodger career (1955-66). A three-time Cy Young Award winner and the National League MVP in 1963, Koufax was also World Series MVP in both 1963 and 1965, when he hurled a pair of shutouts. He led the NL in ERA five straight seasons from 1962-66, was the strikeouts leader four times and was tops in wins on three occasions with totals of 27, 26 and 25. In addition, Koufax pitched an NL-record four no-hitters, including a perfect game in 1965, and set the National League single-season mark with 382 strikeouts in 1965. He was inducted into the Baseball Hall of Fame in 1972.

	W-L	ERA	G	GS	CG	SHO	SV	IP	H	R	ER	HR	BB	SO
Dodger Totals- 12 years	165-87	2.76	397	314	137	40	9	2324.1	1754	806	713	204	817	2396
Major League Totals - 12 yrs	165-87	2.76	397	314	137	40	9	2324.1	1754	806	713	204	817	2396



Dodger Retired Numbers




FERNANDO VALENZUELA LHP

34

Uniform Number Retired: August 11, 2023

Fernando Valenzuela is one of the most influential figures in Los Angeles Dodgers history. The left-handed pitching sensation from the small town Etchohuaquila in Navojoa, Mexico, launched "Fernandomania" in 1981 with one of the most dominant starts for a rookie to begin a season in Major League history. Valenzuela's dominance re-energized the Dodger fanbase and created a multi-generational, multi-cultural impact that will live on in LA for years to come. Valenzuela, at age 20, was the emergency 1981 Opening Day starter and defeated the Houston Astros, 2-0, beginning a run of eight consecutive wins - five by shutout. He is the only pitcher in Major League history to win Rookie of the Year and Cy Young Award honors in his rookie season. Valenzuela also helped lead the Dodgers to a World Series championship in 1981. "El Toro," the master of the screwball, played 17 Major League seasons, including 11 with the Dodgers from 1980-1990 where he was a six-time All-Star, a two-time Silver Slugger Award winner for his prowess with the bat and Gold Glove Award winner. His 173 victories and 2,074 strikeouts are the most for any Mexican-born Major Leaguer. In 2003, the cultural icon returned to the Dodgers as a Spanish-language broadcaster. His No. 34 was officially retired by the Dodgers on Aug. 11, 2023 - the same day the city of Los Angeles declared "Fernando Valenzuela Day."

	W.L	ERA	G	GS	CG	SHO	SV	IP	H	R	ER	HR	BB	SO
Dodger Totals- 11 years	141-116	3.31	331	320	107	29	2	2348.2	2099	981	864	152	915	1769
Major League Totals- 17 years	173-153	3.54	453	424	113	31	2	2930.0	2714	1303	1154	226	1151	2074



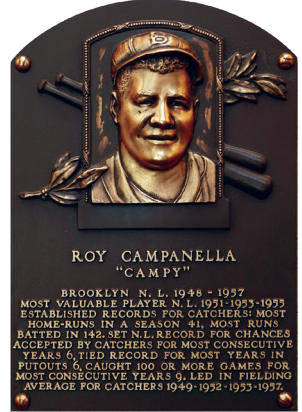
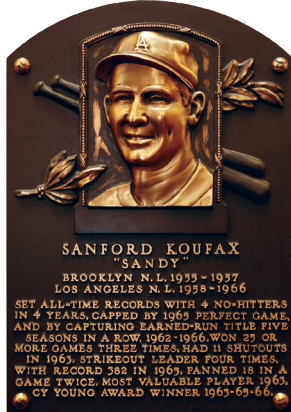
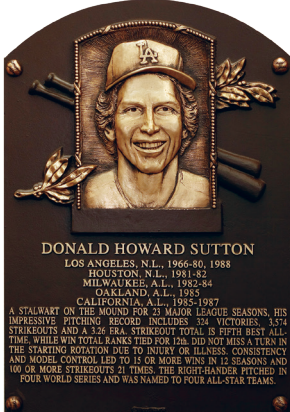
ROY CAMPANELLA

C 39

Uniform Number Retired June 4, 1972


In 10 seasons with the Brooklyn Dodgers (1948-57), Campy was a force both at the plate and behind the plate. The catcher played on five pennant-winning clubs, including the World Champions of 1955. That season, the eight-time All-Star became a three-time National League Most Valuable Player award winner after collecting 32 home runs and 107 RBI. He also garnered MVP honors in 1951 and 1953, when he led the league with a Brooklyn-record 142 RBI to go with a career-high 41 home runs. Campanella, whose career was cut short due to a tragic automobile accident that left him paralyzed, was inducted into the Baseball Hall of Fame in 1969.

	AVG.	G	AB	R	H	2B	3B	HR	RBI	BB	SO	SB	CS	E
Dodger Totals- 10 years	.276	1215	4205	627	1161	178	18	242	866	533	501	25	15	85
Major League Totals - 10 years	.276	1215	4205	627	1161	178	18	242	866	533	501	25	15	85



Photos: Milo Stewart Jr./National Baseball Hall of Fame and Museum

Dodger Retired Numbers



JACKIE ROBINSON **OF/IF** **42**

Uniform Number Retired June 4, 1972

Jack Roosevelt Robinson made a historic entrance into Major League Baseball in 1947 as the first African-American player in the history of the game. His outstanding debut season netted him the inaugural Rookie of the Year award, which now bears his name, and spring-boarded him to a stellar 10-season career in which he was part of six Brooklyn Dodger pennant-winners, among them the World Championship club of 1955. In 1949, the six-time all-star won the National League batting title (.342) en route to earning MVP honors. Robinson, a first baseman as a rookie, starred as a second baseman for the next five seasons, before moving on to play third base and the outfield. He was inducted into the National Baseball Hall of Fame in 1962.

	AVG.	G	AB	R	H	2B	3B	HR	RBI	BB	SO	SB	CS	E
Dodger Totals- 10 years	.311	1382	4877	947	1518	273	54	137	734	740	291	197	30	117
Major League Totals - 10 years	.311	1382	4877	947	1518	273	54	137	734	740	291	197	30	117

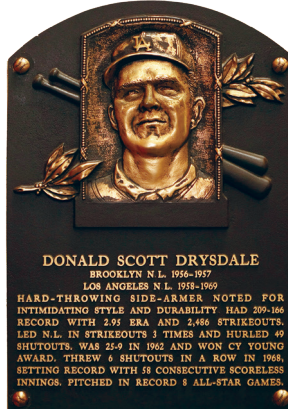
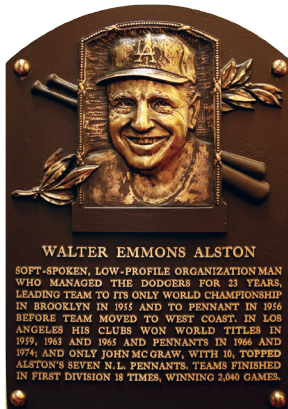


DON DRYSDALE **RHP** **53**

Uniform Number Retired July 1, 1984

One of the game's fiercest competitors, the hard-throwing right-hander pitched 14 seasons (1956-69) for the Brooklyn and Los Angeles Dodgers, ranking second on the franchise career list in wins (209), games started (465), innings pitched (3,432.1), shutouts (49) and third in strikeouts (2,486). The NL strikeout leader in 1959 and 1960, Big D earned the leagues' Cy Young Award in 1962, when he won 25 and topped the league in strikeouts for a third time. A member of three World Championship clubs (1959, 1963 and 1965) and two other pennant winners (1956 and 1966), he set a then-Major League record in 1968, tossing 53.2 consecutive scoreless innings, including a record six straight shutouts. Drysdale gained induction into the Baseball Hall of Fame in 1984.

	W-L	ERA	G	GS	CG	SHO	SV	IP	H	R	ER	HR	BB	SO
Dodger Totals- 14 years	209-166	2.95	518	465	167	49	6	3432.1	3084	1292	1124	280	855	2486
Major League Totals- 14 years	209-166	2.95	518	465	167	49	6	3432.1	3084	1292	1124	280	855	2486



International Relations

Throughout their history, in both Brooklyn and Los Angeles, the Dodgers have played a major role in the development of international baseball and have been at the forefront of forging relationships with countries around the world:

Australia



- The Dodgers played in the historic Opening Series in Sydney in March of 2014 against the Diamondbacks in MLB's first regular season games in Australia. The Dodgers, who also played an exhibition game against Team Australia, swept the two-game series, which was held at the historic Sydney Cricket Ground. The series marked the Dodgers' first regular-season games outside of North America.
- In 1986, shortstop Craig Shipley became the first native-born Australian to play in the Majors

Canada

- The Brooklyn and Los Angeles Dodgers had a minor league affiliate in Montreal, Canada from 1939-60. Jackie Robinson made his professional baseball debut and won the International League batting title with the Triple-A Montreal Royals in 1946.

China

- In the spring of 2008, a split-squad of Dodgers traveled to Beijing, China to play against the San Diego Padres at Beijing's Wukesong Stadium in an exhibition and the first-ever Major League games played in that country.
- In 1986, Peter O'Malley paid for construction of a baseball stadium in Tianjin. Named Dodger Stadium, it still exists and is home to the Tianjin Lions of the Chinese Professional Baseball League founded in 2002.



Jackie Robinson as a Montreal Royal in 1946.

Cuba

- The Dodgers held Spring Training in Havana from 1941-42 and again in 1947.
- Clayton Kershaw and Yasiel Puig joined MLB and the Players' Association on a historic goodwill tour to Cuba in December 2015.

Dominican Republic

- The Los Angeles Dodgers' baseball academy in the Dominican Republic, Campo Las Palmas, underwent a major renovation and re-dedication in 2017 as it celebrated its 30th year in Dodger player development, having officially opened on March 27, 1987. It was the first-of-its kind facility and has since been replicated by numerous teams throughout baseball. Campo Las Palmas is located in the town of Guerra, just east of the Dominican Republic's capital city of Santo Domingo (more information on Campo Las Palmas can be found in the Dodger Stadium section)...the Dodgers currently have four Dominican-born players on their 40-man roster
- Fernando Valenzuela (2011) and Nomar Garciaparra (2015) have been inducted into the Latino Baseball Hall of Fame at Casa de Campo in La Romana, joining Tommy Lasorda who is a founding member and Goodwill Ambassador of the organization. Lasorda has a statue at the Paseo de los Inmortales, dedicated in 2012, and The Hall of Fame annually bestows an award in his name for a non-Latino who makes significant contributions to Latino baseball. Former Dodger President Peter O'Malley is a past recipient
- The Dodgers' history in the Dominican Republic began in 1948 when they held Spring Training in Ciudad Trujillo.

Dodger trips abroad

- 1956:** Japan (Post-Season)
- 1964:** Mexico (Pre-Season)
- 1966:** Japan (Post-Season)
- 1991:** Mexico (Pre-Season)
- 1993:** Japan (Post-Season)
- 1993:** Taiwan (Post-Season)
- 2003:** Mexico (Pre-Season)
- 2008:** China (Pre-Season)
- 2010:** Taiwan (Pre-Season)
- 2014:** Australia (Regular Season)
- 2018:** Mexico (Regular Season)
- 2024:** Korea (Regular Season)

Japan

- The Dodgers have held three postseason tours of Japan by Brooklyn and Los Angeles teams following the 1956, 1966 and 1993 seasons. The Tokyo Giants visited Vero Beach during Spring Training five times (1961, 1967, 1971, 1975 and 1980).
- In 1966, the Dodgers received a two-ton, 10-foot tall, stone lantern gift from Japanese Hall of Famer Sotaro Suzuki as a token of friendship between the Dodgers and Japan and to commemorate the opening of Dodger Stadium in 1962.
- After the 1993 season, the Dodgers played five exhibition games in Asia as part of the Friendship Series tour, three in Taipei, Taiwan and two in the Fukuoka Dome in Fukuoka, Japan.
- In 1995, Hideo Nomo became only the second Japanese born player to appear in the Major Leagues. The Nomo signing and his success spawned Nomo-mania and opened the door for Japanese players in the United States.
- In 2023, the Dodgers signed Shohe Ohtani and Yoshinobu Yamamoto to two of the largest contracts in Major League Baseball history. Ohtani signed a 10-year, \$700 million dollar contract and Yamamoto signed a 12-year, \$325 million.

Korea

- On Sept. 9, 1990, the Dodgers became the first Major League team to have a game broadcast in the Korean language in the United States.
- In 1994, pitcher Chan Ho Park became the first Korean to play in the Major Leagues.
- In 2024, the Dodgers will open up the regular season with a two-game series against the Padres in Seoul, Korea

Mexico

- Pitcher Fernando Valenzuela made his Major League debut in 1980. The native of Sonora, Mexico became an international sensation in 1981 and helped the Dodgers win the World Series.
- The Dodgers took a trip to Monterrey, Mexico during Spring Training in 1991 for a two-game exhibition against Industriales de Monterrey and the Milwaukee Brewers...in 2018, the club played three regular season games against the San Diego Padres in Monterrey from May 4-6 and tossed their very first no-hitter on international soil May 4... The Dodgers also played exhibition games in Mexico City prior to the 1964 season against the Red Devils and in 2003 against the New York Mets.
- Julio Urias won 20 games in 2021, becoming just the 4th Mexican-born pitcher in MLB history to win 20+ games. Two of those 4 were Dodgers (Urias & Valenzuela)
- Julio Urias became the 1st Mexican-born pitcher to ever secure the NL ERA title (2.16).



Kenley Jansen and the Dodgers exchange hats with CPBL All-Stars during the club's pre-season trip to Taiwan in 2010.

Taiwan

- Following the 1993 season, the Dodgers were the first Major League Baseball team to play in Taiwan when they competed against the Chinese Professional League (CPBL) All-Stars for three games as part of the Dodgers' Friendship Baseball Series. The Dodgers also took part in a three-game friendship series against CPBL All-Stars a 2010 Spring Training trip to Taiwan.
- Hong-Chih Kuo in 2000 became the first Taiwanese high school player to sign a professional baseball contract when he signed with the Dodgers.

World Baseball Classic

- In 2017, the Dodgers hosted the semi-finals and championship game of the World Baseball Classic, with the United States claiming their first WBC title in front of a sold-out Dodger Stadium crowd...in 2009, Dodger Stadium also hosted the semi-finals and final (won by Japan).
- Numerous Dodger players have appeared in the tournament, while Tommy Lasorda served as the event's Global Ambassador in both 2006 and 2009.


Miscellaneous

- Dodger Stadium played host to the 1984 exhibition baseball tournament at the Olympic Games in Los Angeles.
- On May 19, 1993, Dodger Stadium hosted the first baseball game to be broadcast in four languages - Chinese, English, Korean and Spanish.



Pregame ceremony being held at the 2017 World Baseball Classic final at Dodger Stadium

National Baseball Hall Of Fame And Museum



NATIONAL BASEBALL HALL OF FAME AND MUSEUM

25 Main Street, Cooperstown, New York 13326

Phone: (607) 547-7200

Public Relations: (607) 547-0215

E-mail address: info@baseballhall.org

Website: baseballhall.org

Summer Hours: Memorial Day Weekend - Labor Day Weekend: 9 a.m. to 7 p.m.

Regular Hours: 9 a.m. to 5 p.m.

Holiday Closings: Thanksgiving Day, Christmas Day, and New Year's Day.

DIRECTORY: Jane Forbes Clark (Chairman), Josh Rawitch (President), Lisa Bendino-Anderson (Vice President, Museum Affairs), Shilpa Ketharaju (Vice President Finance and Administration), Sean Gahagan (Vice President, Retail Merchandising & Licensing), Ken Meifert (Vice President, Sponsorship & Development), Ryan Selzner (Vice President, People and Culture)
PR CONTACTS: Jon Shestakofsky (Vice President, Communications & Education) and Craig Muder (Comm. Director)

HALL OF FAME WEEKEND 2024: July 19-22

Class of 2024: Adrián Beltré, Todd Helton, Jim Leyland and Joe Mauer

Awards Presentation: Sat., July 20 Induction: Sun., July 21, 1:30 p.m. ET, Clark Sports Center

DODGERS IN THE HALL OF FAME

A total of 62 players, managers and executives in the Hall of Fame spent some of their professional careers with the Brooklyn/Los Angeles Dodgers, including 2024 electee Adrián Beltré. Eighteen spent the majority of their careers with the Dodgers, including Walter Alston, Roy Campanella, Don Drysdale, Leo Durocher, Burleigh Grimes, Sandy Koufax, Tommy Lasorda, Larry MacPhail, Walter O'Malley, Pee Wee Reese, Branch Rickey, Jackie Robinson, Wilbert Robinson, Duke Snider, Don Sutton, Dazzy Vance, Zack Wheat and Gil Hodges. For a complete list of Brooklyn/Los Angeles Dodgers in the Hall of Fame, visit the "Hall of Famers" team pages at www.baseballhall.org.

2020 DODGERS WORLD SERIES ARTIFACTS IN COOPERSTOWN

- Ball thrown by Clayton Kershaw in Game 1, the first neutral-site World Series game in history.
- Bat used by NLCS and World Series MVP Corey Seager in Game 6.
- Road jersey worn by Mookie Betts in Games 3, 4 and 5
- Batting helmet worn by Max Muncy throughout the World Series.
- Jacket worn by Dodgers manager Dave Roberts throughout the World Series.

NOTABLE DODGERS ARTIFACTS IN COOPERSTOWN

- Autographed Media Guide used by Vin Scully throughout his final season of 2016
- Bat used by Jimmy Rollins on Aug. 22, 2015 to record his 500th career double.
- Ball from Clayton Kershaw's no-hitter on June 18, 2014.
- Ball from Josh Beckett's no-hitter on May 25, 2014.
- Jersey worn by Andre Ethier during 2014 Opening Series in Sydney, Australia.
- Don Mattingly's locker tag from 2014 Opening Series in Sydney, Australia.
- Lineup card used by Don Mattingly during 2014 Opening Series in Sydney, Australia.
- Jersey with All-Star collar stars worn by eventual Cy Young Award winner Clayton Kershaw during his ninth win of the season on July 7, 2011.
- Matt Kemp "Kempman" bat used by Andre Ethier during his 30-game hitting streak in 2011.
- Ball signed by Jeff and Jered Weaver on June 20, 2009 during Dodgers-Angels game started by them, the 21st brother-brother matchup in history.
- Cap worn by manager Joe Torre during his team's 13-game home winning streak to open the 2009 season.
- Batting gloves worn by Orlando Hudson during his cycle on April 13, one of the record-tying eight in Major League Baseball during the 2009 season.
- No. 42 jersey worn by James Loney on April 15, 2008 for Jackie Robinson Day.
- Bat used by Marlon Anderson to hit the fourth of four consecutive home runs in the bottom of the ninth inning on Sept. 18, 2006, forcing the Dodgers-Padres game into extra innings; it was the fourth time a team managed the feat.
- Ball used on May 22, 2006 during a game between the Dodgers and Rockies that featured a pitching matchup of Jae Seo and Byung-Hung Kim; it was the first time two Korean starting pitchers faced off.
- Goggles worn by Eric Gagne while setting the consecutive saves mark at 84 on July 3, 2004.
- Bat used by Shawn Green to hit four home runs in one game (May 23, 2002) and seven home runs in a three-day span (a Major League record).
- Baseball from Hideo Nomo's no-hitter on Sept. 17, 1996.
- 1996 Tom Lasorda game-worn jersey.
- Ball from Fernando Valenzuela's no-hitter on June 29, 1990.
- Balls from each of Hall of Famer Sandy Koufax' four no-hitters in (1962, 1963, 1964 and a perfect game in 1965).
- Cornerstone from Ebbets Field.



Batting helmet worn during 2020 World Series by Max Muncy.

A LOOK AHEAD TO 2025

Ballots for the 2025 Hall of Fame/BBWAA election will be distributed following the 2024 season with results from the voting scheduled to be announced in January 2025. A partial list of first-year candidates for election includes Félix Hernández, CC Sabathia, Ichiro Suzuki and Troy Tulowitzki. Historical information on past BBWAA elections and the election process can be accessed at www.baseballhall.org or by contacting the Hall of Fame Communications department.

CONNECT TO COOPERSTOWN

- For news from Cooperstown, visit at www.baseballhall.org. Stay up-to-date on all the activity at the Hall of Fame's official site, on Twitter @baseballhall and through social networking on Facebook, Instagram and TikTok.
- If you would like to receive interesting stories and timely news items direct from the Hall of Fame and get the inside track on the latest happenings in Cooperstown, sign up for *Inside Pitch*. There's no cost to receive our weekly electronic newsletter in your e-mail box at home or work and it's easy to enroll: Just log on to www.baseballhall.org/InsidePitch.
- If you have an interest in receiving *Around The Horn*, the Hall's monthly media newsletter, please send an e-mail to info@baseballhall.org. Be sure to include your name, name of organization and e-mail address. Or visit www.baseballhall.org/media-info.

RESEARCH ASSISTANCE

The Hall of Fame is pleased to provide assistance in baseball research and members of the media are encouraged to utilize this valuable baseball resource whenever necessary by calling the Public Relations department at (607) 547-0215, or the Library Reference desk at (607) 547-0330.

The Last Time It Happened

Inside-the-Park Homer (Dodgers):	Zach McKinstry April 3, 2021 at COL		
Inside-the-Park Homer (Opponent):	Nick Ahmed May 9 2018 vs. Arizona	Liberatore	Yimi Garcia/Adam May 4, 2018 at San Diego (in Mexico), won 4-0
Consec. Homers (Dodgers)	Jason Heyward & James Outman , August 28, 2023 vs. ARI	No-Hitter (Opponent):	Zach Davies, Ryan Tepera Andrew Chafin and Craig Kimbrel, June 24, 2021 vs. CHC
Consec. Homers (Opponent):	Elehuris Montero & Sean Bouchard, Sep 28, 2023 at COL	Perfect Game (Dodgers):	Sandy Koufax Sept 9, 1965 vs. Chicago, won 1-0
4 Consec. Homers (Dodgers):	Jeff Kent, J.D. Drew, Russell Martin, Marlon Anderson; Sept. 18, 2006 vs. San Diego	Perfect Game (Opponent):	Dennis Martinez July 28, 1991, vs. Montreal (2-0)
3 Consec. Homers (Dodgers):	Yasiel Puig, Cody Bellinger, Justin Turner April 29, 2017 vs. Philadelphia	Minimum Batters Faced (Dodgers):	Odalis Perez April 26, 2002 at Chicago Cubs (one-hitter)
3 Consec. Homers (Opponent):	Juan Nepez, Nolan Gorman & Paul DeJong, May 18, 2023 at STL	Minimum Batters Faced (Opponent):	Dennis Martinez July 28, 1991 vs. Montreal
Pinch-Hit Homer (Dodgers):	Kolten Wong, Sep 1, 2023 vs ATL	One-Hitter (Dodgers):	Rich Hill Aug. 23, 2017 at Pittsburgh
Pinch-Hit Homer (Opponent):	J.D. Davis, June 17, 2023 vs SFG	One-Hitter (Opponent):	Javier Vazquez Sept. 14, 1999 vs. Montreal
Consecutive Pinch-Hit Homers:	Willie Crawford, Lee Lacy; June 23, 1975 vs. St. Louis (9th inning)	Stolen Base, Home (Dodgers):	Mookie Betts September 25, 2020 vs. LAA
Pinch-Hit Homer (Postseason):	Kike Hernandez Oct. 18, 2020 vs. ATL	Stolen Base, Home (Opponent):	Gabriel Arias, Aug 24, 2023 at CLE
Grand Slam Homer (Dodgers):	Mookie Betts , Aug 7, 2023 at SDP	Stolen Base, Pitcher (Dodgers):	Ross Stripling June 10, 2018 vs. Atlanta
Grand Slam Homer (Opponent):	Ronald Acuna Jr, Aug 31, 2023 vs ATL	Stolen Base, Pitcher (Opponent):	Jhoulys Chacin Aug. 12, 2017 vs. San Diego
2 Grand Slams, Game (Dodgers):	Shawn Green Adrian Beltre; May 21, 2000 at Florida	Triple Play (Dodgers):	A.J. Ellis, Juan Uribe, Dee Gordon, James Loney April 15, 2012 vs. San Diego (9th inning)
2 Grand Slams, Game (Opponent):	Fernando Tatis April 23, 1999 vs. St. Louis	Triple Play (Opponent):	Eric Campbell, Daniel Murphy, Lucas Duda, Travis d'Arnaud; Aug. 24, 2014 vs. New York (6th inning)
Pinch-Hit Grand Slam (Dodgers):	Matt Kemp June 23, 2018 at New York (NL)	5-Hit Game (Dodgers):	Mookie Betts, Aug 23, 2023 at CLE
Pinch-Hit Grand Slam (Opponent):	Darin Ruf July 21, 2022 vs. SF	5-Hit Game (Opponent):	Brandon Nimmo, Apr 19, 2023 vs NYM
4-Homer Game (Dodgers):	Shawn Green May 23, 2002 at Milwaukee	6-Hit Game (Dodgers):	Chase Utley July 6, 2016 vs. Baltimore
4-Homer Game (Opponent):	J.D. Martinez Sept. 4, 2017 vs. Arizona	6-Hit Game (Opponent):	Andrew McCutchen April 7, 2018 at San Francisco
Homers, Both Sides of Plate (Dodgers):	Yasmani Grandal July 24, 2018 at Philadelphia	7-RBI Game (Dodgers):	Max Muncy, Apr 10, 2023 at SFG
Homers, Both Sides of Plate (Opponent):	Ken Caminiti July 12, 1998 vs. San Diego	7-RBI Game (Opponent):	Hunter Renfroe Sept. 27, 2016 at San Diego
Two Home Runs, One Inning:	Eric Karros Aug. 22, 2000 vs. Montreal (6th)	8-RBI Game (Dodgers):	Trayce Thompson, Apr 1, 2023 vs ARI
Hit for Cycle (Dodgers):	Cody Bellinger July 15, 2017 at Miami	8-RBI Game (Opponent):	Fernando Tatis April 23, 1999 vs. St. Louis
Hit for Cycle (Opponent):	Cristian Guzman Aug. 28, 2008 at Washington	9-RBI Game (Dodgers):	James Loney Sept. 28, 2006 at Colorado
Home Run, Pitcher (Dodgers):	Hyun-Jin Ryu Sept. 22, 2019 vs. Colorado	Home Run, Pitcher (Opponent):	Zack Greinke June 24, 2019 vs. Arizona
No-Hitter (Dodgers):	Walker Buehler /Tony Cingrani	No-Hitter (Opponent):	Shane Bieber, Aug 25, 2023 at COL

MLB NETWORK BRINGS YOU THE BEST SEAT IN THE HOUSE, EVERY NIGHT



FOR THE COMPLETE PROGRAMMING
SCHEDULE AND CHANNEL FINDER, VISIT
MLBNETWORK.COM



© 2024 MLB. Major League Baseball trademarks and copyrights are used with permission of Major League Baseball. Visit MLB.com. Any other marks used herein are trademarks of their respective owners.



COMMUNITY



2023 was a historic year for the Los Angeles Dodgers community. We celebrated Fernando Valenzuela's jersey retirement weekend, the El Segundo 12U All-Stars won the Little League World Series, and the Dodgers Community Affairs team hosted and attended events to help unite our city. Different teams, communities and cultures celebrated baseball and their love for Los Angeles; and the Dodgers returned our love and appreciation for these communities. We kicked off January 2023 with our annual Dodgers Love LA Community Tour in partnership with Bank of America where we hosted 10 community events. As we slid into the season, the theme of Jackie Robinson Day inspired fans to come together and celebrate diversity and our commitment to breaking barriers. We recognized local volunteers, Community Heroes and civic leaders through in-game activations and community events, and our military initiatives continued to recognize those who protect and serve our country.

Throughout the year we hosted and supported various baseball clinics and our health focused initiatives recognized the patients and professionals battling health issues each day. Our players continued to represent our values off the field through their own foundation events and by regularly participating in Dodger programs throughout the region. Our community activities were driven by our community pillars: Youth Education & Fitness, Health & Wellness, Accessibility, and Service

The Los Angeles Dodgers Community Affairs team strives to achieve its community efforts by working with partners to provide resources to host events, community service, and memorable experiences for youth and adults from the Los Angeles-area community and beyond.



YOUTH EDUCATION & FITNESS



- As part of the LA READS program aimed to motivate young people to read and build a life-long love of reading, the Dodgers teamed up with the Los Angeles Dodgers Foundation (LADF) to host various Storytime readings for youth. In addition to receiving free books, one special reading guest included All-Star catcher Will Smith read to participants at Lafayette Recreation Center summer camp at Felipe de Neve Branch on Aug. 1. In 2023, more than five hundred thousand minutes were logged in the Dodgers Reading Championship literacy challenge.
- On Jackie Robinson Day, the Dodgers hosted events in the community including our "Play it Forward" youth baseball clinic presented by with Bank of America, where current and, former Dodger players, including Andre Ethier, Jerry Hairston Jr., and James Loney provided opportunities for youth to learn baseball and life skills at Jesse Owens Park in South L.A. (4/15/23)
- In celebration of MLB's Play Ball Weekend, the Dodgers partnered with the Los Angeles Dodgers Foundation to host a clinic at Holly Park in Hawthorne, which included an opportunity for Dodgers Dreamteam participants to meet Dodger Alumni, receive a ball and bat set, and participate in a variety of activities including Quick Ball, infield, outfield & pitching drills, and a home run derby. (6/9/23)
- Led by our head athletic trainers, the Dodgers hosted 100 underserved youth at our PLAY clinic, with a goal of educating youth about the importance of an active lifestyle and dangers of performance enhancing drugs. Dodger Rookie Outfielder James Outman supported this event by answering questions about life experiences, healthy living, and decision-making. (8/17/23).
- In support of our community partners, the Los Angeles Dodgers presented the Mamba and Mambacita Foundation with a check for \$100,000 to support their mission to provide funding and sports programming for underserved student athletes. Additionally, the Dodgers donated \$100,000 to the Lebron James Family Foundation and their I PROMISE program serving at-risk students and their families with fundamental resources, wraparound support, and family support.
- By the year's end, we partnered with Baby2Baby to host another successful Children's Holiday Party. We brought the joy of the holidays directly to students in Los Angeles with a focus on targeting children experiencing homelessness and children in greatest financial need. After converting Centerfield Plaza to a winter wonderland, Joe Kelly and Dodgers players joined Baby2Baby and LADF and welcomed hundreds of students to shop for clothes, toys and other holiday essentials. Children were able to experience a "snow day" by sledding in Centerfield Plaza, meeting Santa Claus, and getting the opportunity to run the bases. (12/13/23).

HEALTH & WELLNESS



- Through the Blue Wishes program, the Dodgers granted more than a dozen wishes, providing a memorable experience to individuals with serious health conditions. Some experiences included special meet and greets with Dodger players, receiving Dodgers memorabilia, viewing batting practice, and other memorable activities.
- In partnership with the Phi Delta Theta Fraternity and the Live Like Lou Foundation the Dodgers and Clayton Kershaw had the opportunity to gift ALS fighter Ronnie Green with a custom Dodger-branded electric Permobil M3 Corpus wheelchair to assist him with the independence he needs and deserves. Clayton Kershaw was a finalist for the 2022 Lou Gehrig Memorial Award. (8/29/23).
- Through our partnership with UCLA Health, the Dodgers were able to grant additional Blue Wishes, and recognize medical professionals who dedicate their time to researching and treating serious health conditions.
- For Mother's Day in support of Breast Cancer awareness and on Childhood Cancer Awareness Day we recognized UCLA doctors who play pivotal roles in their fields treating individuals with cancer.



ACCESSIBILITY

- In celebration of Mexican American Heritage Night at Dodger Stadium, Dodger Legends Fernando Valenzuela and Jaime Jarrin, along with Dodger players and staff, packaged and distributed food in Dodger branded reusable tote bags for more than 400 predominately Mexican American families facing food insecurity in East Los Angeles. Later in the evening, the Dodgers recognized local community members who serve the Mexican American community.
- Last season, Kids 4 Dodgers Baseball reached a few milestones. Since the program's inception, we have provided more than 150,000 total community tickets, and have served more than 1,000 community groups. In addition to providing tickets, food, and t-shirts, the Dodgers ensure that underserved youth and their chaperones can get to the game by providing transportation to Dodger Stadium.
- In July, the Los Angeles Dodgers hosted more than 1,000 students from LAUSD's International Newcomer Enrichment program for a Stadium and Botanical Tour of Dodger Stadium. As part of this program, students got to practice their English skills and learn more about the history of Dodger Stadium and get to know more about our collection of native plants. (7/17/23)
- The Dodgers and Jacoby & Meyers teamed up to provide back-to-school backpacks and essential school supplies to 5,000 students in Los Angeles and Long Beach. Current and former Dodger players as well as Dodger staff teamed up to host 4 unique opportunities for underserved students to start their school year off prepared and in style. (8/10/23, 8/11/23, 8/13/23, 8/29/23)
- To show our support and stand together against targeting LGBTQ youth, the Dodgers engaged their staff and PRIDE Business Resource Group (BRG) to host a panel conversation featuring GLAAD and members of the PRIDE BRG educating employees on understanding LGBTQ identities and the unique challenges young people often face. On Pride Night, in addition to the funds from LADF's 50/50 Raffle benefiting local LGBTQ orgs, the Dodgers also donated \$5,000 to Raise a Child, an LGBTQ+ inclusive organization with a mission to inspire and encourage caring people to nurture children in foster care.



SERVICE



- The Dodgers are dedicated to supporting our nation's Armed Forces through various activities, programs, and days of appreciation throughout the year. These special opportunities include recognizing a Military Hero of the Game at each home game and inviting active-duty members to participate in the Big Flag Ceremony during select home games. In 2023, we recognized members of the Wounded Warrior Umpire Academy through UMPS Cares, organized a chance for Marine Corps servicemembers to meet with Dave Roberts, and honored SoldierCare wounded veterans by inviting them to throw out a first pitch caught by Dodger players.
- The Dodgers hosted 350 pre-selected active-duty service members of our nation's United States Army, Marine Corps, Navy, Air Force, Coast Guard, Space Force and veterans and their families for a special Veterans Day Batting Practice event in partnership with the Los Angeles County Department of Mental Health (LACDMH). As part of the program, Dodger outfielder and 2023 Roberto Clemente Award nominee Chris Taylor took part in a Q & A session hosted by SNLA's Kirsten Watson and other Dodger Alumni.
- In 2023, the Dodgers nominated Outfielder Chris Taylor for MLB's Roberto Clemente Award, given to a player who best represents the game of Baseball through extraordinary character, community involvement, philanthropy, and positive contributions, both on and off the field. Through his work with the CT3 Foundation, Chris and his wife Mary raise funds for children with cancer and other life-altering conditions and raise awareness for vulnerable members of their local communities. (9/15/23 - date of award presentation)
- The Los Angeles Dodgers united with eleven other L.A. area professional sports teams to donate \$450,000 to the American Red Cross to help people impacted by the Hawaii wildfires.
- During the 2023 season, the Los Angeles Dodgers and Los Angeles County Department of Public Health trained nearly 5,000 Dodger fans in Hands Only CPR as Part of the Heart Heroes Campaign. Dodger Manager Dave Roberts extended his support by thanking CPR Trainers and participating in a PSA sharing the importance of being trained in CPR.





LOS ANGELES DODGERS FOUNDATION





BIGGER THAN BASEBALL

LASTING IMPACT FOR LOS ANGELES



\$60 MILLION+
INVESTED IN PROGRAMS
AND GRANTS

10 MILLION+
YOUTH IMPACTED

OUR VISION

The Los Angeles Dodgers Foundation envisions a city where everyone regardless of ZIP code has the opportunity to thrive.

OUR MISSION

We tackle the most pressing problems facing Los Angeles with a mission to improve education, health care, homelessness and social justice for all Angelenos.

FOCUS AREAS



EDUCATION



HEALTH CARE



HOMELESSNESS



SOCIAL JUSTICE



WHAT WE DO

Through a social justice lens, we run and fund programs that level the playing field.

COMMUNITY INFRASTRUCTURE

Provide access to resources, basic essentials and safe recreational spaces through food and basic necessities distributions.

SPORTS-BASED YOUTH DEVELOPMENT

Support coaches and recreation park partners to facilitate development in sport skills and social and emotional learning.

LEADERSHIP & CAPACITY BUILDING

Develop capacity and leadership for youth, adults, partners and grantee organizations through programming and scholarship opportunities.



EQUITY-FOCUSED GRANTMAKING

Fund organizations focused on social justice and closing equity gaps in play, education, health care and homelessness.

STRATEGIC COMMUNITY ENGAGEMENT

Strategically engage with community partners, non-profit and civic leaders and funders.

KNOWLEDGE SHARING & CONVENING

Amplify the work of community partners and leaders through grantee and partner convenings.



WAYS TO GIVE



DONATE

Through online donations or gifts of stock, fans can make a personal donation or donate in honor of a loved one.

Dodgers.com/LADF



BLUE DIAMOND GALA

A star-studded event with a private benefit concert on the field with Dodger players, coaches, blue carpet, and pre-show party and post-show food trucks.

Dodgers.com/Gala



AUCTIONS

Throughout the season, Dodger fans can bid online on special experiences, memorabilia, and autographed items from current Dodger players, coaches, and legends.

Dodgers.com/Auctions



DODGERS ALL-ACCESS

Enjoy an all-access pass to Dodger Stadium with on-field experiences like hitting in the batting cage to pitching in the bullpen and more.

Dodgers.com/AllAccess



50/50 RAFFLE

LADF hosts the 50/50 Raffle at every home game where 50% of the jackpot is awarded to the winner and the remaining 50% supports local community organizations.

Dodgers.com/5050raffle



RIBBON BOARD

Fans can celebrate special occasions by ordering personalized Ribbon Board Messages, displayed under the Left Field Dodger Vision screen during home games.

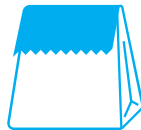
Dodgers.com/RibbonBoard



RUN

LADF's Sunset Run features a breathtaking course around Dodger Stadium and a cool-down lap around the warning track. All runners receive a Dodgers tech shirt, finisher's medal, and a limited-edition bobblehead!

Dodgers.com/Run



SPOUSES MYSTERY BAG

In partnership with the Dodger spouses, fans can purchase autographed baseballs signed by current Dodger players, coaches, alumni and broadcasters.



RETAIL

At every home game, fans may purchase LADF Logo T-shirts, autographed baseballs, jerseys, photos, and other items at the LADF Homebase located in Centerfield.

EDUCATION | HEALTH CARE | HOMELESSNESS | SOCIAL JUSTICE

 @dodgersfoundation

 @DodgersFdn

 /LosAngelesDodgersFoundation

Dodgers.com/LADF



MEDIA



Communications

Office: (323) 224-1301 **Fax:** (323) 224-1459



JON WEISMAN
VP, Public Relations
(323) 224-4252
jonwv@ladodgers.com



JOE JARECK
Senior Director,
Public Relations
(323) 224-1549
joej@ladodgers.com



JUAN DORADO
Director,
Player Relations
(323) 224-1342
juand@ladodgers.com



STEVE BRENER
PR Consultant
(323) 224-1344
steveb@bzapr.com



ALLY SALVAGE
Manager,
Public Relations
(323) 224-1353
allys@ladodgers.com



HAYLEY TENNANT
Coordinator,
Public Relations
(323) 224-3004
hayleyt@ladodgers.com



MARK LANGILL
Team Historian
(323) 224-1539
markl@ladodgers.com



JON SOOHOO
Team Photographer
(323) 224-1499
jons@ladodgers.com

2024 Dodger Stadium Media Guidelines

In conjunction with Major League Baseball, the Los Angeles Dodgers will adhere to the following media rules and regulations for all regular season games held at Dodger Stadium.

Access:

- Media gates will open five (5) hours prior to game time for all matchups except for 12:10/1:10 p.m. start times, at which media gates will open four (4) hours prior to game time.
- All media must leave the ballpark no later than 90 minutes following the conclusion of postgame interviews.

Credentials:

- Daily credentials are available on MLB's credential site at credentials.mlb.com. All daily applications will close 24 hours before first pitch. Late applications and day of game changes will not be accepted.
- Full season credentials will be awarded to qualifying media. These will be accepted at all regular season games in addition to all BBWAA cards and MLB-issued credentials.
- Please contact Ally Salvage (AllyS@ladodgers.com) with questions about credentials.

Parking:

- Media parking is available in Lot B off the Left Field Reserve.
- Media should enter Dodger Stadium through Gate A, which is located at the intersection of Vin Scully Avenue and Stadium Way, and check in at the gated guard booth in the far righthand lane. Full season credentials and BBWAA credentials will serve as season-long parking passes. Media with daily credentials will be on that select day's media parking list.
- Please note that during sellouts, high-profile games such as Opening Day and during the Postseason, we may not be able to accommodate all media in Lot B and off-site parking lots may be needed.

Media Will Call/Entrance:

- Media Will Call is located at a marked ticket window outside the Left Field Reserve Team Store at the top of Lot B parking lot and will open in accordance with times set above. Media Will Call will close at the start of the game.
- After credential pickup, media can enter the stadium through the gate adjacent to Media Will Call on the Reserve Level.
- If a media member is running late and cannot obtain their credential prior to first pitch, please contact Ally Salvage at (826) 825-2270 to coordinate credential pickup.

Media Availabilities & Player/Manager/Staff Interviews:

- Pregame and postgame interviews may occur inside of the interview room.
- Interviews may also be conducted on the field during designated periods of field access (pregame and postgame).

Writing Press Guidelines:

- Writing press will be assigned a seat location in the Vin Scully Press Box. During high-profile games such as Opening Day and Postseason, media may be assigned to sit in the Auxiliary Box or inside of the Press Box dining room.
- Please check the seating charts in the Press Box for daily seating assignments.

Photography Guidelines:

- Photographers will be permitted on-site five (5) hours prior to first pitch and must leave the ballpark no later than 90 minutes after the conclusion of postgame interviews.
- Photo Positions:
 - All dugout well photo positions are pre-marked and assigned ahead of time.
 - If you wish to switch between first base and third base photo wells, please wait for the middle of an inning and walk on the dirt warning track behind home plate. Proceed with caution.

Photo Well Reminders:

- No transmitting is allowed in dugout wells, unless in a netted basket. This must be done from a location inside the building.
- Please be mindful of players while in the dugout wells and allow them to enter/exit the dugout prior to entering/exiting the well.
- Ethernet cables may be used in the standing photo positions to directly transmit from the camera. No laptops may be used in the standing photo positions. Only netted well spots may transmit via laptop.
- No bags or cases are allowed in the wells, unless in a netted basket. Any prohibited items will be removed by security.
- Texting is the only form of telephone communication allowed in the wells; pictures, videos, and phone calls are not permitted.

Remote Cameras:

- Remote cameras must be approved by Jon SooHoo or Juan Ocampo once in place.
- If any issues arise, please contact Jon SooHoo at (626) 676-0762.

Television Live Shots:

- TV crews may shoot stand-up segments from the warning track on the field along the first-and-third base sides.
- Live shots must conclude by the start of pregame ceremonies. In-game or postgame live shots can be done from Lot B.
- TV crews can remain on site for the duration of the game but must not occupy a workstation used for written press.

Media Materials:

- All media information, including the 2024 Media Guide, will be available online at mlbpressbox.com/lad and will also be emailed out to credential holders ahead of each game.

Login information for the online Press Box is as follows:

- Username: media@ladodgers.com
- Password: dodgers

WiFi information is as follows:

- Username: MLB-Press
- Password: Hom3Run!

Lineups will be printed and distributed in the back of the Press Box. No other printed information media materials will be available.

Media Dress Code:

Major League Baseball requests media members covering games to dress in an appropriate and professional manner that reflects their respect for their colleagues, the teams, and the players they are covering. Clubhouses, dugouts, press boxes, interview rooms and the playing field are working areas, and MLB expects members of the media to adhere to a business casual dress code. Wearing team branded clothing is not permitted. A full description of MLB's media dress code can be found at www.mlbpressbox.com.

**To reach media locations after entering stadium from Lot B Reserve Level:

Press Box: Make a right down the concourse after entering the stadium and take the home plate elevators to Level 5. The Press Box entrance is directly across from the elevators.

Interview Room: Use the home plate elevators and proceed to Level 1. Exit the elevators and make a left down the hallway. Security will scan your credential and lead you to the interview room, which is just past the metal double doors.

Clubhouse: Use the home plate elevators and proceed to Level 1. Exit the elevators and make a left down the hallway. Security will scan your credential. The clubhouse is down the hallway, past the interview room.

Photo Wells: Take the home plate elevators down to Level 1. Exit the elevators and make a left, walk down the hallway and down the stairs. Continue on the pathway until reaching a second set of stairs on your right, which will lead you up to the field level. Security will scan your credentials. Proceed to assigned well spot. To switch between first base and third base wells, please wait for the middle of an inning and walk along the dirt warning track behind home plate

Field Level: Take the home plate elevators down to Level 1. Exit the elevators and make a left, walk down the hallway and down the stairs. Continue on the pathway until reaching a second set of stairs on your right, which will lead you up to the field level. Security will scan credentials.



Joe Davis

Broadcaster

Joe Davis enters his ninth season as a member of the Dodger broadcast team on SportsNet LA and eighth as the lead play-by-play voice for the club. In 2022, Davis, 35, was named the lead voice for Major League Baseball on Fox, replacing Joe Buck, and one of the network's lead NFL announcers. He has been calling play-by-play on Fox Sports' national coverage of pro and college football, Major League Baseball and college basketball since 2014.

Davis attended Beloit College (Wis.), where he was a four-year letter winner and two-time captain of the school's football team, as well as earning a bachelor's degree in communications with a minor in journalism. During the football offseasons, Davis assumed play-by-play duties for the school's athletic department, announcing baseball and men's and women's basketball games on local radio and television, and served as the voice of Buccaneer spring sports for his final three years on campus before graduating in 2010.

Prior to his senior year of college, Davis secured a summer job with the Schaumburg Flyers baseball team of the independent Northern League, serving as the team's play-by-play voice and media relations director. He then moved on to the Montgomery (Ala.) Biscuits, the Double-A affiliate of the Tampa Bay Rays, and was named Southern League Broadcaster of the Year in 2012. While in Montgomery, Davis also worked for the Baylor Independent Sports Properties Network and Comcast Sports Southeast, where he called play-by-play for college football, basketball and baseball.

In July 2012, Davis made the jump to national television at the age of 24, joining ESPN as an announcer for college baseball, basketball, football, hockey, and softball and also appeared in spot duty for Major League Baseball on ESPN radio.

Davis resides in South Pasadena with his wife Libby, daughter Charlotte and sons Blake and Theo.



Nomar Garciaparra

Broadcaster

Nomar Garciaparra is in his 11th season behind the microphone for the Dodgers, serving as an analyst for SportsNet LA's game broadcast and pre-and-postgame telecasts.

A native of Whittier, CA, and a graduate of Bellflower's St. John Bosco High School, Garciaparra played 14 seasons in the Major Leagues with the Red Sox, Cubs, Dodgers and A's, posting a .313 batting average with 229 home runs and 936 RBI. He was the AL Rookie of the Year in 1997, American League batting champion in 1999 and 2000, National League Comeback Player of the Year with his Dodgers in 2006, a six-time MLB All-Star, and won a Silver Slugger Award in 1997.

Garciaparra attended Georgia Tech and was a first-round pick of the Red Sox in 1994. He made his MLB debut in 1996 and as a rookie with the Red Sox in 1997, Garciaparra hit 30 home runs and had 98 RBI, setting a MLB record for RBI by a leadoff hitter and most homers by a rookie shortstop.

Garciaparra played three seasons with the Dodgers in 2006-08, earning an All-Star selection at first base and helping the team reach the postseason in 2006. After playing with Oakland in 2009, Garciaparra signed a one-day contract with Boston in 2010 to retire as a member of the Red Sox. In 2014, Garciaparra was inducted into both the Boston Red Sox Hall of Fame and the Latino Baseball Hall of Fame in the Dominican Republic.

Following the end of his playing career, Garciaparra worked at ESPN, appearing on Baseball Tonight, MLB game telecasts as well as the network's coverage of the College World Series and the Little League World Series from 2011-13.

Garciaparra was a member of the 1992 U.S. Olympic baseball team and his wife, Olympian and World Cup soccer champion Mia Hamm, played on the 1996, 2000 and 2004 women's Olympic soccer teams. The couple married in 2003, and have twin girls, Grace and Ava, and a son, Garrett. Both Garciaparra and Hamm are among the investors in Major League Soccer's Los Angeles FC.



Orel Hershiser

Broadcaster

Dodger great and Emmy Award-winning broadcaster Orel Hershiser enters his 11th season as a color commentator and analyst for the Dodgers on SportsNet LA. He was inducted in the Dodgers' Ring of Honor last season, becoming a Legend of Dodger Baseball.

Hershiser is a multi-time Southern California Sports Broadcasters Association award winner for his work as an analyst on both the game broadcast and the Dodgers' pre- and postgame telecasts. He previously was behind the microphone at ESPN from 2006-13 as a color analyst for their Baseball Tonight, Sunday Night Baseball, College World Series and Little League World Series programming.

The three-time All-Star right-hander played 18 seasons in the Majors, including 13 with the Dodgers, who he helped lead to a 1988 World Championship. That year, Hershiser led the National League in wins (23), innings pitched (267), shutouts (8) and complete games (15) en route to a Cy Young Award, and set the all-time Major League record of 59 consecutive scoreless innings (Aug. 30-Sept. 28). He established his place in Dodger lore with a dominant 1988 Postseason, when he earned both NLCS and World Series MVP honors, and became the only player in history to win those honors in addition to the Cy Young Award in the same season. He later received both The Sporting News Pitcher of the Year and Sports Illustrated Sportsman of the Year awards for his brilliant season.

Hershiser attended and played baseball at Bowling Green (OH) State University and was drafted in the 17th round by the Dodgers in the 1979 Major League First-Year Player Draft. It was during a game in his rookie year of 1984 that Hershiser was nicknamed "Bulldog," in an effort by Dodgers Hall of Fame manager Tommy Lasorda to get Hershiser to adopt a tougher attitude on the mound.

After finishing his playing career with the Dodgers in 2000 and briefly working for the team, he joined the Rangers as a special assistant to General Manager John Hart in the fall of 2001. He was named the Rangers' pitching coach in 2002 and after the 2005 season, he became Executive Director of the Rangers.

He has co-authored or authored two books: *Out of the Blue and Between the Lines: Nine Things Baseball Taught Me About Life*. Hershiser has two sons, Quinton and Jordan, and two stepchildren, Spencer and Sloane. He and his wife Dana reside in Las Vegas.




Eric Karros

Broadcaster

Eric Karros enters his third season as part of the Dodger broadcast team. Karros will work as an analyst for game broadcasts as well as pre- and postgame shows. The 2024 season marks Karros' 21st consecutive year calling games. He began broadcasting in 2004 with the Dodgers' NL West division-clinching game against the Giants for FOX. He spent two years at ESPN calling MLB, the Little League World Series and College World Series games. In 2007, he returned to Fox. He now enters his 17th year at Fox, where he

has worked World Series, League Championship Series, All-Star Games, and regular season games for national broadcast.

Karros was selected by the Dodgers in the sixth round of the 1988 First-Year Player Draft out of UCLA. He won the 1992 NL Rookie of the Year award and was the Opening Day first baseman for the club nine of the next 10 years. Karros spent parts of 12 seasons with the Dodgers, winning the Silver Slugger Award in 1995 and finishing his career in L.A. as the all-time L.A. Dodgers home run leader with 270. He is one of three Dodgers in franchise history to have five 30 home run/100 RBI seasons, the other two being Hall of Famers Duke Snider and Gil Hodges. He remains the only Dodger in franchise history to hit two homers in one inning (Aug. 22, 2000, sixth inning vs. Montreal). Karros played 14 Major League seasons, including 2003 with the Chicago Cubs and 2004 with the Oakland A's. Karros earned a degree in economics from UCLA.



Jessica Mendoza

Broadcaster

Jessica Mendoza is in her third season with the Dodger broadcast team. A groundbreaker in baseball broadcasting, Mendoza became the first woman to serve as an analyst for nationally televised MLB games in 2015 with ESPN. Also in 2015, Mendoza became the first female analyst for a nationally televised MLB Postseason game, calling the American League Wild Card Game on ESPN. That year, she also became the first female analyst for a Men's College World Series telecast.

From 2016-2020, Mendoza was a color analyst on the ESPN Sunday Night Baseball team. In 2020, she became the first woman to serve as a solo analyst for a national package of MLB game telecasts including weeknight games and holiday baseball. On Sept. 29, 2021, Mendoza along with Melanie Newman, became the first all-female team to broadcast a game for ESPN when they called the Dodgers vs. Padres game at Dodger Stadium. Mendoza has also provided analysis on ESPN and ABC Little League World Series coverage since 2016.

Mendoza is a two-time Olympic medalist in softball, having won gold in Athens (2004) and silver in Beijing (2008) for Team USA. In 2006, she was named the USA Softball Athlete of the Year and was also recognized in 2008 as the Women's Sports Foundation Sportswoman of the Year. In 2019, Mendoza was inducted into the National Softball Hall of Fame. Mendoza was a four-time First-Team All-American while playing outfield at Stanford University. She was a three-time Stanford Female Athlete of the Year and a First-Team Academic All-American in 2002. Mendoza earned a bachelor's degree in American Studies in 2002 and a master's in social sciences in education in 2003.



Rick Monday

Broadcaster

Former Dodger outfielder and two-time Major League All-Star Rick Monday is in his 32nd season as a Dodger broadcaster and 40th season overall with the organization, including eight as a player.

Monday, who joined the Dodgers' broadcast team in 1993, began his broadcasting career as a sports anchor on KTTV in Los Angeles in 1985, while also calling play-by-play and hosting the pregame show for Dodger games on DodgerVision and Z Channel. He was nominated for an Emmy as host of the Dodgers' pregame show on KTTV's "Dodger Central" in 1988 and he earned an Emmy for Live Sports Coverage in

2001. Monday has also called games for the College World Series and spent four seasons with the Padres.

A star at Arizona State University, Monday led the Sun Devils to the 1965 College World Series Championship and earned All-American and College Player of the Year honors before the Kansas City Athletics made him the first player ever selected in the Major League First-Year Player Draft in 1965. He was inducted into the ASU Hall of Fame in 1975 and the College Baseball Hall of Fame in 2016.

Monday, who spent six years in the Marine Corps Reserves while playing in the big leagues, made his Major League debut in 1966 and, after spending six seasons with the Athletics and five seasons with the Cubs, came to the Dodgers as part of a five-player trade in 1977. He played eight seasons in L.A., and propelled the Dodgers to the 1981 World Series with a dramatic, game-winning home run in the winner-take-all Game 5 of the NLCS at Montreal. Overall, Monday compiled a .264 career batting average with 241 home runs and 775 RBI in 19 big-league seasons, while helping the Dodgers win a World Championship in 1981 and three NL pennants (1977, 1978, 1981).

On April 25, 1976 at Dodger Stadium, two protesters attempted to set fire to an American flag in the outfield and Monday, playing for the Chicago Cubs, ran over and grabbed the flag out of their hands and returned it to the Dodger dugout as the crowd erupted in cheers. The scoreboard behind the left-field bleachers in the stadium later flashed the message, "Rick Monday... You Made A Great Play...". He would later receive the Presidential Commendation for "Service To Others" from Gerald Ford.

Monday and his wife, Barbaralee, who make regular visits to various veteran's hospitals throughout the year, reside in Vero Beach during the offseason.



José Mota

Broadcaster

José Mota, the son of Dodger legend Manny Mota, is in his third season with the Dodger broadcast team and will primarily call games on the Dodgers' Spanish language simulcast alongside Pepe Yñiguez and Fernando Valenzuela.

A two-time Emmy Award winner, Mota spent 20 seasons with the Angels' TV and radio broadcast teams serving in multiple English and Spanish roles. In 2021, he became the first Latin-born former player to be a full-time English TV broadcaster for a Major League team. On Aug. 19-20, 2017, Mota became the first MLB broadcaster to have called play-by-play on a team's English radio/TV broadcasts and Spanish radio/TV broadcasts, as well as working as a color analyst on both platforms. Mota was Vladimir Guerrero's translator for the 2018 Hall of Fame Induction Ceremony in Cooperstown, becoming the first translator in the HOF ceremony's history.

Mota's first-ever MLB broadcast assignment was for Los Angeles Dodgers Spanish radio in 2001. In the years since, he has been a broadcaster/analyst for Fox (where he broadcasted MLB and NFL games), MLB Network, ESPN, TBS, Bally Sports, MLB Radio, DirecTV Latin America and Yahoo Sports. Mota was a sideline reporter/analyst for ESPN during the inaugural World Baseball Classic in 2006 and has worked on broadcasting teams for every WBC (2009, 2013, 2017, and 2023).

A former Major League second baseman with the San Diego Padres (1991) and Kansas City Royals (1995), Mota also played in the Dodger organization in 1987-88. Mota was a two-time Collegiate All-American second baseman at Cal State Fullerton, 1984 National Champion and earned a bachelor's degree in communications from CSUF. Mota made his film debut in "For Love of the Game," starring Kevin Costner.

The Mota family founded the non-profit Mota's Faces in 2011, which promotes the involvement of American youth in assisting impoverished school children and their families in his native Dominican Republic and Colombia and Venezuela. Mota and his family make their home in the San Gabriel Valley.



Stephen Nelson

Broadcaster

Stephen Nelson looks to his second season as part of the Dodger broadcast team and is slated to call more than 70 home and road games for SportsNet LA this season.

Nelson, 34, is a Southern California native and graduated from Chapman University. He attended Marina High School in Huntington Beach and has worked professionally for MLB Network, NHL Network, NBC Sports, YouTube and Apple TV+ calling Major League Baseball and National Hockey League games. In 2021, MLB Network tapped him to host its most popular show, "Intentional Talk," alongside Kevin Millar. In

addition to "IT," Nelson has also hosted programs for the MLB and NHL networks, including MLB Tonight, MLB Now, Hot Stove, and NHL Tonight. Prior to joining MLB Network, he was a host and broadcaster for Bleacher Report.

Nelson is a proud Japanese American and is the only Asian American play-by-play announcer working for a Major League Baseball team. He lives in Los Angeles with his wife, Cori, who is a news anchor for NBC News and MSNBC, their sons Kai and Crews, and dog, Nash.



Tim Neverett

Broadcaster

Tim Neverett is in his sixth season as a member of the Dodgers' broadcast team and will handle the play-by-play on select games on AM 570 while also occasionally anchoring the pregame and postgame shows on SportsNet LA.

He is the author of the book *Covid Curveball* on the Dodgers 2020 World Series championship season. During the offseason, Neverett calls college basketball nationally on FS1 and college hockey on the New England Sports Network. He also serves as a professor in communication studies at Emerson College.

Neverett previously served as the radio play-by-play voice of the Boston Red Sox for three seasons (2016-18) following a seven-year stint as the radio and television play-by-play announcer for the Pittsburgh Pirates. Before joining the Pirates, Neverett worked for FSN Rocky Mountain, including as a studio host for Colorado Rockies games during the 2008 season. He also served the network as a play-by-play announcer for Rockies games, college football, basketball, hockey, lacrosse, arena football, and track and field. In addition, Neverett hosted talk shows for both the nationally syndicated Sporting News Radio Network and ESPN 560 in Denver where he was named the 2005 Best Radio Sports-Talk Host by Westword magazine. Neverett also worked in Las Vegas calling games on radio and TV for the Padres' and Dodgers' Triple-A teams, as well as Las Vegas' International Hockey League team and the UNLV baseball and football teams. Neverett, who began his broadcasting career in 1985 with Pittsburgh's Double-A affiliate Nashua, also called baseball, softball, basketball, and soccer as well as hockey and skiing during four Olympic Games from 2002-2008.

Neverett played college baseball at Emerson College in Boston, and he and his wife Jessica have three sons: Matthew, Kyle and Drew.



Charley Steiner

Broadcaster

Five-time Emmy Award-winner and National Radio Hall of Famer Charley Steiner in his 20th season with the Dodgers, handling play-by-play duties for the club's radio broadcast on AM 570.

Before joining the Dodgers, Steiner broadcast three years for the New York Yankees on WCBS Radio and the YES Network. Prior to his seasons with the Yankees, Steiner spent 14 years at ESPN, where his responsibilities ranged from anchoring SportsCenter to working play-by-play for Major League Baseball and Saturday Primetime Football. He served as SportsCenter's primary boxing reporter/analyst and also contributed to the Emmy and CableACE Award-winning Outside the Lines series. Steiner also called the 2006, 2009 and 2013 World Baseball Classics for XM Radio and MLB International, respectively, and broadcast MLB games live from seven different countries.

Steiner graduated from Bradley University, where its School of Sports Communication was named in his honor in 2015. Steiner, who was inducted into the Bradley's Sports Hall of Fame in 1995, also established the Charles H. Steiner Endowed Scholarship, which is given annually to Bradley broadcasting majors. In March 2022, Steiner was inducted into the Missouri Valley Conference Hall of Fame.

Steiner began his professional broadcasting career in 1969 at WIRL Radio in Peoria, Illinois as a newscaster, and made career stops in Davenport, New Haven, Hartford and Cleveland before returning to his native New York, where he was the morning sportscaster on WOR radio, while serving as sports director for the RKO Radio Network. In addition, Steiner called the play-by-play for the USFL New Jersey Generals and, later, for the New York Jets on WABC radio.



Fernando Valenzuela

Broadcaster

Fernando Valenzuela, legendary Dodger and 17-year Major League veteran, marks his 22nd season as a Dodger broadcaster and will join Jose Mota and Pepe Yñiguez on the Spanish radio and television simulcast.

In 17 big league seasons, Valenzuela compiled a 173-153 record and a 3.54 ERA with the Dodgers, Angels, Orioles, Phillies, Padres and Cardinals, earning six All-Star selections and tossing a no-hitter on June 29, 1990, against the Cardinals. The Sonora,

Mexico native has been inducted to numerous Hall of Fames, including the Hispanic Heritage Baseball Museum and Caribbean Baseball Hall of Fame.

Valenzuela was a late-season call-up in 1980, but his legend grew as the Dodgers' emergency starter on Opening Day, 1981, when he hurled a 2-0 shutout over the Houston Astros. Valenzuela won his first eight starts that season, including five shutouts and a rookie-record string of 35.0 consecutive scoreless innings, with his improbable success sparking "Fernandomania," as fans flocked to see him pitch - both home and road - and baffle hitters with his signature screwball. Valenzuela, who started the 1981 All-Star Game, became the first player in MLB history to be named Rookie of the Year and win a Cy Young Award in the same season, while leading the Dodgers to a World Championship. His iconic No. 34 was retired by the Dodger organization in 2023.

Valenzuela supports the club's community and Latino initiatives, and as a result of his continued community involvement, the Reviving Baseball in Innercities Program (RBI) honored him with a Lifetime Achievement in 2007. Valenzuela and his wife Linda reside in Los Angeles and have four children, Ricky, Fernando Jr., Linda and Maria Fernanda.



Kirsten Watson

Broadcaster

Kirsten Watson begins her fourth season with the Dodger broadcast team as a reporter and host, where she contributes to SportsNet LA's game broadcasts and studio programming as well as pre- and postgame coverage on both television and radio.

During the Dodgers' offseason, Watson is the gameday reporter and host for the Los Angeles Rams.

Watson previously spent two years as a reporter and host with Spectrum SportsNet, appearing on pre-, post- and in-game broadcasts of the Los Angeles Lakers, Los Angeles Sparks and South Bay Lakers while also co-hosting the network's Lakeshow studio program. She also served as a producer for the National Football League, creating localized content for international markets, hosting its Game Recognize Game series, and organizing international trips for NFL players for content and media opportunities to help grow the game globally. Watson continues to host Monday Night Football on Channel 5 in the UK, an international broadcast in partnership with NFL Network.

Watson is a graduate of Columbia University and was a member of the school's volleyball team. Following the completion of her master's degree in broadcast from Columbia Journalism School, Watson was awarded the Stuart Scott Internship-Scholarship from the National Association of Black Journalists and ESPN, where she produced video packages for SportsCenter and NFL Live.



Dontrelle Willis

Broadcaster

Dontrelle Willis enters his third season with the Dodger broadcast team as an analyst after previously serving as a MLB studio analyst for FOX Sports.

The World Champion was selected by the Chicago Cubs during the 2000 June Amateur

Draft. In 2002, he was traded to the Florida Marlins where he made his Major League debut

against the Colorado Rockies. Known for his unconventional pitching style and crooked baseball cap, "The D-Train" rose quickly. In just 27 starts, Willis went 14-6 and locked in a 3.30 ERA - earning himself the 2003 NL Rookie of the Year Award. He went on to play an instrumental role in the Marlins playoff run that same season, culminating in a World Series Championship. In 2005, he joined an elite group nicknamed "The Black Aces," representing African American pitchers have who won at least 20 games in a single season.

Among the Marlins organization, Willis ranks first in complete games (15), second in wins (68), shutouts (8) and games started (162), and third in total strikeouts (757). After five successful seasons in Florida, Willis was traded to the Detroit Tigers at the start of the 2008 season. He pitched for the Arizona Diamondbacks in 2010 and finished his career as a member of the Cincinnati Reds in 2011. Willis ended his career 72-69 with a 4.17 ERA and 896 strikeouts. Born in Oakland, Calif., Willis attended Encinal High School.



Pepe Yñiguez

Broadcaster

Pepe Yñiguez enters his 28th season as a Dodger broadcaster after joining the club in 1997 and joins Jose Mota and Fernando Valenzuela on the club's Spanish-language radio broadcast.

Yñiguez previously hosted the Dodgers' pregame and postgame shows, "Hablando con los Dodgers," in 1993 and covered select Spanish-language broadcasting assignments for the club in 1997 before joining the team full-time in 1999.

Starting in 1992, Yñiguez broadcasted numerous events for Fox Sports International, including every World Series from 1997-2005. In 1997, he called the All-Star Game at Jacobs Field in Cleveland alongside Tito Fuentes and Dennis Martinez. He has also broadcasted the annual Caribbean Series. From 1993-95, Yñiguez served as the color commentator for Los Angeles Raiders broadcasts. During past offseasons, he also hosted "Central Deportiva," a weekly sports talk show airing Sunday afternoons, on KWKW in Los Angeles.

Yñiguez resides with his wife Rafaela in La Habra, and has four children, Edgar, Alenry, Karissa and Jaquely.



John Hartung
SPORTSNET LA



Jerry Hairston Jr.
SPORTSNET LA



Adrián González
SPORTSNET LA



James Loney
SPORTSNET LA



David Vassegh
AM 570/SNLA



Tim Cates
AM 570

Dodger Broadcasters Through The Years

ENGLISH BROADCASTERS		SPANISH BROADCASTERS	
Year	Broadcasters	Year	Broadcasters
1939-41	Red Barber, Al Helfer	1954-57	Buck Canel
1942	Red Barber, Alan Hale	1958	Rene Cardenas, Miguel Alonzo, Milt Nava
1943-47	Red Barber, Connie Desmond	1959-61	Rene Cardenas, Jaime Jarrin, Miguel Alonzo
1948-49	Red Barber, Connie Desmond, Ernie Harwell	1962-72	Jose Garcia, Jaime Jarrin
1950-53	Red Barber, Connie Desmond, Vin Scully	1973-81	Jaime Jarrin, Rudy Hoyos
1954-55	Vin Scully, Connie Desmond, Andre Baruch	1982-89	Jaime Jarrin, Rene Cardenas, Jaime Jarrin, Rene Cardenas, Tito Rondon
1956	Vin Scully, Connie Desmond, Al Helfer, Jerry Doggett	1991-97	Jaime Jarrin, Rene Cardenas
1957	Vin Scully, Al Helfer, Jerry Doggett	1998	Jaime Jarrin, Rene Cardenas, Pepe Yñiguez
1958-76	Vin Scully, Jerry Doggett	1999-2002	Jaime Jarrin, Pepe Yñiguez
1977-87	Vin Scully, Jerry Doggett, Ross Porter	2003-2009	Jaime Jarrin, Pepe Yñiguez, Fernando Valenzuela
1988-93	Vin Scully, Don Drysdale, Ross Porter	2010-2011	Jaime Jarrin, Pepe Yñiguez, Fernando Valenzuela, Manny Mota
1993-2004	Vin Scully, Ross Porter, Rick Monday	2012-2020	Jaime Jarrin, Pepe Yñiguez, Fernando Valenzuela, Jorge Jarrin
2005	Vin Scully, Rick Monday, Charley Steiner, Al Downing, Steve Lyons	2021	Jaime Jarrin, Pepe Yñiguez, Fernando Valenzuela
2006-2008	Vin Scully, Rick Monday, Charley Steiner, Steve Lyons, Jerry Reuss	2022	Jaime Jarrin, Pepe Yñiguez, Fernando Valenzuela, José Mota
2009-2013	Vin Scully, Rick Monday, Steve Lyons, Charley Steiner, Eric Collins	2023-current	Pepe Yñiguez, Fernando Valenzuela, José Mota
2014-15	Vin Scully, Rick Monday, Charley Steiner, Kevin Kennedy, Nomar Garciaparra, Orel Hershiser, Alanna Rizzo		
2016	Vin Scully, Rick Monday, Charley Steiner, Kevin Kennedy, Nomar Garciaparra, Orel Hershiser, Alanna Rizzo, Joe Davis		
2017-18	Rick Monday, Charley Steiner, Joe Davis, Orel Hershiser, Alanna Rizzo, Nomar Garciaparra, Kevin Kennedy		
2019-2020	Rick Monday, Charley Steiner, Joe Davis, Orel Hershiser, Alanna Rizzo, Nomar Garciaparra, Tim Lincecum		
2021	Rick Monday, Charley Steiner, Joe Davis, Orel Hershiser, Nomar Garciaparra, Tim Lincecum, Kirsten Watson		
2022	Rick Monday, Charley Steiner, Joe Davis, Orel Hershiser, Nomar Garciaparra, Tim Lincecum, Kirsten Watson, Eric Karros, Jessica Mendoza		
2023- current	Rick Monday, Charley Steiner, Joe Davis, Stephen Nelson, Orel Hershiser, Nomar Garciaparra, Tim Lincecum, Kirsten Watson, Eric Karros, Jessica Mendoza		

Dodgers Radio Network

Station	On Dial	City	Station	On Dial	City
KLAC	570	Los Angeles	KCAL*	1410	Riverside-San Bernadino, CA
KTNQ*	1020	Los Angeles	KXTK	1280	San Luis Obispo/Santa Maria, CA
KMPC#+	1540	Los Angeles	KOXR	1480/102.1	Oxnard, CA
KQTM-FM	101.7	Albuquerque, NM	KHTS	98.1/1220	Santa Clarita, CA
KHTY	970	Bakersfield, CA	KVEN	1450	Ventura/Oxnard, CA
KBOV	1230	Bishop, CA	KOXR*	910/102.7	Oxnard, CA
KCBL	1340	Fresno, CA			
KLLE*	107.9	Fresno, CA			
KYVA	1230	Gallup, NM			
KIKI	990	Honolulu, HI			
KAVL	610	Lancaster/Palmdale, CA			
KISF*	103.5	Las Vegas, NV			
KKUU	103.9	Palm Springs, CA			
KPWK	1350	Riverside, CA			

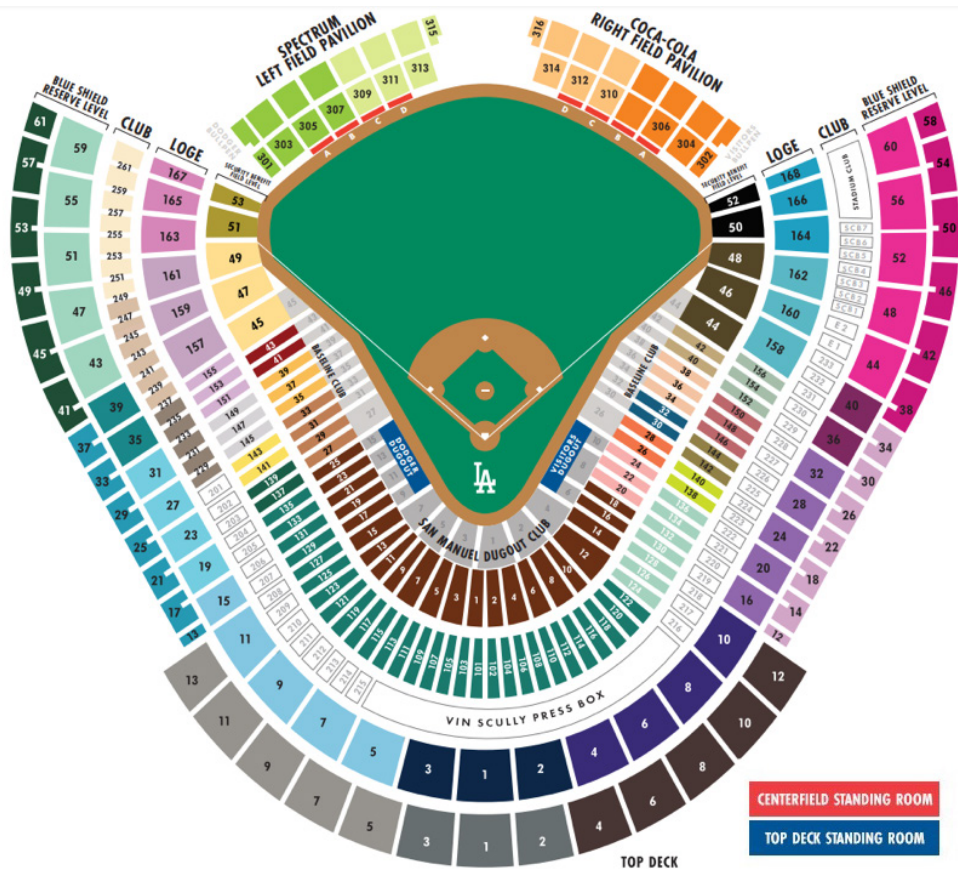
* Spanish + Selected Games # Korean

All games may be heard on the Dodgers' radio home, AM 570 LA SPORTS (English), Latino Media Network 1020 KTNQ AM (Spanish) and the Dodgers Radio Network.

Dodgers Media Partners



Dodger Stadium Seating Diagram



Pre-Game Times At Dodger Stadium

Game Time	12:10 p.m.	1:10 p.m.	6:10 p.m.	7:10 p.m.
Auto Gates Open	10:10 a.m.	11:10 a.m.	4:10 p.m.	5:10 p.m.
Stadium Gates Open	10:40 a.m.	11:40 a.m.	4:40 p.m.	5:40 p.m.
Dodger Batting Practice	9:20 a.m.- 10:45 a.m.	10:20 a.m.- 11:45 a.m.	3:20 p.m.- 4:45 p.m.	4:20 p.m.- 5:45 p.m.
Visiting Batting Practice	10:46 a.m.- 11:25 a.m.	11:46 a.m.- 12:25 p.m.	4:46 p.m.- 5:25 p.m.	5:46 p.m.- 6:25 p.m.
First Pitch	12:10 p.m.	1:10 p.m.	6:10 p.m.	7:10 p.m.

Los Angeles Dodgers 2024 Home/Away Schedule

CURRENT AS OF 1/11/24

MARCH/APRIL

Game	Date	Time	Opponent	Game	Date	Time	Opponent
			SD	20	3:05p	21	3:05p
			SD	22		23	
24	4:10p	25	LAA	26	4:10p	27	LAA
28	7:10p	29	STL	30	7:10p	31	STL
31	4:00p	1	SF	2	7:10p	3	SF
4	7:10p	5	CHC	6	1:00p	7	CHC
8	11:00a	9	MIN	10	11:00a	11	MIN
12	7:10p	13	SD	14	4:00p	15	WSH
16	4:00p	17	WSH	18	7:10p	19	NYM
20	1:00p	21	NYM	22	7:45p	23	WSH
24	3:45p	25	WSH	26	1:00p	27	TOR
28	10:30a	29	ARI	30	6:40p		

MAY

Game	Date	Time	Opponent	Game	Date	Time	Opponent
			ARI	1	6:40p	2	
			ATL	3	7:10p	4	ATL
5	4:30p	6	MIA	7	7:10p	8	MIA
10	4:40p	11	SD	12	1:10p	13	SD
14	6:45p	15	SF	16	2:10p	17	CIN
19	4:00p	20	AZ	21	7:10p	22	AZ
24	4:10p	25	CIN	26	10:00a	27	1:10p
28	4:10p	29	NYM	30	3:10p	31	7:10p

JUNE

Game	Date	Time	Opponent	Game	Date	Time	Opponent
			COL	1	2:10p	2	COL
3	4:00p	4	PIT	5	3:35p	6	PIT
8	7:10p	9	TEX	10	4:00p	11	TEX
12	7:10p	13	TEX	14	7:10p	15	NYG
16	1:10p	17	KC	18	5:40p	19	COL
20	2:10p	21	COL	22	7:10p	23	LAA
24	5:10p	25	CWS	26	5:10p	27	CWS
28	3:15p	29	SF	30	1:05p		

JULY

Game	Date	Time	Opponent	Game	Date	Time	Opponent
			MIL	1	4:10p	2	7:10p
3	4:05p	4	ARI	5	7:10p	6	ARI
8	4:05p	9	PHI	10	4:40p	11	PHI
13	10:30a	14	DET	15	3:05p	16	DET
18	7:10p	19	BOS	20	4:00p	21	BOS
22	2:10p	23	SF	24	7:10p	25	SF
27	4:30p	28	HOU	29	5:10p	30	HOU

AUGUST

Game	Date	Time	Opponent	Game	Date	Time	Opponent	
			OAK	1	2	6:40p	3	OAK
4	1:47p	5	PHI	6	7:10p	7	PHI	
9	7:10p	10	PIT	11	4:00p	12	PIT	
14	5:10p	15	MIL	16	5:15p	17	MIL	
19	11:10a	20	SEA	21	7:10p	22	SEA	
24	7:10p	25	BAL	26	7:10p	27	BAL	
29	7:10p	30	ARI					

SEPTEMBER

Game	Date	Time	Opponent	Game	Date	Time	Opponent
1	1:10p	2	ARI	3	1:10p	4	LAA
5	6:38p	6	LAA	7	7:10p	8	CLE
10	7:10p	11	CHC	12	7:10p	13	CHC
15	10:35a	16	ATL	17	4:20p	18	MIA
19	1:40p	20	MIA	21	7:10p	22	COL
23	2:10p	24	SD	25	7:10p	26	SD
27	5:10p	28	COL	29	12:30p	30	COL

KOREA SERIES

HOME

AWAY

OFF

FREEWAY SERIES EXHIBITION GAMES

HOME

AWAY

DATES AND OPPONENTS ARE SUBJECT TO CHANGE. GAME TIMES TBD.

What would you like the power to do?[®]

Listening to people answer this question is how we find out what matters most. For a business, it could be the power to grow. For an entrepreneur, the power to innovate.

And for a family, it might be the power to achieve their financial goals.

We—the more than 210,000 employees of Bank of America—are proud to serve you and celebrate your accomplishments in the local communities we share.

That's what we're here for: The power to make a difference.



Natalie J.
Financial Center Market Manager

BANK OF AMERICA 